


SMA

Features

Low forward voltage drop
 Guarding protection
 Glass passivated junction
 High current capability
 High efficiency operation
 Extremely low thermal resistance
 Halogen free and RoHS compliant

Mechanical Data

CASE: SMAJ(DO-214AC) Molded Plastic
 Polarity: Color band denotes cathode end
 Mounting position: ANY
 Weight: 0.0025 ounces, 0.071 gram

Maximum Ratings & Electrical Characteristics

(Ratings at 25°C ambient temperature unless otherwise specified. Single phase half-wave 60Hz, resistive or inductive load, for capacitive load current derate by 20%.)

CHARACTERISTICS	SYMBOL	SS34A	SS36A	SS310A	SS320A	UNITS
	Marking	SS34	SS36	SS310	SS320	
Maximum repetitive peak reverse voltage	V_{RRM}	40	60	100	200	V
Maximum RMS voltage	V_{RWS}	28	42	70	140	V
Maximum DC blocking voltage	V_{DC}	40	60	100	200	V
Maximum average forward rectified current at $T_L=90^\circ\text{C}$	$I_{F(AV)}$	3.0				A
Peak forward surge current 8.3ms single half-sine-wave	I_{FSM}	50				A
Maximum instantaneous forward voltage at $I_{FM}=3.0\text{A}$ (NOTE1)	V_F	0.55	0.70	0.85	0.95	V
Maximum DC reverse current $T_J=25^\circ\text{C}$ at rated DC blocking voltage $T_J=125^\circ\text{C}$	I_R	0.5 50.0		0.1 10.0		m A
Maximum thermal resistance	$R_{\theta JL}$	70				$^\circ\text{C/W}$
Operating temperature range	T_J	-55 ---- +125				$^\circ\text{C}$
Storage temperature range	T_{STG}	-55 ---- +150				$^\circ\text{C}$

NOTE: 1. Pulse test: Pulse width 300us, duty cycle 1 %

Summary of Packing Options

Package	Packing Description	Packing Quantity	Industry Standard
SMA	Tape/Reel, 11" reel	5000	EIA-481-1



Ratings and Characteristic Curves

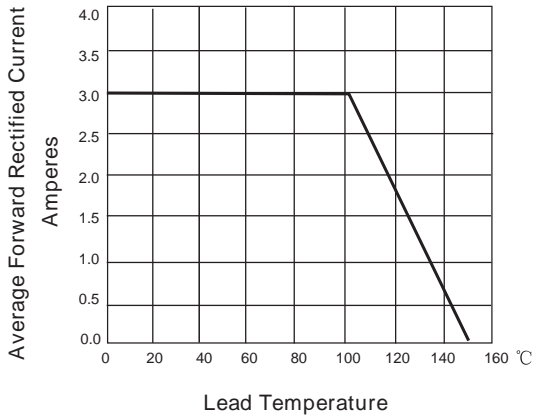


FIG. 1- DERATING CURVE OUTPUT RECTIFIED CURRENT

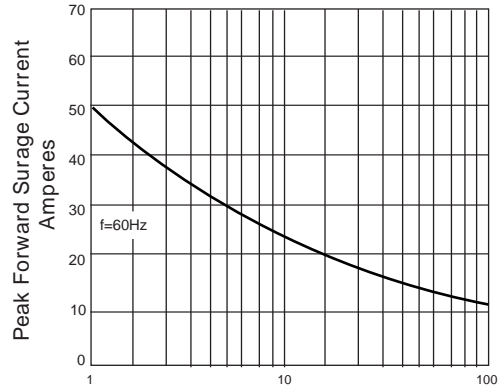


FIG. 2-MAXIMUM NON-REPETITIVE PEAK FORWARD SURGE CURRENT PER LEG

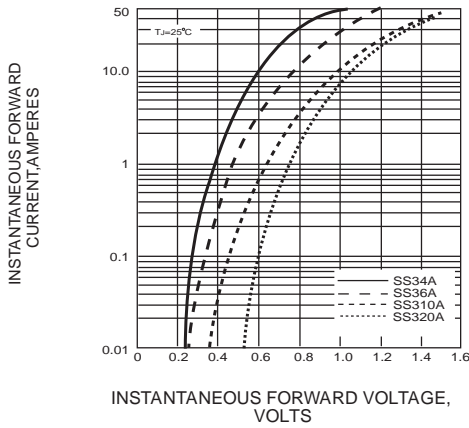


FIG. 3-TYPICAL FORWARD VOLTAGE CHARACTERISTICS

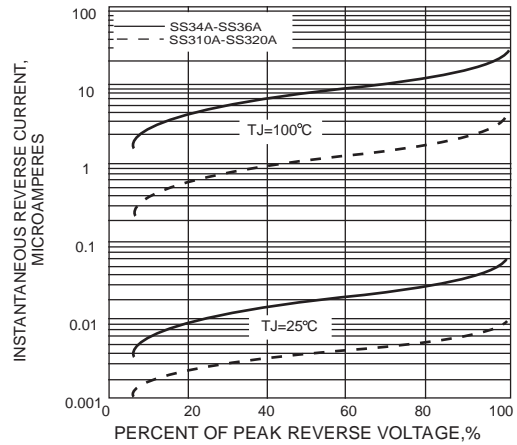


FIG. 4-TYPICAL REVERSE LEAKAGE CHARACTERISTICS

Package Outline Dimensions: SMA(DO-214AC)

Dim	Millimeters		Inches	
	Min	Max	Min	Max
L	4.1	4.3	0.161	0.169
D	2.5	2.7	0.098	0.106
D1	1.3	1.5	0.051	0.059
T	4.8	5.2	0.189	0.205
T1	0.9	1.5	0.035	0.060
d	-	0.2	-	0.008
H	2.05	2.35	0.081	0.093
H1	2.0	2.2	0.079	0.087

X-ON Electronics

Largest Supplier of Electrical and Electronic Components

Click to view similar products for [Schottky Diodes & Rectifiers](#) category:

Click to view products by [PAKER Microelectronics](#) manufacturer:

Other Similar products are found below :

[MA4E2039](#) [MA4E2508M-1112](#) [MBR1545CT](#) [MMBD301M3T5G](#) [RB160M-50TR](#) [D83C](#) [BAS16E6433HTMA1](#) [BAT 54-02LRH E6327](#)
[NRVBAF360T3G](#) [NSR05F40QNXT5G](#) [NTE555](#) [JANS1N6640](#) [SK310-T](#) [SK34B-TP](#) [SS3003CH-TL-E](#) [GA01SHT18](#)
[CRS10I30A\(TE85L,QM](#) [MA4E2501L-1290](#) [MBRA140TRPBF](#) [MBRB30H30CT-1G](#) [BAT 15-04R E6152](#) [JANTX1N5712-1](#) [DMJ3940-000](#)
[SB007-03C-TB-E](#) [SK33B-TP](#) [NRVBB20100CTT4G](#) [NRVBM120LT1G](#) [NTSB30U100CT-1G](#) [VS-6CWQ10FNHM3](#) [CRG04\(T5L,TEMQ\)](#)
[ACDBA1100LR-HF](#) [ACDBA1200-HF](#) [ACDBA240-HF](#) [ACDBA3100-HF](#) [CDBQC0530L-HF](#) [CDBQC0240LR-HF](#) [ACDBA260LR-HF](#)
[ACDBA1100-HF](#) [MA4E2502L-1246](#) [10BQ015-M3/5BT](#) [NRVBM120ET1G](#) [CRS08TE85LQM](#) [PMAD1108-LF](#) [B120Q-13-F](#) [1N5819T-G](#)
[B0530WSQ-7-F](#) [PDS1040Q-13](#) [B160BQ-13-F](#) [SDM05U20CSP-7](#) [B140S1F-7](#)