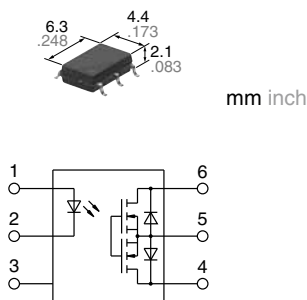




<b>Miniature SOP6-pin type with high capacity of 3A load current</b>	<b>PhotoMOS® HE SOP 1 Form A High Capacity (AQV250GOS)</b>
--	--



**RoHS compliant**

### FEATURES

#### 1. High capacity in a miniature SOP package

Continuous load current: Max. 3A  
Load voltage: 50V and 80V

#### 2. Greatly improved specifications allow you to use this in place of mercury and mechanical relays.

### TYPICAL APPLICATIONS

- Security equipment
- Fire-preventing system
- Measuring instruments

### TYPES

	Output rating*		Package	Part No.			Packing quantity	
	Load voltage	Load current		Surface-mount terminal			Tube	Tape and reel
				Tube packing style	Tape and reel packing style			
			Picked from the 1/2/3-pin side		Picked from the 4/5/6-pin side			
AC/DC dual use	50 V	3.0 A	SOP6-pin	AQV252G2S	AQV252G2SX	AQV252G2SZ	1 tube contains: 75 pcs. 1 batch contains: 1,500 pcs.	1,000 pcs.
	80 V	1.25 A		AQV255GS	AQV255GSX	AQV255GSZ		

Note: For space reasons, the two initial letters of the part number "AQ" and the packing style indicator "X" or "Z" are not marked on the device.  
\* Indicate the peak AC and DC values.

### RATING

#### 1. Absolute maximum ratings (Ambient temperature: 25°C 77°F)

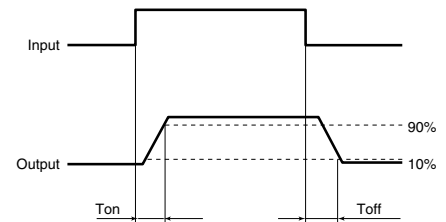
Item	Symbol	Type of connection	AQV252G2S	AQV255GS	Remarks	
Input	LED forward current	I <sub>F</sub>	50 mA			
	LED reverse voltage	V <sub>R</sub>	5 V			
	Peak forward current	I <sub>FP</sub>	1 A		f = 100 Hz, Duty factor = 0.1%	
	Power dissipation	P <sub>in</sub>	75 mW			
Output	Load voltage (peak AC)	V <sub>L</sub>	50 V	80 V		
	Continuous load current	I <sub>L</sub>	A	3.0 A	1.25 A	A connection: Peak AC, DC B, C connection: DC
			B	3.5 A	1.75 A	
			C	6.0 A	2.5 A	
	Peak load current	I <sub>peak</sub>	6 A		3 A	100ms (1 shot), V <sub>L</sub> = DC at A connection
Power dissipation	P <sub>out</sub>	450 mW				
Total power dissipation	P <sub>T</sub>	500 mW				
I/O isolation voltage	V <sub>iso</sub>	1,500 Vrms				
Ambient temperature	Operating	T <sub>opr</sub>	-40 to +85°C -40 to +185°F		(Non-icing at low temperatures)	
	Storage	T <sub>stg</sub>	-40 to +100°C -40 to +212°F			

# HE SOP 1 Form A High Capacity (AQV250G0S)

## 2. Electrical characteristics (Ambient temperature: 25°C 77°F)

Item			Symbol	Type of connection	AQV252G2S	AQV255GS	Condition
Input	LED operate current	Typical	$I_{Fon}$	—	0.6 mA	0.5 mA	$I_L = 100\text{mA}$
		Maximum			3 mA		
	LED turn off current	Minimum	$I_{Foff}$	—	0.2 mA		$I_L = 100\text{mA}$
		Typical			0.5 mA	0.4 mA	
LED dropout voltage	Typical	$V_F$	—	1.32 V (1.14 V at $I_F = 5\text{ mA}$ )		$I_F = 50\text{ mA}$	
	Maximum			1.5 V			
Output	On resistance	Typical	$R_{on}$	A	0.04 $\Omega$	0.09 $\Omega$	A connection $I_F = 5\text{ mA}$ , $I_L = \text{Max.}$ Within 1 s
		Maximum			0.07 $\Omega$	0.15 $\Omega$	
		Typical	$R_{on}$	B	0.025 $\Omega$	0.05 $\Omega$	B connection $I_F = 5\text{ mA}$ , $I_L = \text{Max.}$ Within 1 s
		Maximum			0.04 $\Omega$	0.12 $\Omega$	
	Typical	$R_{on}$	C	0.01 $\Omega$	0.03 $\Omega$	C connection $I_F = 5\text{ mA}$ , $I_L = \text{Max.}$ Within 1 s	
	Maximum			0.02 $\Omega$	0.1 $\Omega$		
Off state leakage current	Maximum	$I_{Leak}$	—	1 $\mu\text{A}$		$I_F = 0\text{ mA}$ , $V_L = \text{Max.}$	
Transfer characteristics	Turn on time*	Typical	$T_{on}$	—	1.5 ms	1.3 ms	$I_F = 5\text{ mA}$ , $I_L = 100\text{ mA}$ $V_L = 10\text{ V}$
		Maximum			5 ms		
	Turn off time*	Typical	$T_{off}$	—	0.08 ms	0.1 ms	$I_F = 5\text{ mA}$ , $I_L = 100\text{ mA}$ $V_L = 10\text{ V}$
		Maximum			0.5 ms		
	I/O capacitance	Typical	$C_{iso}$	—	0.8 pF		$f = 1\text{ MHz}$ $V_B = 0\text{ V}$
		Maximum			1.5 pF		
Initial I/O isolation resistance	Minimum	$R_{iso}$	—	1,000 M $\Omega$		500 V DC	
Max. operating frequency	Maximum	—	—	2.5 cps	5 cps	$I_F = 5\text{ mA}$ , duty = 50% $I_L = \text{Max.}$ , $V_L = \text{Max.}$	

\*Turn on/Turn off time



## 3. Recommended operating conditions (Ambient temperature: 25°C 77°F)

Please use under recommended operating conditions to obtain expected characteristics.

Item		Symbol	Min.	Max.	Unit
LED current		$I_F$	5	30	mA
AQV252G2S	Load voltage (Peak AC)	$V_L$	—	40	V
	Continuous load current (A connection)	$I_L$	—	3.0	A
AQV255GS	Load voltage (Peak AC)	$V_L$	—	64	V
	Continuous load current (A connection)	$I_L$	—	1.25	A

■ These products are not designed for automotive use.

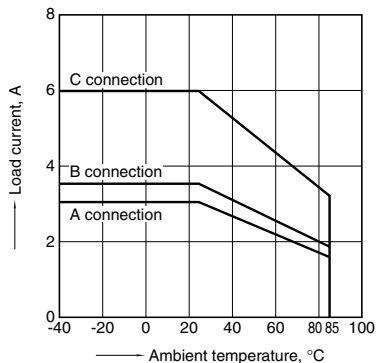
If you are considering to use these products for automotive applications, please contact your local Panasonic Corporation technical representative.

## REFERENCE DATA

1.-(1) Load current vs. ambient temperature characteristics

Sample: AQV252G2S

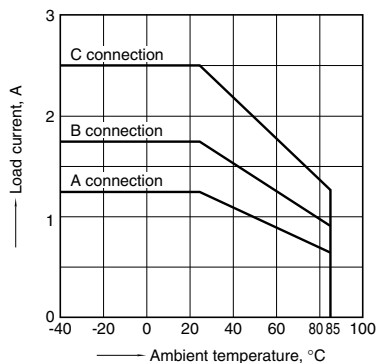
Allowable ambient temperature: -40 to +85°C  
-40 to +185°F



1.-(2) Load current vs. ambient temperature characteristics

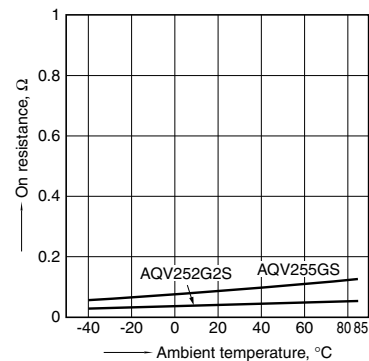
Sample: AQV255GS

Allowable ambient temperature: -40 to +85°C  
-40 to +185°F



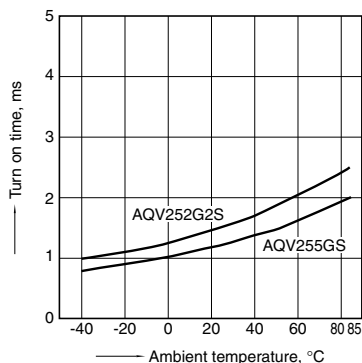
2. On resistance vs. ambient temperature characteristics

Measured portion: between terminals 4 and 6;  
LED current: 5 mA; Load voltage: Max. (DC)  
Continuous load current: Max. (DC)



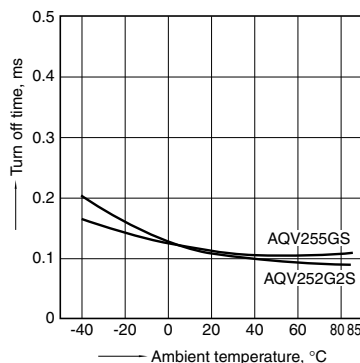
3. Turn on time vs. ambient temperature characteristics

LED current: 5 mA; Load voltage: 10 V (DC);  
Continuous load current: 100 mA (DC)



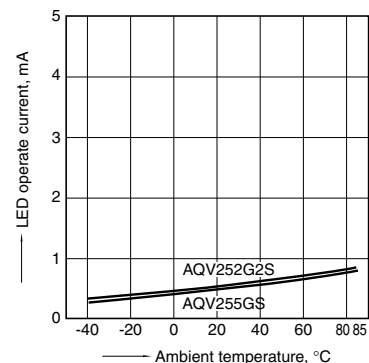
4. Turn off time vs. ambient temperature characteristics

LED current: 5 mA; Load voltage: 10 V (DC);  
Continuous load current: 100 mA (DC)



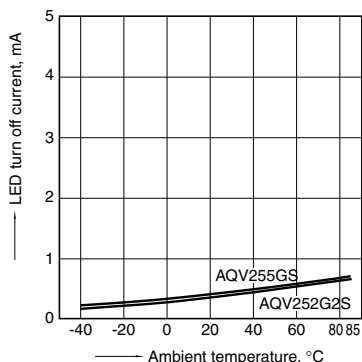
5. LED operate current vs. ambient temperature characteristics

Load voltage: 10 V (DC);  
Continuous load current: 100mA (DC)



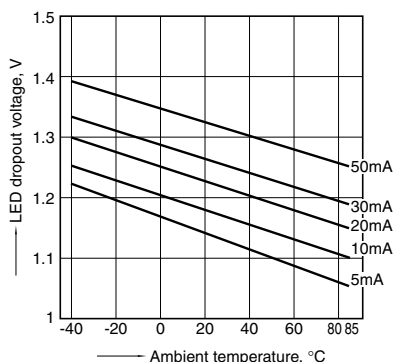
6. LED turn off current vs. ambient temperature characteristics

Load voltage: 10 V (DC);  
Continuous load current: 100mA (DC)



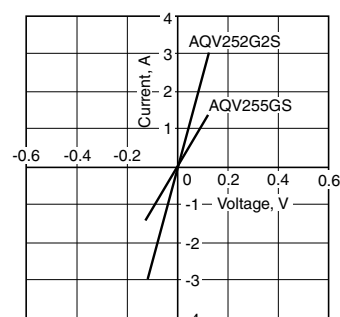
7. LED dropout voltage vs. ambient temperature characteristics

LED current: 5 to 50 mA



8. Current vs. voltage characteristics of output at MOS portion

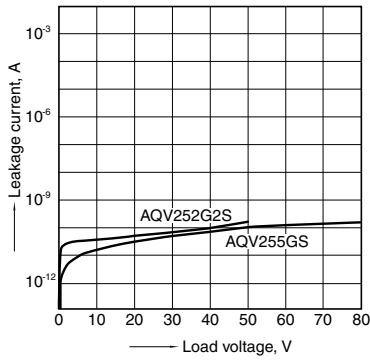
Measured portion: between terminals 4 and 6;  
Ambient temperature: 25°C 77°F



# HE SOP 1 Form A High Capacity (AQV250G0S)

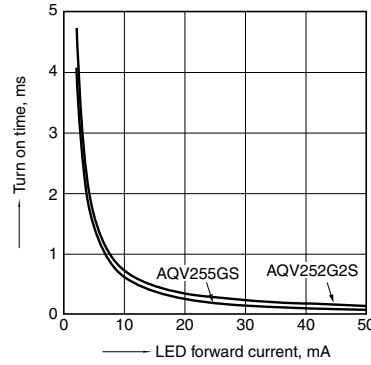
## 9. Off state leakage current vs. load voltage characteristics

Measured portion: between terminals 4 and 6;  
Ambient temperature: 25°C 77°F



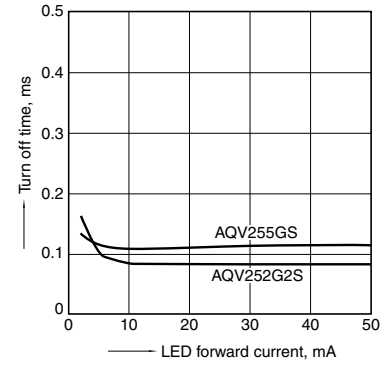
## 10. Turn on time vs. LED forward current characteristics

Measured portion: between terminals 4 and 6;  
Load voltage: 10 V (DC);  
Continuous load current: 100 mA (DC);  
Ambient temperature: 25°C 77°F



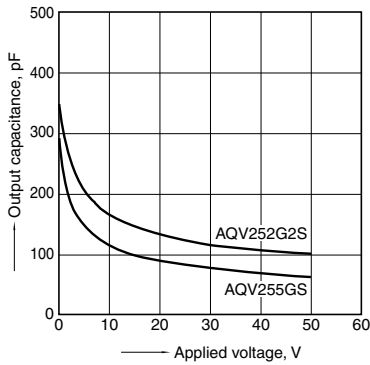
## 11. Turn off time vs. LED forward current characteristics

Measured portion: between terminals 4 and 6;  
Load voltage: 10 V (DC);  
Continuous load current: 100 mA (DC);  
Ambient temperature: 25°C 77°F



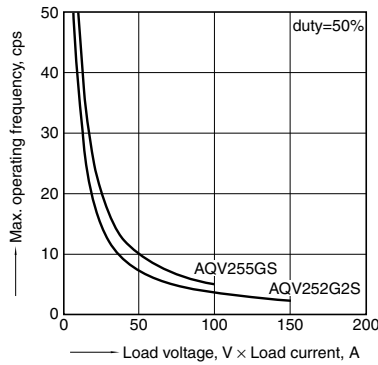
## 12. Output capacitance vs. applied voltage characteristics

Measured portion: between terminals 4 and 6;  
Frequency: 1 MHz;  
Ambient temperature: 25°C 77°F



## 13. Max. operating frequency vs. load voltage and load current

LED current: 5 mA  
Ambient temperature: 25°C 77°F



"PhotoMOS®", "PhotoMOS" and "PHOTOMOS" are registered trademarks of Panasonic Corporation.

\*Recognized in Japan, the United States, all member states of European Union and other countries.

Please contact .....

---

**Panasonic Corporation**

Electromechanical Control Business Division

■ 1006, Oaza Kadoma, Kadoma-shi, Osaka 571-8506, Japan  
[industrial.panasonic.com/ac/e/](http://industrial.panasonic.com/ac/e/)

**Panasonic®**

©Panasonic Corporation 2017

## X-ON Electronics

Largest Supplier of Electrical and Electronic Components

*Click to view similar products for [Solid State Relays - PCB Mount](#) category:*

*Click to view products by [Panasonic](#) manufacturer:*

Other Similar products are found below :

[M90F-2W](#) [G2-1A07-ST](#) [G2-1A07-TT](#) [G2-1B02-TT](#) [G2-DA06-ST](#) [G3CN-202PL-3-US DC12](#) [G3CN-203P DC3-28](#) [G3RDX02SNUSDC12](#)  
[PLA134S](#) [DMP6202A](#) [DS11-1005](#) [AQ3A2-ZT432VDC](#) [AQV212J](#) [AQV214SD02](#) [AQV252GAJ](#) [AQY212SXT](#) [AQY221R2SJ](#)  
[EFR1200480A150](#) [LCA220](#) [LCB110S](#) [1618400-5](#) [SR75-1ST](#) [AQV212AJ](#) [AQV238AD01](#) [AQV252GAXJ](#) [AQW414TS](#) [AQY210SXT](#)  
[AQY212ST](#) [AQY221N2V1YJ](#) [AQY275AXJ](#) [G2-1A02-ST](#) [G2-1A02-TT](#) [G2-1A03-ST](#) [G2-1A03-TT](#) [G2-1A05-ST](#) [G2-1A06-TT](#) [G2-1A23-](#)  
[TT](#) [G2-1B01-ST](#) [G2-1B01-TT](#) [G2-1B02-ST](#) [G2-DA03-ST](#) [G2-DA03-TT](#) [G2-DA06-TT](#) [G3M-203PL-UTU-1 DC24](#) [CPC2330N](#) [3-1617776-](#)  
[2](#) [CTA2425](#) [TS190](#) [LBB110S](#) [LCB126S](#)