

Stacked Metallized Plastic Film Capacitor

Type: **ECQV(L)/(M)**

Designed for high density insertion applications.

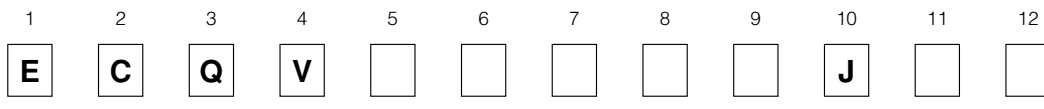
■ Features

- Small size and large capacitance
- Excellent electric characteristics in non-inductive construction
- Wide range for automatic insertion
- RoHS directive compliant

■ Recommended Applications

- General purpose
- Noise suppression for logic circuit

■ Explanation of Part Numbers



Product code

Dielectric & construction

Rated voltage

Capacitance

Cap. Tol.

Suffix

1H	50 VDC
1J	63 VDC
1	100 VDC

L	50 VDC
M	63 VDC
	100 VDC

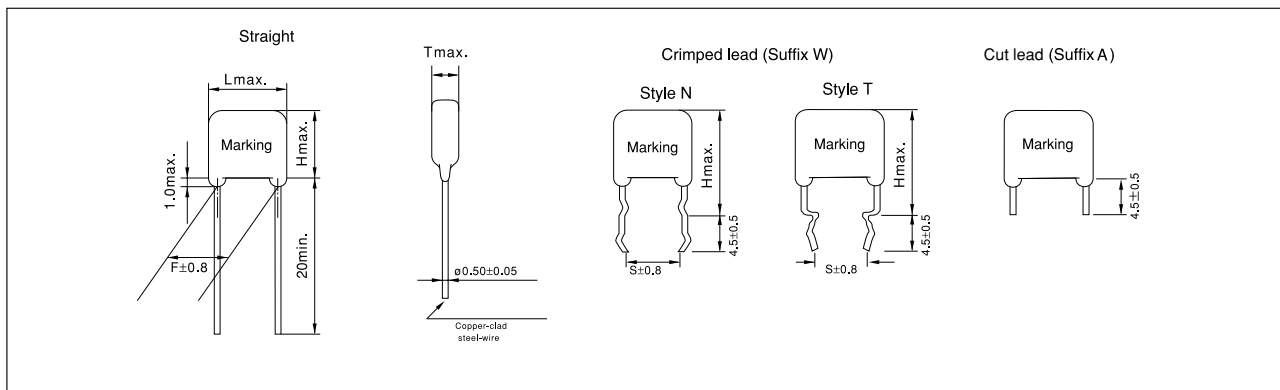
Suffix	Lead Form
Blank	Straight
W	Crimped lead
A	Cut lead
2	Straight taping (Ammo)
3	Crimped taping (Ammo)

■ Specifications

Category temp. range (Including temperature-rise on unit surface)	-40 °C to +105 °C
Rated voltage	50 VDC, 63 VDC, 100 VDC (Derating of rated voltage by 2.5 %/°C at more than 85 °C)
Capacitance range	0.010 μF to 2.2 μF
Capacitance tolerance	± 5 % (J)
Dissipation factor (tan δ)	tan δ ≤ 1.0 % (20 °C, 1 kHz)
Withstand voltage	Between terminals : Rated volt. (VDC) × 150 % 60 s
Insulation resistance (IR)	C ≤ 0.33 μF : IR ≥ 3000 MΩ C > 0.33 μF : IR ≥ 1000 MΩ · μF (20 °C, 50 VDC, 60 s ECQV1H, ECQV1J) (20 °C, 100 VDC, 60 s ECQV1)

* In case of applying voltage in alternating current (50 Hz or 60 Hz sine wave) to a capacitor with DC rated voltage, please refer to the page of "Permissible voltage (R.M.S) in alternating current corresponding to DC rated voltage".

■ Dimensions in mm (not to scale)



■ Packaging Specifications for Bulk Package

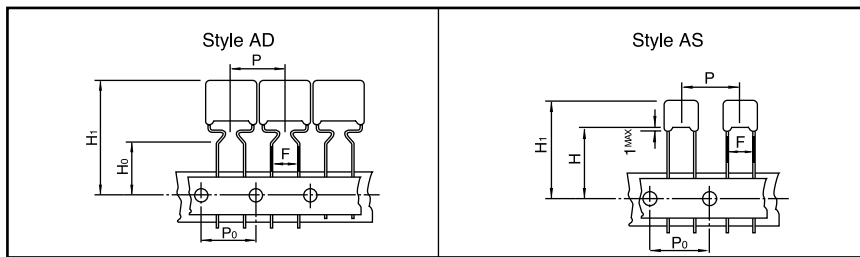
Packing quantity: 100 pcs./bag

Design, Specifications are subject to change without notice. Ask factory for technical specifications before purchase and/or use. Whenever a doubt about safety arises from this product, please inform us immediately for technical consultation without fail.



■ Taping Specifications for Automatic Insertion

● Taping style



* Refer to the page of taping specifications.

● Packaging Specifications

Type	Rated volt.	Cap. range (μF)	Taping style						Packing	suffix
			AD	AS	B	C	D	E		
ECQV (L)	50 VDC	0.010 to 2.2	○						Ammo	JL3
		0.010 to 1.0		○					Ammo	JL2
ECQV (M)	63 VDC	0.010 to 1.0	○						Ammo	JM3
		0.010 to 0.15		○					Ammo	JM2
	100 VDC	0.010 to 0.47	○						Ammo	JM3
		0.010 to 0.10		○					Ammo	JM2

● Lead Spacing

Style	Lead Spacing
AD	5.0 mm
AS	5.0 mm

* See the column "Rating, Dimensions & Quantity Box" for packing quantity.

■ Rating, Dimensions & Quantity/Ammo Box or Reel

● Type ECQV(L) Rated voltage : 50 VDC

Part No.	Cap. (μF)	Dimensions (mm)								Min. order Q'ty	
		L _{max.}	T _{max.}	H _{max.}		F	S	ød	Taping	Bulk	
				Straight	Crimped lead						
ECQV1H103JL()	0.010	7.3	3.2	5.0	9.0	5.0	5.0	0.50	2000		
ECQV1H123JL()	0.012	7.3	3.2	5.0	9.0	5.0	5.0	0.50			
ECQV1H153JL()	0.015	7.3	3.2	5.0	9.0	5.0	5.0	0.50			
ECQV1H183JL()	0.018	7.3	3.2	5.0	9.0	5.0	5.0	0.50			
ECQV1H223JL()	0.022	7.3	3.2	5.0	9.0	5.0	5.0	0.50			
ECQV1H273JL()	0.027	7.3	3.2	5.0	9.0	5.0	5.0	0.50			
ECQV1H333JL()	0.033	7.3	3.2	5.0	9.0	5.0	5.0	0.50			
ECQV1H393JL()	0.039	7.3	3.2	5.0	9.0	5.0	5.0	0.50			
ECQV1H473JL()	0.047	7.3	3.2	5.0	9.0	5.0	5.0	0.50			
ECQV1H563JL()	0.056	7.3	3.2	5.0	9.0	5.0	5.0	0.50			
ECQV1H683JL()	0.068	7.3	3.2	5.0	9.0	5.0	5.0	0.50			
ECQV1H823JL()	0.082	7.3	3.6	5.0	9.0	5.0	5.0	0.50			
ECQV1H104JL()	0.10	7.3	4.0	5.0	9.0	5.0	5.0	0.50			
ECQV1H124JL()	0.12	7.3	4.0	5.0	9.0	5.0	5.0	0.50			
ECQV1H154JL()	0.15	7.3	4.4	5.5	9.5	5.0	5.0	0.50			
ECQV1H184JL()	0.18	7.3	4.5	5.5	9.5	5.0	5.0	0.50			
ECQV1H224JL()	0.22	7.3	4.8	5.5	9.5	5.0	5.0	0.50			
ECQV1H274JL()	0.27	7.3	4.6	7.0	11.0	5.0	5.0	0.50			
ECQV1H334JL()	0.33	7.3	5.2	7.0	11.0	5.0	5.0	0.50			
ECQV1H394JL()	0.39	7.3	5.7	7.3	11.3	5.0	5.0	0.50			
ECQV1H474JL()	0.47	7.3	6.0	7.3	11.3	5.0	5.0	0.50			
ECQV1H564JL()	0.56	7.3	5.8	10.0	14.0	5.0	5.0	0.50			
ECQV1H684JL()	0.68	7.3	6.5	10.0	14.0	5.0	5.0	0.50			
ECQV1H824JL()	0.82	7.3	6.8	10.0	14.0	5.0	5.0	0.50			
ECQV1H105JL()	1.0	7.3	8.0	11.0	15.0	5.0	5.0	0.50			
ECQV1H125JL()	1.2	10.2	6.5	10.0	14.0	7.5	5.0	0.50			
ECQV1H155JL()	1.5	10.2	7.2	10.0	14.0	7.5	5.0	0.50			
ECQV1H185JL()	1.8	10.2	7.2	12.0	16.5	7.5	5.0	0.50			
ECQV1H225JL()	2.2	10.2	7.9	12.0	16.5	7.5	5.0	0.50			

↑ Suffix for lead crimped or taped type

Style N: 0.010 μF to 1.0 μF
Style T: 1.2 μF to 2.2 μF

Design, Specifications are subject to change without notice. Ask factory for technical specifications before purchase and/or use. Whenever a doubt about safety arises from this product, please inform us immediately for technical consultation without fail.

- Rating, Dimensions & Quantity/Ammo Box or Reel
- Type ECQV(M) Rated voltage : 63 VDC

Part No.	Cap. (μ F)	Dimensions (mm)							Min. order Q'ty	
		L ^{max.}	T ^{max.}	H ^{max.}		F	S	ϕ d	Taping	Bulk
				Straight	Crimped lead	Straight	Crimped lead			
ECQV1J103JM()	0.010	7.5	3.2	6.8	10.8	5.0	5.0	0.50	2000	500
ECQV1J123JM()	0.012	7.5	3.2	6.8	10.8	5.0	5.0	0.50		
ECQV1J153JM()	0.015	7.5	3.2	6.8	10.8	5.0	5.0	0.50		
ECQV1J183JM()	0.018	7.5	3.2	6.8	10.8	5.0	5.0	0.50		
ECQV1J223JM()	0.022	7.5	3.2	6.8	10.8	5.0	5.0	0.50		
ECQV1J273JM()	0.027	7.5	3.2	6.8	10.8	5.0	5.0	0.50		
ECQV1J333JM()	0.033	7.5	3.2	6.8	10.8	5.0	5.0	0.50		
ECQV1J393JM()	0.039	7.5	3.2	6.8	10.8	5.0	5.0	0.50		
ECQV1J473JM()	0.047	7.5	3.2	6.8	10.8	5.0	5.0	0.50		
ECQV1J563JM()	0.056	7.5	3.2	6.8	10.8	5.0	5.0	0.50		
ECQV1J683JM()	0.068	7.5	3.2	6.8	10.8	5.0	5.0	0.50		
ECQV1J823JM()	0.082	7.5	3.2	6.8	10.8	5.0	5.0	0.50		
ECQV1J104JM()	0.10	7.5	3.2	7.0	11.0	5.0	5.0	0.50		
ECQV1J124JM()	0.12	7.5	3.8	7.0	11.0	5.0	5.0	0.50		
ECQV1J154JM()	0.15	7.5	4.1	7.0	11.0	5.0	5.0	0.50		
ECQV1J184JM()	0.18	10.2	3.5	9.0	14.0	7.5	5.0	0.50		
ECQV1J224JM()	0.22	10.2	3.5	9.0	14.0	7.5	5.0	0.50		
ECQV1J274JM()	0.27	10.2	3.5	9.0	14.0	7.5	5.0	0.50		
ECQV1J334JM()	0.33	10.2	3.8	9.0	14.0	7.5	5.0	0.50		
ECQV1J394JM()	0.39	10.2	4.0	9.0	14.0	7.5	5.0	0.50		
ECQV1J474JM()	0.47	10.2	4.5	9.0	14.0	7.5	5.0	0.50		
ECQV1J564JM()	0.56	10.2	4.9	9.0	14.0	7.5	5.0	0.50		
ECQV1J684JM()	0.68	10.2	5.5	10.0	15.0	7.5	5.0	0.50		
ECQV1J824JM()	0.82	10.2	6.1	10.0	15.0	7.5	5.0	0.50		
ECQV1J105JM()	1.0	10.2	6.9	10.0	15.0	7.5	5.0	0.50		

Style N: 0.010 μ F to 0.15 μ F
 Style T: 0.18 μ F to 1.0 μ F

Stacked Metallized Film

- Type ECQV(M) Rated voltage : 100 VDC

Part No.	Cap. (μ F)	Dimensions (mm)							Min. order Q'ty	
		L ^{max.}	T ^{max.}	H ^{max.}		F	S	ϕ d	Taping	Bulk
				Straight	Crimped lead	Straight	Crimped lead			
ECQV1103JM()	0.010	7.5	3.2	7.0	12.0	5.0	5.0	0.50	2000	500
ECQV1123JM()	0.012	7.5	3.2	7.0	12.0	5.0	5.0	0.50		
ECQV1153JM()	0.015	7.5	3.2	7.0	12.0	5.0	5.0	0.50		
ECQV1183JM()	0.018	7.5	3.2	7.0	12.0	5.0	5.0	0.50		
ECQV1223JM()	0.022	7.5	3.2	7.0	12.0	5.0	5.0	0.50		
ECQV1273JM()	0.027	7.5	3.2	7.0	12.0	5.0	5.0	0.50		
ECQV1333JM()	0.033	7.5	3.2	7.0	12.0	5.0	5.0	0.50		
ECQV1393JM()	0.039	7.5	3.2	7.0	12.0	5.0	5.0	0.50		
ECQV1473JM()	0.047	7.5	3.2	7.0	12.0	5.0	5.0	0.50		
ECQV1563JM()	0.056	7.5	3.2	7.0	12.0	5.0	5.0	0.50		
ECQV1683JM()	0.068	7.5	4.0	7.0	12.0	5.0	5.0	0.50		
ECQV1823JM()	0.082	7.5	4.1	7.0	12.0	5.0	5.0	0.50		
ECQV1104JM()	0.10	7.5	4.5	7.0	12.0	5.0	5.0	0.50		
ECQV1124JM()	0.12	10.2	3.3	9.0	14.0	7.5	5.0	0.50		
ECQV1154JM()	0.15	10.2	3.3	9.0	14.0	7.5	5.0	0.50		
ECQV1184JM()	0.18	10.2	3.6	9.0	14.0	7.5	5.0	0.50		
ECQV1224JM()	0.22	10.2	4.0	9.0	14.0	7.5	5.0	0.50		
ECQV1274JM()	0.27	10.2	4.2	9.0	14.0	7.5	5.0	0.50		
ECQV1334JM()	0.33	10.2	4.8	10.0	15.0	7.5	5.0	0.50		
ECQV1394JM()	0.39	10.2	5.5	10.0	15.0	7.5	5.0	0.50		
ECQV1474JM()	0.47	10.2	6.8	10.5	15.5	7.5	5.0	0.50		

↑ Suffix for lead crimped or taped type

Style N: 0.010 μ F to 0.10 μ F
 Style T: 0.12 μ F to 0.47 μ F

Design, Specifications are subject to change without notice. Ask factory for technical specifications before purchase and/or use. Whenever a doubt about safety arises from this product, please inform us immediately for technical consultation without fail.

X-ON Electronics

Largest Supplier of Electrical and Electronic Components

Click to view similar products for [Film Capacitors](#) category:

Click to view products by [Panasonic](#) manufacturer:

Other Similar products are found below :

[F450KG153J250ALH0J](#) [750-1018](#) [FKP1-1000160010P15](#) [FKP1-1500160010P15](#) [82EC1100DQ50K](#) [MMWAF150KME](#)
[PFR5101J100J11L16.5TA18](#) [PME261JB5220KR19T0](#) [A521HH333M035C](#) [A561ED221M450A](#) [QXJ2E474KTPT](#) [QXL2B333KTPT](#)
[QXM2G104K](#) [DMT2P22](#) [EEC2G505HQA406](#) [B32520C6332K000](#) [B32522C6104K000](#) [B32523Q3155J](#) [B32676E6755K](#)
[C3B2AD44400B20K](#) [SCD105K122A3-22](#) [2N3155](#) [F601BL225K063CL60A](#) [FKP1-2202KV5P15](#) [FKS3-680040010P10](#) [445450-1](#)
[B32523Q0475K000](#) [46KR415050M1K](#) [4BSNBX4100ZBFJ](#) [4DCNAQ4450ZA0J](#) [MKP383510063JKP2T0](#) [MKT 1813-368-015](#)
[MKT182022263473](#) [4055292001](#) [WMC08P22](#) [WMF1S15](#) [WMF4S68](#) [EEC2E106HQA405](#) [EEC2G805HQA415](#) [82DC3100DQ50J](#)
[82EC2150DQ50K](#) [WMF4D68](#) [WMF1D68](#) [B25620B118K883](#) [B25620B158K883](#) [A521HH471M450C](#) [97F8038](#) [NRM-S225K250F](#)
[730P205X9400](#) [P42DB8483AA00F](#)