

Approved <i>M. Yamaguchi</i>	Checked <i>T. Akeda</i>	Designed <i>K. Ishikawa</i>	DEVELOPMENT SPECIFICATION			18	4
			P/N: LNJ812K87RA				

T Y P E	Soft-Orange Light Emitting Diode					
APPLICATION	Indicators					
MATERIAL	InGaAlP					
OUTLINE	Attached					
ABSOLUTE MAXIMUM RATINGS	P 55 mW	*I _{FP} 60 mA	I _{FDC} 20 mA	V _R 4 V	T _{opr} -30~+85 °C	T _{stg} -40~+100 °C
CONDITION	Ta=25±3 °C					

Test Specification

Item	Symbol	Condition	Typ	Limit		Unit
				Min	Max	
Forward Voltage	V _F	I _F = 10 mA	1.95		2.5	V
Reverse Leakage Current	I _R	V _R = 4 V			100	μA
Luminous Intensity	I _o	I _F = 10 mA·DC	21	7		mcd
Peak Emission Wavelength	λ _P	I _F = 10 mA·DC	615			nm
Spectral Line Half Width	Δλ	I _F = 10 mA·DC	20			nm

※ · The Condition of I_{FP} is duty 10 % , Pulse width 1 ms
 · Please contact the Panasonic local office if you design at low current (below 1 mA DC) or pulse current operation and have any questions.

NOTE

- ★1 Terminal:Plated with gold on copper base.
- ★2 Package:Light yellow diffusion type.
- ★3 Soldering conditions.
Refer to Handling note.
- ★4 Care should be taken that soldering is done within 3-days after opening the dry package and reel.

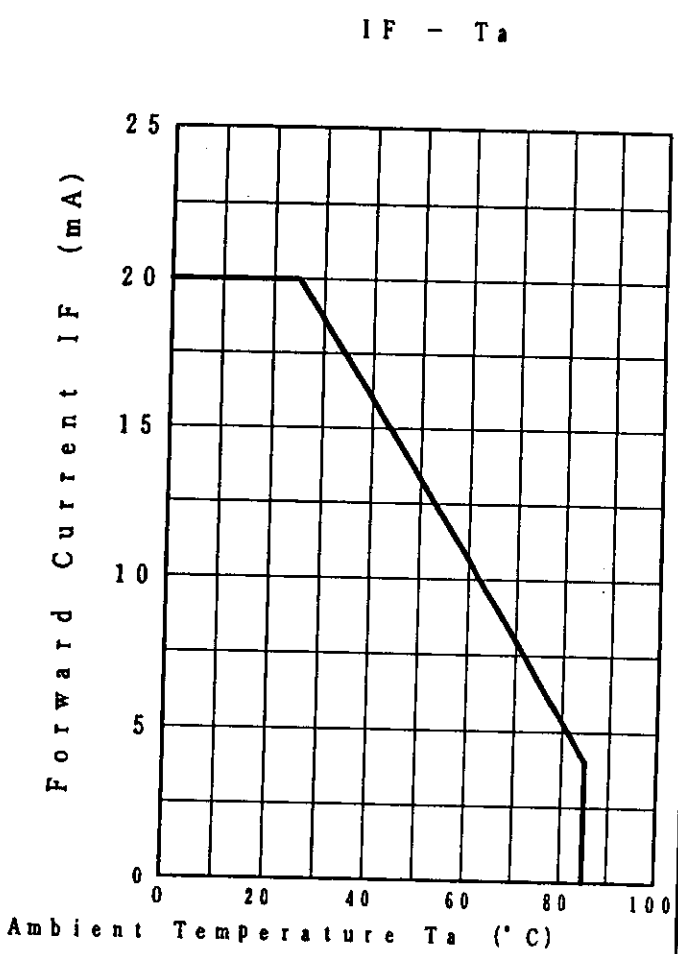
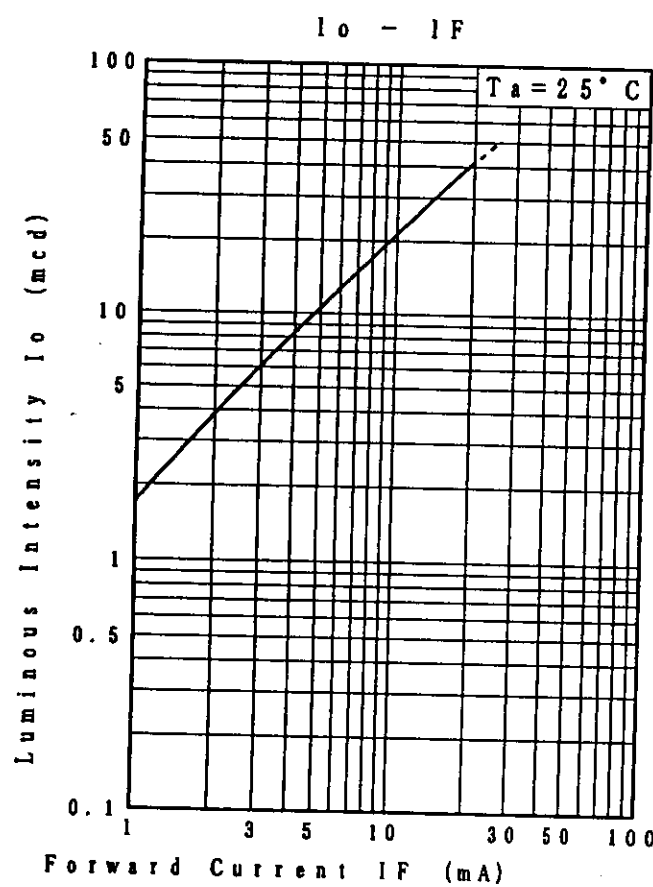
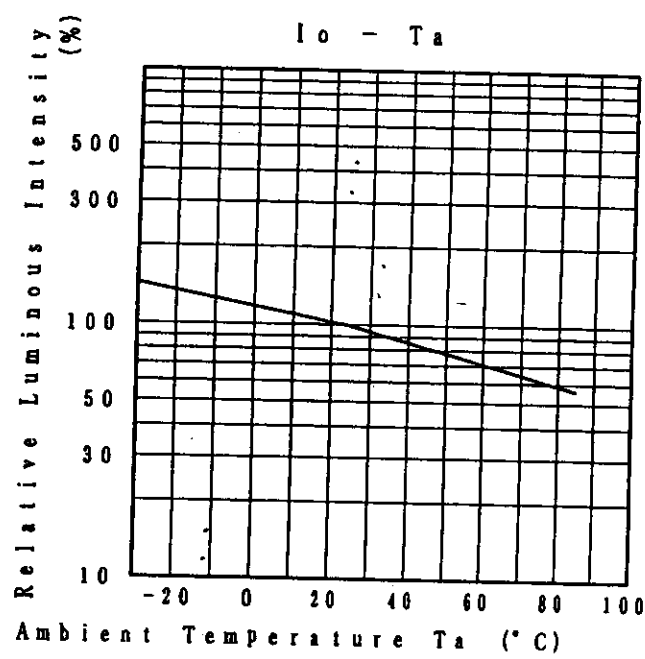
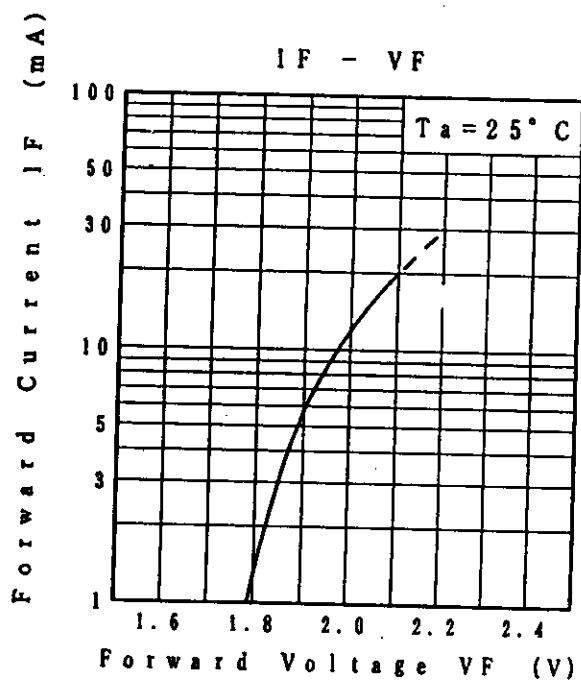
Sep. 10. 1998			

Approved: *[Signature]* Checked: *T. Ikeda* Designed: *K. Sakurai*

DEVELOPMENT SPECIFICATION

P/N: LNJ812K87RA

	18		5
--	----	--	---

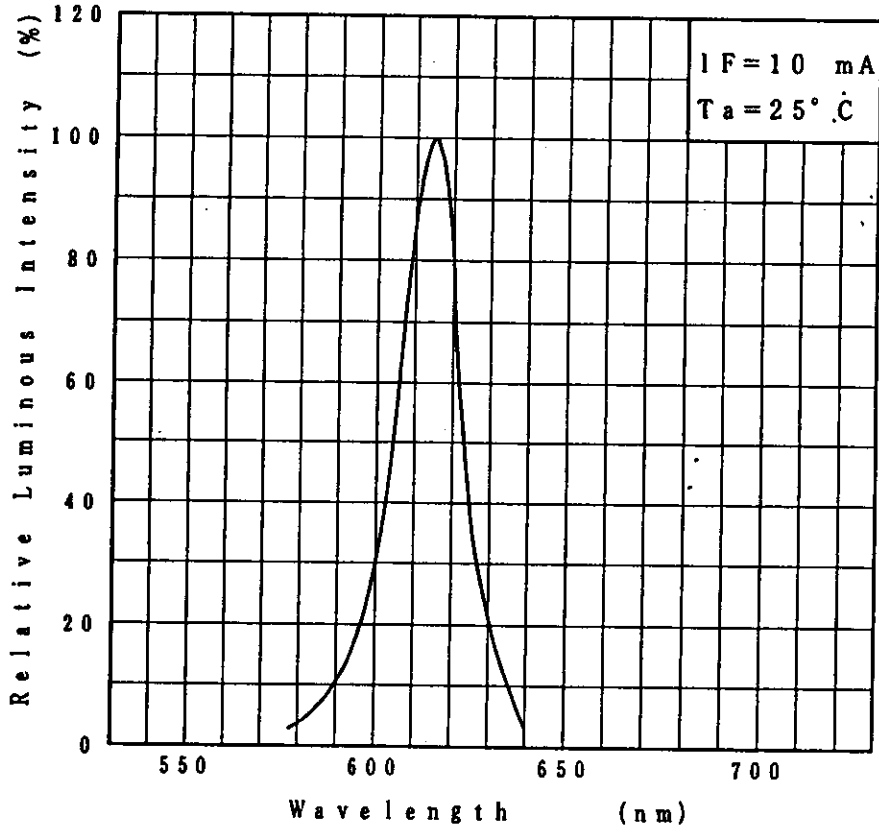


Sep. 10. 1998			
---------------	--	--	--

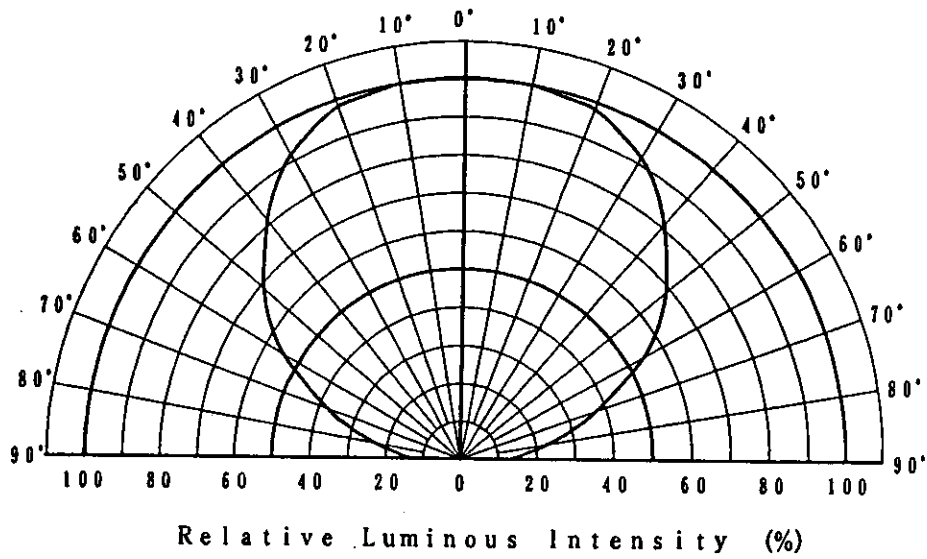
M. Yamaguchi | *T. Okada* | *K. Sakuma*

P/N: LNJ812K87RA

Relative Luminous Intensity
Wavelength Characteristics



Directive Characteristics

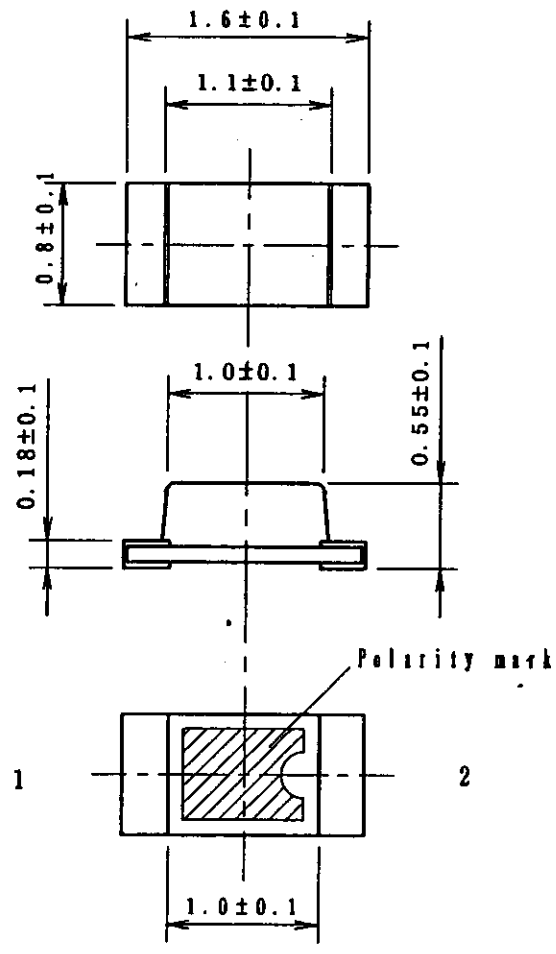


Sep. 10. 1998

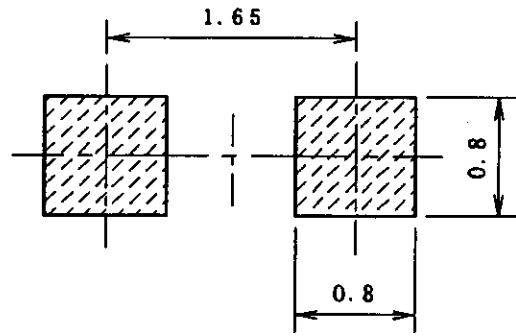
Approved <i>M. Yamaguchi</i>	Checked <i>T. Okada</i>	Designed <i>K. Nakano</i>
---------------------------------	----------------------------	------------------------------

DEVELOPMENT SPECIFICATION
(O U T L I N E)
P/N: LNJ812K87RA

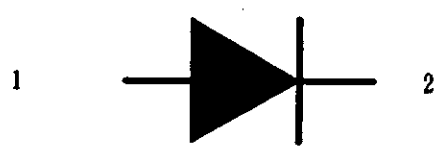
18		7
----	--	---



Recommended Land Layout



Polarity



1: Anode
2: Cathode

(NOTE)

1. Measurement of the package doesn't include electrode projection.
2. Unit:mm

Sep. 10. 1998			
---------------	--	--	--

X-ON Electronics

Largest Supplier of Electrical and Electronic Components

Click to view similar products for [panasonic](#) manufacturer:

Other Similar products are found below :

[ECE-A1HKAR47](#) [ELC-09D151F](#) [HC2-H-DC48V-F](#) [HL2-HP-AC120V-F](#) [HL2-H-DC12V-F](#) [HL2-HP-DC12V-F](#) [HL2-HP-DC6V-F](#) [HL2-HP-DC24V-F](#) [HL2-H-DC110V-F](#) [HC4-H-DC24V](#) [HL2-HTM-DC24V-F](#) [HL2-HTM-AC24V-F](#) [HC4-H-AC24V](#) [HC4-H-AC120V](#) [HC4-H-DC12V](#) [AZH2031](#) [RP-SDMF64DA1](#) [EVM-F6SA00B55](#) [RP-SMLE08DA1](#) [ERZ-V20R391](#) [ELL-ATV681M](#) [ERZ-V05V680CB](#) [LT4H-DC24V](#) [LT4HL8-AC24V](#) [LT4HW-AC24V](#) [LT4HWT8-AC240V](#) [LT4HWT-AC240VS](#) [CY-122A-P](#) [ETQ-P5M470YFM](#) [EVAL_PAN1555](#) [EVQ-PAE04M](#) [EX-14B](#) [EX-22B-PN](#) [EX-31A-C5](#) [EXB-24N121JX](#) [MC-NA40-4](#) [EX-F72-PN](#) [EX-L211](#) [EYG-A121803V](#) [MFMCA0030AEB](#) [FCR-M50-AC208V](#) [FC-SFBH-20](#) [FC-SFBH-24](#) [FD-F8Y](#) [MHMA102A1C](#) [MHMD022S1S](#) [MHMD041S1S](#) [MHMD042G1T](#) [MHMD082G1T](#) [FD-S9](#)