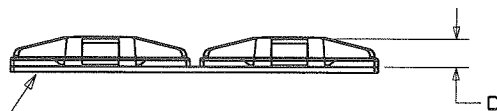
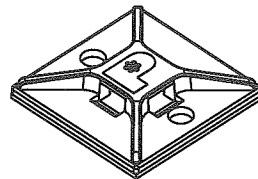
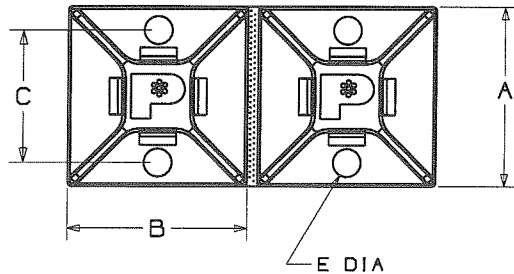


THIS COPY IS PROVIDED ON A RESTRICTED BASIS AND IS NOT TO BE USED IN ANY WAY DETRIMENTAL TO THE INTERESTS OF PANDUIT CORP.

NO WARRANTY, EXPRESSED OR IMPLIED, IS MADE BY PANDUIT WITH RESPECT TO ADHESIVE BOND PERFORMANCE. AMONG OTHER THINGS, THE CONDITIONS UNDER WHICH THESE MOUNTS MAY BE APPLIED AND/OR THE SURFACE TO WHICH THEY MAY BE APPLIED ARE BEYOND PANDUIT'S CONTROL.

PANDUIT PART NUMBER*	REC'M FASTENER	USE WITH THESE CABLE TIE CROSS SECTIONS	WEIGHT lbs/100 pcs [g]/100 pcs
ABM2S-AT	#6 (M3.5) SCREW	MINIATURE INTERMEDIATE STANDARD	0.26 [119]

ABM2S-AT	DIMENSION				
	A	B	C	D	E
	1.00 [25.4]	1.00 [25.4]	0.740 [18.8]	0.167 [4.2] REF	0.158±0.007 [4.0±0.18] REF



ADHESIVE BACKING:
PRESSURE SENSITIVE FOAM TAPE
0.040(1.0) THICK WITH PROTECTIVE
LINER.

TO APPLY MOUNTS:

- 1) REMOVE MOUNT FROM PROTECTIVE LINER.
- 2) PLACE IN DESIRED LOCATION.
- 3) APPLY PRESSURE TO TOP SURFACE OF MOUNT.

NOTES:

- *1. SEE CURRENT PRICE SHEET FOR PART NUMBER SUFFIX DESIGNATION FOR PACKAGE SIZE & PART COLOR.
- 2. MOUNTS PROVIDED IN STRIPS OF TWO FOR EASY REMOVAL FROM LINER.
- 3. MOUNT HAS A CONTINUOUS OPERATING TEMPERATURE OF 180°F (82°C).

DIMENSIONS IN BRACKETS ARE METRIC [mm]

CAD FILENAME/LAYERS G03597HJ_DC_GB0239BY/00A



CORP. TINLEY PARK, ILLINOIS

ABM2S-AT
ADHESIVE BACKED MOUNT

UNLESS OTHERWISE SPECIFIED,
DIMENSIONAL TOLERANCES ARE:
[.X] ±0.05 [1.3] [.XXX] ±0.010 [0.25]
[.XX] ±0.02 [0.5] ANGLES ± 5°

UNLESS OTHERWISE SPECIFIED,
ALL DIMENSIONS ARE GIVEN
IN INCHES, THIRD ANGLE PROJECTION.

DRAWN BY C.J.G. MAT'L:

ABS

SCALE 1:1

DATE 5/15/96

DRAWING NO.

GB0239BY

DWG
A
SIZE

CHK'D KLP

REV	DATE	BY	CHK	DESCRIPTION	ECN	R	CUST	SUP
00A	08/26/09	GDH	DJK	ADDED DIMENSION TABLE, REVISED NOTES	GB0239BY	00A	KLP	
5	3/3/05	JAD		REMOVE ABM25B	GB0239BY	5		
4	7/10/03	LGG		CHANGED TOLERANCE ON .203 AND .067 DIMENSION FROM .010 (.25) TO .015 (.38)	GB0239BY	4		
3	12-1-00	CGSM		ADDED NEW PART# ABM25B FOR JAPAN PARTS	GB0239BY	3		
2	10-26-00	CGSM		CHANGED .158 AND .167 DIMS TO REF	GB0239BY	2		
1	12/16/96	AJV		UPDATED PART GEOMETRY AND DIMENSIONS	GB0239BY	1		
				AND UPDATED NOTES.				
R	5/15/96	C.J.G.		INITIAL RELEASE	GB0239BY	R		

X-ON Electronics

Largest Supplier of Electrical and Electronic Components

Click to view similar products for [Cable Tie Mounts](#) category:

Click to view products by [Panduit](#) manufacturer:

Other Similar products are found below :

[3-350087-0](#) [CTB75X75BKA-C](#) [561-EZAB580T](#) [561-EZS375B40](#) [561-TA250125](#) [08443-0](#) [10035-0](#) [561-TA00600](#) [1689174-1](#) [08445-0](#)
[10351-0](#) [561-TA250125B](#) [20015-0](#) [10350-0](#) [10029-0](#) [08484-0](#) [08446-0](#) [08318-0](#) [PAM075NY-A-C](#) [MTH1-3](#) [10044](#) [151-01802](#) [151-11319](#)
[PLWP1SB-D](#) [PLWP1M-C](#) [PLWP2SA-D](#) [PLWP2SB-D](#) [PLWP2S-C](#) [PLWP1S-D](#) [PLWP1M-D](#) [TA1S8-C](#) [ABM3H-A-L](#) [ABM3H-AT-T0](#)
[EMS-A-C0](#) [EMSK3-1-3-0](#) [10079](#) [151-10930](#) [151-10920](#) [3590](#) [151-28320](#) [151-28349](#) [151-28530](#) [151-10914](#) [151-10904](#) [151-10915](#) [151-](#)
[10916](#) [151-10906](#) [115-06960](#) [06297](#) [CTB75X75NTA-C](#)