

Net-Access™ Switch Cabinets

- Inset frame posts create large and accessible vertical pathways for routing cables
- Modular cable management fingers easily mount to the front and/or back of all four cabinet posts
- Designed with the use of CFD (computational fluid dynamics) analysis and thermal lab testing to optimize the thermal performance of network switches requiring side-to-side airflow
- Accommodate equipment mounting depths up to 25.9" (658mm)
- Innovative, fully integrated, electrically bonded cabinet with a single ground connection to guard against EMI and ESD, and provide a safe current path to ground
- Four adjustable equipment mounting rails – available in cage nut or #12-24 threaded with printed rack space identification
- Equipment rails have printed rack space numbering that can be oriented numbers up or down
- Durable black polyester epoxy powder coat finish
- 2,500 lbs. (1134 kg) load rating
- Cabinet ships assembled, one per pallet
- For the complete grounding solution, see the StructuredGround™ Kits for Cabinets selection guide on pages M.10 – M.11

**CN1****CN2**

Part Number	Part Description	Std. Pkg. Qty.
Net-Access™ Switch Cabinets		
CN1	Cabinet frame with top panel. Tapped equipment rails (12-24). Dual hinge perforated front door opens to the left or right. Split perforated rear doors open in the middle to minimize door swing footprint. Solid side panels. Two sets of #12-24 threaded equipment mounting rails. 45 RU cable management on front and rear of front posts. Dimensions: 84.0"H x 31.5"W x 41.1"D (2134mm x 800mm x 1044mm)	1
CN1CN	Cabinet frame with top panel. Cage nut rails (12-24). Dual hinge perforated front door opens to the left or right. Split perforated rear doors open in the middle to minimize door swing footprint. Solid side panels. Two sets of #12-24 cage nut equipment mounting rails. 45 RU cable management on front and rear of front posts. Dimensions: 84.0"H x 31.5"W x 41.0"D (2134mm x 800mm x 1044mm)	1
CN1CNU	Cabinet frame with top panel. Cage nut rails (12-24) – mounted numbers up. Dual hinge perforated front door opens to the left or right. Split perforated rear doors open in the middle to minimize door swing footprint. Solid side panels. Two sets of #12-24 cage nut equipment mounting rails – numbered up. 45 RU cable management on front and rear of front posts. Dimensions: 84.0"H x 31.5"W x 41.0"D (2134mm x 800mm x 1044mm)	1
CN2	Cabinet frame with top panel. Dual hinge perforated front door opens to the left or right. Split perforated rear doors open in the middle to minimize door swing footprint. Two sets of #12-24 threaded equipment mounting rails. 45 RU cable management on front and rear of front posts. Dimensions: 84.0"H x 31.5"W x 41.1"D (2134mm x 800mm x 1044mm)	1

White cabinets also available upon request. Please consult Panduit Customer Service for lead-times.

Net-Access™ Switch Cabinets (continued)



CN3



CN4




CN5

Part Number	Part Description	Std. Pkg. Qty.
CN2CN	Cabinet frame with top panel. Cage nut rails (12-24). Dual hinge perforated front door opens to the left or right. Split perforated rear doors open in the middle to minimize door swing footprint. Two sets of #12-24 cage nut equipment mounting rails. 45 RU cable management on front and rear of front posts. Dimensions: 84.0"H x 31.5"W x 41.0"D (2134mm x 800mm x 1044mm)	1
CN2NU	Cabinet frame with top panel. Dual hinge perforated front door opens to the left or right. Split perforated rear doors open in the middle to minimize door swing footprint. Two sets of #12-24 threaded equipment mounting rails – numbered up. 45 RU cable management on front and rear of front posts. Dimensions: 84.0"H x 31.5"W x 41.1"D (2134mm x 800mm x 1044mm)	1
CN2CNU	Cabinet frame with top panel. Cage nut rails (12-24) – mounted numbers up. Dual hinge perforated front door opens to the left or right. Split perforated rear doors open in the middle to minimize door swing footprint. Two sets of #12-24 cage nut equipment mounting rails – numbered up. 45 RU cable management on front and rear of front posts. Dimensions: 84.0"H x 31.5"W x 41.0"D (2134mm x 800mm x 1044mm)	1
CN3	Cabinet frame with top panel. Two sets of #12-24 threaded equipment mounting rails. 45 RU cable management on front and rear of front posts. Dimensions: 84.0"H x 31.5"W x 40.0"D (2134mm x 800mm x 1016mm)	1
CN3CN	Cabinet frame with top panel. Two sets of #12-24 cage nut equipment mounting rails. 45 RU cable management on front and rear of front posts. Dimensions: 84.0"H x 31.5"W x 40.0"D (2134.0mm x 800.0mm x 1016.0mm)	1
CN3CNU	Cabinet frame with top panel. Cage nut rails (12-24) – mounted numbers up. Two sets of #12-24 cage nut equipment mounting rails – numbered up. 45 RU cable management on front and rear of front posts. Dimensions: 84.0"H x 31.5"W x 41.0"D (2134mm x 800mm x 1044mm)	1
CN4	Cabinet frame with top panel. Split perforated front and rear doors open in the middle to minimize door swing footprint. Solid side panels. Set of two #12-24 threaded equipment mounting rails. 45 RU cable management on front and rear of front posts. Dimensions: 84.0"H x 31.5"W x 40.0"D (2134mm x 800mm x 1017mm)	1
CN5	Cabinet frame with top panel. Split perforated front and rear doors open in the middle to minimize door swing footprint. Set of two #12-24 threaded equipment mounting rails. 45 RU cable management on front and rear of front posts. Dimensions: 84.0"H x 31.5"W x 41.0"D (2134mm x 800mm x 1044mm)	1

White cabinets also available upon request. Please consult Panduit Customer Service for lead-times.

Table continues on next Page


Net-Access™ Switch Cabinets (continued)



CNSPS CNBRFK




CNSPE CNCSTR



CSBA CNPSPT



CNPP CNFBB CNFBB4R



CNFBBS

Part Number	Part Description	Std. Pkg. Qty.
Net-Access™ Switch Cabinet Options and Accessories		
CNPS	Removable solid side panel with lockable push button latches.	1
CNBRFK	Network cabinet cable management finger kit, nine RU sections. Kit includes five left and five right finger sections to complete 45 RU on one side of post.	1
CNSPCA	Network cabinet center channel slack spool. Package includes one center spool and mounting bracket.	1
CNSPE	Net-Access™ Network Cabinet and 4 post rack end channel slack spools. Package includes one left and one right slack spool and mounting brackets.	1
CNCSTR	Network cabinet casters – set of four. Can be field installed without tipping cabinet. Adds 1.7" (43mm) to cabinet height.	1
CSBA	Network cabinet adjustable cable support bridge supports horizontal cable runs between Net-Access™ Cabinets.	1
CNPSPT	Removable side panel with pass-through holes and lockable push button latches.	1
CNPP	Removable cabinet perforated side panel with lockable push button latches.	1
CNFBB	Side cabinet cable management bracket for side mounting 19" EIA equipment.	1
CNFBB4R	Side cable management for mounting 19" EIA equipment, 4 RU. Comes with bend radius clips.	1
CNFBBS	Side cabinet bracket for mounting 19" EIA equipment.	1

NEW! Cisco^ Nexus 7018 Cabinet Solution

- Engineered to provide a best in class solution for Cisco Nexus 7018 switches
- Available for multiple architectures including: hot aisle/cold aisle applications, cold aisle containment applications, and vertical exhaust duct applications
- Offered in both 42 RU and 45 RU heights to meet your data center's height requirement
- Inlet duct, exhaust duct or vertical blanking panels are preinstalled on the cabinet
- Cabinet ships assembled, one per pallet



Net-Access™ 7018 Cabinets

Part Number	Part Description	Std. Pkg. Qty.
Net-Access™ 7018 Cabinets for Use in Hot Aisle/Cold Aisle Applications		
CN3847018NU	Net-Access™ Network Cabinet for 7018 switch, 45RU, #12-24 threaded rails, numbers up, intake and exhaust ducts, and cable management fingers. Dimensions: 40"W x 48"D x 84"H (1003mm x 1219mm x 2134mm)	1
CN5847018NU	Net-Access™ Network Cabinet for 7018 switch, 45RU, #12-24 threaded rails, numbers up, split perforated front door, split perforated rear door, intake and exhaust ducts, and cable management fingers. Dimensions: 40"W x 48"D x 84"H (1003mm x 1242mm x 2134mm)	1
CN4847018NU	Net-Access™ Network Cabinet for 7018 switch, 45RU, #12-24 threaded rails, numbers up, split perforated front door, split perforated rear door, side panels, intake and exhaust ducts, and cable management fingers. Dimensions: 40"W x 48"D x 84"H (1003mm x 1242mm x 2134mm)	1
CN48470182NU	Net-Access™ Network Cabinet for 7018 switch, 42 RU, #12-24 threaded rails, numbers up, split perforated front door, split perforated rear door, side panels, intake and exhaust ducts, and cable management fingers. Dimensions: 40"W x 48"D x 84"H (1003mm x 1219mm x 2000mm)	1

^Cisco is a registered trademark of Cisco Technology, Inc.
White cabinets also available upon request. Please consult Panduit Customer Service for lead-times.

X-ON Electronics

Largest Supplier of Electrical and Electronic Components

Click to view similar products for [Racks & Rack Cabinet Accessories](#) category:

Click to view products by [Panduit](#) manufacturer:

Other Similar products are found below :

[CR-1727](#) [M00-PLN](#) [F2420](#) [F2424](#) [8310-1032-SS](#) [9104](#) [PLFF2000](#) [PLFF6000](#) [GP216](#) [PTFA60000LG](#) [H-9163-B](#) [AC220-84-1](#) [HEH050BA](#)
[1427C3](#) [BAS-5104](#) [N-700-2](#) [190-002](#) [HTL10](#) [HTS10](#) [PC-118](#) [PC-780L](#) [PC-79](#) [PC-800](#) [SC4-28](#) [F3024](#) [AKWAMT](#) [PLFF1000](#) [GRPB12PG](#)
[CG3-340S/12](#) [2CWDP36](#) [2CWDP48](#) [2SSHINGE](#) [CP-001BK](#) [CPL19431LG1](#) [R570-004-107](#) [M6123-4007-SS](#) [TS170](#) [531300535](#) [BRX-](#)
[12290](#) [C4BD3077SBK1](#) [UPS 7-17-14 PLAIN](#) [LP40](#) [5261304-07](#) [CCA26-44-01](#) [706-102](#) [CG3-160G](#) [7112C-PLN ALUM](#) [CM10](#) [TS81](#) [7142](#)