

CT-310 CRIMPING TOOL

OPERATION INSTRUCTIONS

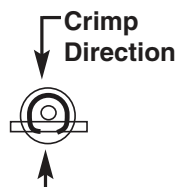
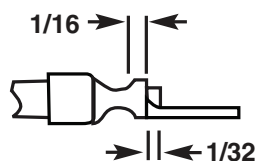


WARNING:

Electric Shock Hazard:
Do NOT use this tool
on live wire.

Verify power is "OFF" before
working on wiring with this tool.

The plastic grips are for the user's comfort,
and are not intended to insulate against
electrical shock while working on
live electrical circuits.

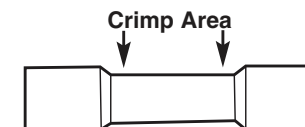
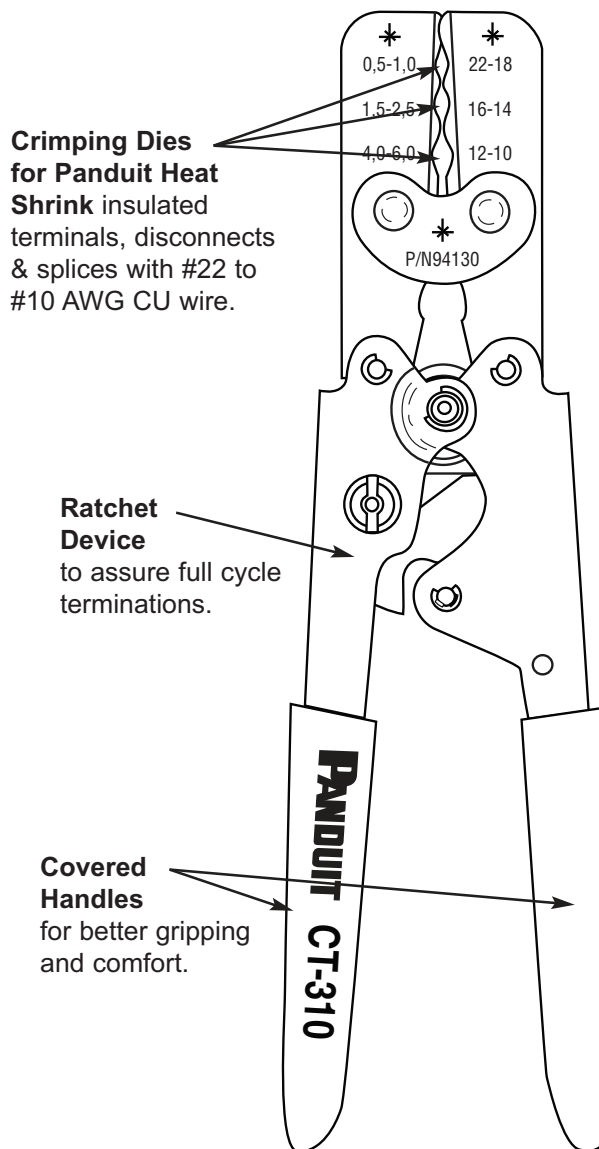


Insulated Terminal Instructions

1. Locate terminal in proper size die with edge of die 1/16" from front end of insulation. Insure crimp is perpendicular to the plane formed by the ring end terminal.
2. Insert stripped wire into terminal until a minimum of 1/32" of conductor extends beyond barrel.
3. Squeeze the handles firmly until ratchet releases.
4. Heat insulation with a heat gun or open flame until fully shrunk.

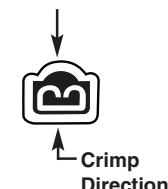
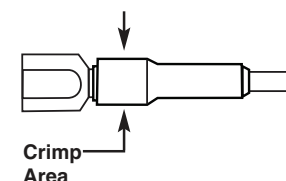
CRIMPING TOOL OPERATION INSTRUCTIONS

© Panduit Corp. 2016



Butt Splice Instructions

1. Locate splice in proper crimp pocket. Center the crimp pocket over one-half of the barrel.
2. Insert stripped wire into crimp barrel.
3. Squeeze the handles firmly until ratchet releases.
4. Repeat for the other side of splice.
5. Heat insulation with a heat gun or open flame until fully shrunk.



Disconnect Instructions

1. Locate the disconnect in the proper crimp pocket. Center the crimp die over the crimp barrel. Ensure crimp is in direction shown.
2. Insert stripped wire into crimp barrel.
3. Squeeze the handles firmly until ratchet releases.
4. Heat insulation with a heat gun or open flame until fully shrunk.

See Page 2 for
Crimp Die Go/No Go
Crimp Chart

TROUBLESHOOTING

DIE CLOSURE INSPECTION

Die closure is measured by using GO/NO GO gage members (dimensions listed in Table 1 below).

Table 1

DIE CLOSURE GO / NO GO GAGE MEMBERS - TOOL NO. CT-310				
CRIMP POCKET AWG / mm ²	ENGLISH GO / NO GO GAGE MEMBERS		METRIC GO / NO GO GAGE MEMBERS	
	"G" Dia. (GO)	"NG" Dia. (NO GO)	"G" Dia. (GO)	"NG" Dia. (NO GO)
22-18 / 0,5-1,0	.078"	.090"	1,98 mm	2,29 mm
16-14 / 1,5-2,5	.098"	.110"	2,48 mm	2,79 mm
12-10 / 4,0-6,0	.139"	.151"	3,53 mm	3,84 mm

X-ON Electronics

Largest Supplier of Electrical and Electronic Components

Click to view similar products for [Crimpers / Crimping Tools](#) category:

Click to view products by [Panduit](#) manufacturer:

Other Similar products are found below :

[010-0096](#) [M225202-37](#) [6-1579015-5](#) [CT150-2-D02](#) [622-6441LF](#) [M322](#) [6-304052-1](#) [63456-0054](#) [63484-3701](#) [63800-8355](#) [63819-1875](#)
[63819-2875](#) [63819-4475](#) [63823-3475](#) [63827-5375](#) [64001-0975](#) [64001-4175](#) [64005-0175](#) [662903-2](#) [690602-6](#) [7-1579001-9](#) [7-23471-1](#)
[762637-1](#) [808714-1](#) [811242-5](#) [999-50-020083](#) [1-21002-3](#) [1-21002-7](#) [12085270](#) [1-21002-6](#) [1-21113-6](#) [1-22548-4](#) [125442-1](#)
[DCE.91.073.BVC](#) [DCE.91.090.3MVM](#) [DCE.91.130.5MVU](#) [DCE.91.202.BVCM](#) [1338300-1](#) [1-354003-0](#) [1338301-1](#) [DF62/RE-MD](#) [142321](#)
[1456088-1](#) [1490794-1](#) [1-45804-6](#) [1490357-2](#) [1490357-3](#) [AX100749](#) [1-59619-7](#) [1596970-1](#)