


# LC Fiber Optic Connectors

## specifications

LC small form factor (SFF) field polish connectors with rear pivot latch shall be TIA/EIA-604 FOCIS-10 compatible. LC simplex and duplex connectors shall be field terminable. The fibers shall terminate in 1.25mm ceramic ferrules with non-optical disconnect functionality and an average insertion loss of 0.1dB per mated pair for multimode and singlemode fiber.



## technical information

<b>Standards requirements:</b>	TIA/EIA-604 FOCIS-10 compatible; exceeds TIA/EIA-568-B.3 requirements
<b>Fiber compatibility:</b>	62.5/125µm OM1, 50/125µm OM2, 10Gig™ 50/125µm laser optimized OM3/OM4 and 9/125µm OS1
<b>Fiber size and type:</b>	900µm tight-buffered fiber recommended 250µm coated fiber, by using F250BT-C 250 micron fiber build-up tube kit or FO6CB or FO12CB fan-out kit
<b>Jacketed cable size:</b>	1.6mm – 2.0mm jacketed cable
<b>Ferrule type:</b>	Zirconia ceramic
<b>Insertion loss:</b>	0.1dB average (multimode and singlemode)
<b>Return loss:</b>	>20dB (multimode), >40dB (singlemode)

## key features and benefits

<b>Rear pivot latch design, robust construction</b>	Longer beam reduces deflection during mating and unmating to reduce latch fatigue, leading to longer cycle life
<b>Anti-s snag latch</b>	Low profile latch resists cable snagging
<b>Wide “positive grip” thumb latch</b>	Multi-grooved, full body width thumb latch improves grip for better control during matings/unmatings; promotes fast, easy MACs (moves, adds, changes) in high-density applications
<b>Audible “click” upon successful mating</b>	Provides user with a definitive signal of successful connector mating
<b>Field installable duplex clip with integrated polarity markers</b>	Allows fast, easy field polarity changes without tools; quick identification of polarity
<b>One connector body design for both simplex and duplex applications</b>	A single connector design is used for both simplex and duplex patch cords and inside the wall applications to simplify installation
<b>Protective cap locks onto connector latch with audible “click”</b>	Protective cap automatically locks onto connector latch, completely covering connector end; prevents ferrule end face damage by providing protection from contamination and impact
<b>Anaerobic adhesive field installation</b>	Simplifies and reduces installation time by 50% compared to heat cured epoxy terminations; curing oven/time not required
<b>Rugged body construction</b>	Stable performance under side loads for improved reliability
<b>Independent free-floating ferrules</b>	Ensures physical fiber contact for consistent low return loss, unlike unitary multi-fiber ferrule connectors
<b>1.25mm ceramic ferrules</b>	Provide the highest durability for repeated matings

## applications

Panduit LC Fiber Optic Connectors provide a rugged solution for high-density telecommunication rooms, LANs, public networks and fiber-to-the-desk applications. LC simplex and duplex connectors are used for equipment cross-connects or interconnects in backbone, horizontal and work

area applications for high-speed data transmissions. The high-density design and 1.25mm ferrules double the port density (compared to SC connectors) to reduce space requirements on racks, enclosures, panels and faceplates.

\*MTP is a registered trademark of US Conec Ltd.

**www.panduit.com**

### LC Simplex Fiber Optic Connectors for 900µm Buffered Fiber and 1.6mm – 2.0mm Jacketed Cable

<b>Multimode:</b>	FLCSMEIY
<b>Singlemode:</b>	FLCSSBUY

### LC Simplex Fiber Optic Connectors for 3.0mm Jacketed Cable

<b>Multimode:</b>	FLCSM3.0EI
<b>Singlemode:</b>	FLCSS3.0BU

### LC Duplex Fiber Optic Connectors for 900µm Buffered Fiber

<b>Multimode:</b>	FLCDM900EIY
<b>Singlemode:</b>	FLCDS900BUY

### LC Duplex Fiber Optic Connectors for 1.6mm – 2.0mm Jacketed Cable

<b>Multimode:</b>	FLCDMEIY
<b>Singlemode:</b>	FLCDSBUY

### LC Duplex Fiber Optic Connectors for 3.0mm Jacketed Cable

<b>Multimode:</b>	FLCDM3.0EI
<b>Singlemode:</b>	FLCDS3.0BU

### Mini-Com® Sr./Jr. LC Adapter Modules

<b>Duplex MM:</b>	CMDJLC**
<b>Duplex 10Gig™ (zirc.):</b>	CMDJALCZBL
<b>Duplex SM (zirc.):</b>	CMDJLCZ**

For Sr./Sr., replace J in part number with S.

### Opticom® LC Fiber Adapter Panels

<b>6 duplex 10Gig™ (zirc.):</b>	FAP6WAQDL CZ
<b>6 duplex MM:</b>	FAP6WEIDL C
<b>6 duplex SM (zirc.):</b>	FAP6WBUDL CZ
<b>12 duplex MM:</b>	FAP12WEIDL C
<b>12 simplex SM (zirc.):</b>	FAP12WBUL CZ

### QuickNet™ MTP\* Cassettes

<b>6 LC to MTP* (12f):</b>	FC^12-10Y
<b>12 LC to 2 MTP* (24f):</b>	FC^24-10Y

### QuickNet™ Optimized 10Gig™ MTP\* Cassettes

<b>6 LC to MTP* (12f):</b>	FCXO-12-10Y
<b>12 LC to 2 MTP* (24f):</b>	FCXO-24-10Y

### Opti-Core® Fiber Optic Patch Cords

<b>Duplex LC to LC:</b>	F^E10-10M±Y
<b>Simplex LC to LC:</b>	F^F10-10M±Y
<b>Duplex SC to LC:</b>	F^E3-10M±Y
<b>Simplex SC to LC:</b>	F^F3-10M±Y
<b>Simplex LC to pigtail:</b>	F^B10-NM±Y

### LC Termination Tooling

<b>110V termination kit:</b>	FIELDKIT
<b>230V termination kit:</b>	FIELDKIT-G
<b>Refurbishment kit:</b>	FIELDKITRFB

### HD Connector Removal Tool

<b>For LC and SC:</b>	HDCRT
-----------------------	-------

### LC Lock-in Duplex Clip

<b>LC lock-in duplex clip:</b>	FLCCLIW-X
--------------------------------	-----------

\*\*Substitute for module color:

EI = Electric Ivory	BU = Blue
IG = International Gray	WH = White
TG = Technical Gray	BL = Black
AW = Arctic White	W = Off White
EW = European White	

^Substitute for fiber type:  
X (OM3/OM4 – 10Gig™50/125µm), 5 (OM2 – 50/125µm), 6 (OM1 – 62.5/125µm) or 9 (OS1 – 9/125µm).

‡Substitute for length in meters: 1, 2, 3, 5 or 10 for patch cords, and 1, 2 or 3 for pigtails; singlemode patch cords are also available in 12, 15, 25 or 30 meter lengths. Contact Customer Service for other available lengths.

# LC Fiber Optic Connectors

## performance information

Test Parameter	Description	Result
Qualification test suite (TIA/EIA-568-B.3 requirements)	Complete testing protocol per TIA/EIA-568-B.3 using TIA/EIA FOTPs that include mechanical, environmental and optical test sequences	Compliant; exceeds TIA/EIA-568-B.3 requirements
Connector intermatibility	Dimensional and material compliance to TIA/EIA standards	All connectors are FOCIS compatible with TIA/EIA-604-10

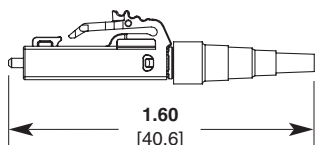
## selection information

Part Number	Connector Type	Cable Type	Fiber	Ferrule	Housing Color	Boot Color	Average Insertion Loss*	Return Loss
FLCSMEIY	Simplex	900µm buffered fiber and 1.6mm – 2.0mm jacketed cable	Multimode	Zirconia Ceramic	Electric Ivory	Electric Ivory	0.1dB	>20
FLCSM3.0EI	Simplex	3.0mm jacketed cable						
FLCDMEIY	Duplex	1.6mm – 2.0mm jacketed cable						
FLCDM900EIY	Duplex	900µm buffered fiber						
FLCDM3.0EI	Duplex	3.0mm jacketed cable						
FLCSSBUY	Simplex	900µm buffered fiber and 1.6mm – 2.0mm jacketed cable	Singlemode	Zirconia Ceramic	Blue	Blue	0.1dB	>40
FLCSS3.0BU	Simplex	3.0mm jacketed cable						
FLCDSBUY	Duplex	1.6mm – 2.0mm jacketed cable						
FLCDS900BUY	Duplex	900µm buffered fiber						
FLCDS3.0BU	Duplex	3.0mm jacketed cable						

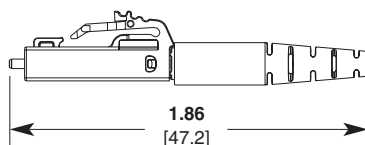
\*All connector insertion loss values calculated from tests taken with precision launch jumper assemblies per TIA/EIA-FOTP-171.

### LC Simplex Connectors

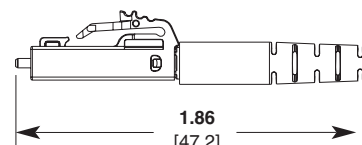
For 900µm Buffered Fiber or 1.6mm – 2.0mm Jacketed Cable



FLCSMEIY, FLCSSBUY



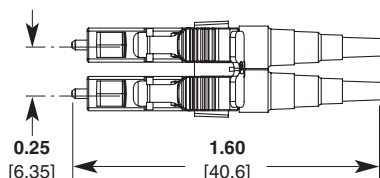
For 3.0mm Jacketed Cable



FLCSM3.0EI, FLCSS3.0BU

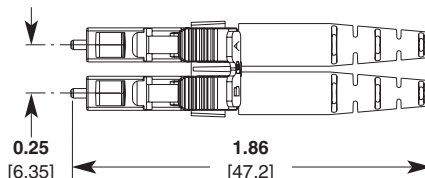
### LC Duplex Connectors

For 900µm Buffered Fiber



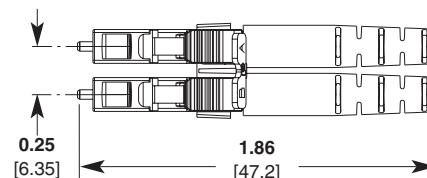
FLCDM900EIY, FLCDS900BUY

For 1.6mm – 2.0mm Jacketed Cable



FLCDMEIY, FLCDSBUY

For 3.0mm Jacketed Cable



FLCDM3.0EI, FLCDS3.0BU

Dimensions are in inches [Dimensions in brackets are in millimeters].

### WORLDWIDE SUBSIDIARIES AND SALES OFFICES

PANDUIT CANADA  
Markham, Ontario  
cs-cdn@panduit.com  
Phone: 800.777.3300

PANDUIT EUROPE LTD.  
London, UK  
cs-emea@panduit.com  
Phone: 44.20.8601.7200

PANDUIT SINGAPORE PTE. LTD.  
Republic of Singapore  
cs-ap@panduit.com  
Phone: 65.6305.7575

PANDUIT JAPAN  
Tokyo, Japan  
cs-japan@panduit.com  
Phone: 81.3.6863.6000

PANDUIT LATIN AMERICA  
Jalisco, Mexico  
cs-la@panduit.com  
Phone: 52.33.3777.6000

PANDUIT AUSTRALIA PTY. LTD.  
Victoria, Australia  
cs-aus@panduit.com  
Phone: 61.3.9794.9020

For a copy of Panduit product warranties, log on to [www.panduit.com/warranty](http://www.panduit.com/warranty)

For more information

Visit us at [www.panduit.com](http://www.panduit.com)

Contact Customer Service by email: [cs@panduit.com](mailto:cs@panduit.com)  
or by phone: 800-777-3300 and reference FBSP13

**PANDUIT**

©2009 Panduit Corp.  
ALL RIGHTS RESERVED.  
WW-FBSP13  
9/2009

## X-ON Electronics

Largest Supplier of Electrical and Electronic Components

*Click to view similar products for [Wire Ducting & Raceways](#) category:*

*Click to view products by [Panduit](#) manufacturer:*

Other Similar products are found below :

[800A-LB](#) [801I-LSP](#) [802A-ECSP](#) [802I-ICSP](#) [923223-000](#) [PRAF6WH-X](#) [A0405538](#) [1301150342](#) [1301160034](#) [1301170070](#) [1301180011](#)  
[1301230083](#) [1301230153](#) [1301240273](#) [1301250006](#) [1302261238](#) [1302261321](#) [1302262552](#) [1302263103](#) [1302263178](#) [1302263259](#)  
[1302263816](#) [1302263860](#) [1302264375](#) [1302264390](#) [1301150343](#) [1301160030](#) [1301170050](#) [1301170051](#) [1301170061](#) [1301180013](#)  
[1301230086](#) [1301230130](#) [1301240054](#) [1302260055](#) [1302260376](#) [1302261343](#) [1302261344](#) [1302262674](#) [1302263095](#) [1302263166](#)  
[1302263209](#) [1302263513](#) [1302263851](#) [1302263870](#) [1302264137](#) [1302264218](#) [DD1/J](#) [AX101472](#) [AX102007](#)