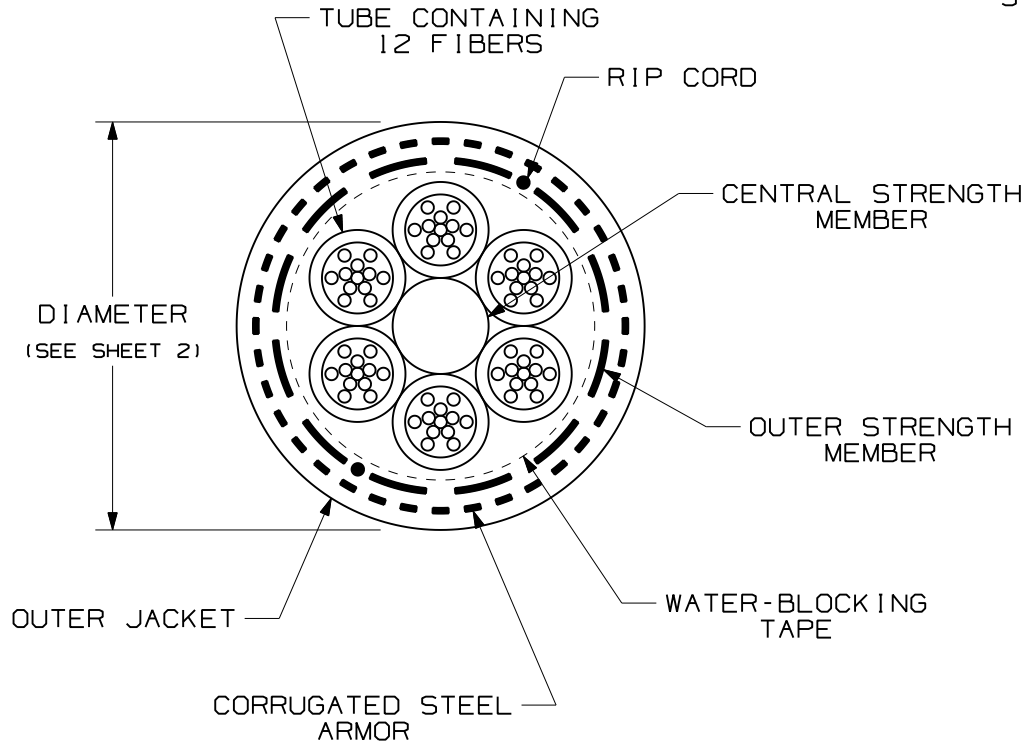


THIS COPY IS PROVIDED ON A RESTRICTED BASIS AND IS NOT TO BE USED IN ANY WAY DETRIMENTAL TO THE INTERESTS OF PANDUIT CORP.

NOTES:

1. DIAMETER DIMENSION, SHOWN FOR REFERENCE ONLY.
2. DIMENSIONS IN BRACKETS [] ARE ENGLISH.
3. ALL MATERIALS AND COMPONENTS USED MUST MEET THE MATERIAL RESTRICTIONS OF RoHS (EUROPEAN DIRECTIVE 2002/95/EC ON THE RESTRICTION OF HAZARDOUS SUBSTANCES) AS PROPOSED BY THE RoHS TECHNICAL ADAPTATION COMMITTEE.




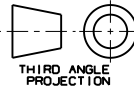
TECHNICAL SPECIFICATIONS		
MAXIMUM LOSS		SINGLEMODE MAXIMUM LOSS
3.5 dB/KM @ 850nm 1.5 dB/KM @ 1300nm		.40 dB/KM @ 1310nm .30 dB/KM @ 1500nm
BEND RADIUS		
INSTALLATION		LONG TERM
31.8cm (12.4in)		15.9cm (6.2in)
TENSILE LOAD		
INSTALLATION		LONG TERM
2700 N (600 lbf)		890 N (200 lbf)
TEMPERATURE		
INSTALLATION	OPERATION	STORAGE
-30° C TO +60° C -22° F TO +140° F	-40° C TO +70° C -40° F TO +158° F	-40° C TO +75° C -40° F TO +167° F

REV	DATE	BY	CHK	DESCRIPTION	ECN	R	CUST	SUP	OTH
02	10-29-09	EFK		RELEASED TO PRODUCTION	02055-159				

OUTSIDE PLANT SINGLE ARMOR-SINGLE JACKET CABLE WITH (6) 12 FIBER SUB-UNITS CUSTOMER DRAWING									
			PANDUIT TM CORP. TINLEY PARK, ILL 60477						
			ALL DIMENSIONS ARE GIVEN IN INCHES, UNLESS OTHERWISE SPECIFIED. DIMENSIONAL TOLERANCES ARE: (.X) (.XXX) ± 0.3 (.010) (.XX) ± 0.8 (.03) ANGLES				DRAWING FILENAME M02055DA_DC_72/00C		
DRAWN BY EFK			REVIEW DRAWING NUMBERS				SCALE NONE		
DATE 07-10-07			PART NO. FSWN*72 FOWN*72				DRAWING NO. 02055-159		
CHK'D WMA			SHEET 1 OF 2				SIZE A		

THIS COPY IS PROVIDED ON A RESTRICTED BASIS AND IS NOT TO BE USED IN ANY WAY DETRIMENTAL TO THE INTERESTS OF PANDUIT CORP.

PANDUIT PART NUMBER	FIBER TYPE	FIBER COUNT	TUBE COUNT	DIAMETER
FSWN972	SINGLEMODE 9/125um	72	6 WITH 12 FIBERS	15.9mm [0.62"]
FOWN672	MULTIMODE 62.5/125um			
FOWN572	MULTIMODE 50/125um			
FOWNX72	MULTIMODE 50/125um OM3			
FOWNZ72	MULTIMODE 50/125um OM4			

										OUTSIDE PLANT SINGLE ARMOR-SINGLE JACKET CABLE WITH (6) 12 FIBER SUB-UNITS CUSTOMER DRAWING		
										 PANDUIT TM CORP. TINLEY PARK, ILL 60477		
										 THIRD ANGLE PROJECTION	ALL DIMENSIONS ARE GIVEN IN INCHES, UNLESS OTHERWISE SPECIFIED, DIMENSIONAL TOLERANCES ARE: (.X) (XXX)±0.3 (.010) (.XX)±0.8 (.03) ANGLES	DRAWING FILENAME M02055DA_DC_72/00C
										DRAWN BY EFK	REVIEW DRAWING NUMBERS	PART NO. FSWN*72 FOWN*72
02	10-29-09	EFK		RELEASED TO PRODUCTION	02055-159					DATE 07-10-07	DRAWING NO. 02055-159 SHEET 2 OF 2	SIZE A
REV	DATE	BY	CHK	DESCRIPTION	ECN	R	CUST	SUP	OTH	CHK'D	WMA	

X-ON Electronics

Largest Supplier of Electrical and Electronic Components

Click to view similar products for [Fibre Optic Cables](#) category:

Click to view products by [Panduit](#) manufacturer:

Other Similar products are found below :

[FPD01SBS200](#) [FPD06SCC200](#) [FPT01SBS200](#) [FPDK01SCC100](#) [FCS-HCP-DUPLEX-50M](#) [FOSP45-C](#) [FURA3-20](#) [FURA4-20/A](#) [FURD3-20/A](#) [FURD4-20/A](#) [FURO6-20/A](#) [FUTA3-20](#) [FUTA3-20/A](#) [FUTA4-20](#) [FUTA4-20/A](#) [FUTD3-20/A](#) [FUTD4-20/A](#) [FUTO3-20/A](#) [FUTS3-20](#) [FUTS3-20/A](#) [FUTS4-20](#) [FUTS4-20/A](#) [943-99595-10030](#) [FUT-FARR25-20](#) [HFBR-RUD100](#) [2799445](#) [28320002](#) [28030002](#) [28000002](#) [28020002](#) [28051002](#) [28052002](#) [28351002](#) [28320001](#) [28000001](#) [28020001](#) [AERO-AS04-012-A-0X12026BKTT](#) [AERO-DF03-002-D-0XC18TT](#) [HFBR-EUS100Z](#) [HFBR-RUS100Z](#) [ER-500-1-VC-DCY-02-D0-0LWD](#) [EXO-G0-04-A-0LC32BKTT](#) [EXO-G0-08-A-0LC32GYTT](#) [EXO-G0-12-A-0XC32BKTT](#) [EXO-G0-24-A-0XC32BKTT](#) [MK-AX2-04-SM2](#) [106800-0105](#) [106800-0059](#) [106800-0098](#) [106800-0064](#)