


QuickNet™ PanMPO™ and MPO Small Diameter Trunk Cable Assemblies

technical information

PanMPO™ Trunk Assemblies are pre-terminated 12-fiber and 24-fiber cable assemblies. The unique design of the PanMPO™ Connector allows for rapid gender and polarity change in the field and enables a seamless, standards-compliant cable plant migration from duplex based applications (e.g. 10G Ethernet) to parallel optics based applications (e.g. 40/100G Ethernet). These small diameter trunk cable assemblies optimize cable routing requirements to ensure efficient use of pathway space and significantly reduce installation time and cost. All trunk cable assemblies are factory terminated and tested to deliver verified optical performance and reliability for improved network integrity.



application

High speed fiber backbone or permanent link when mated to QuickNet™ Cassettes or fiber adapter panels paired with MPO to LC breakout harnesses. Method A and Method B TIA-568-C compliant for 40G/100G parallel optics multimode applications. Allows system designers to tailor configuration, reach and breakout construction to application requirements; to minimize waste, optimize cable management, speed deployment, improve flexibility and manageability for lower installation costs. Small diameter trunk cable assemblies use 30 – 40% less space which is ideal for high cable density applications.

construction

Cable type:	Indoor Small Diameter Trunk
Cable jacket ratings:	Optical Fiber Non-conductive Plenum (OFNP) Low Smoke Zero Halogen (LSZH)
Fiber types:	Multimode: OM3 50/125µm OM4 50/125µm Singlemode: OS2 9/125µm
Connector types end 'A':	PanMPO™ Female PanMPO™ Male LC duplex (12F only) MPO (singlemode)
Connector types end 'B':	PanMPO™ Female PanMPO™ Male LC duplex (12F only) MPO (singlemode)
Fiber count:	12 and 24
Jacket color:	OM3: Aqua OM4: Aqua OS2: Yellow

optical properties

Maximum cable attenuation:	Singlemode: 0.4dB/km at 1310nm 0.3dB/km at 1550nm Multimode: 3.0dB/km at 850nm 1.0dB/km at 1300nm
Maximum connector insertion loss (per mated pair):	Singlemode Standard IL: 0.5dB Multimode Optimized IL: 0.35dB Multimode Ultra Low IL: 0.25dB
Minimum connector return loss:	Multimode: OM3 30dB minimum OM4 30dB minimum Singlemode: OS2 50db minimum

physical properties

Cable outside diameter (OD):	12-fiber: 4.5mm 24-fiber: 5.4mm
Minimum bend radius:	30mm
Cable tensile strength:	12-fiber: 440N 24-fiber: 660N
Cable compressive load:	10 N/mm
Flex:	100 cycles at 4.9N
Connector cable retention:	50N
Connector durability:	500 mating cycles*
Breakout outside diameter:	3.0mm
Transition outside diameter:	12-fiber: 10mm 24-fiber: 10mm
Pulling eye diameter:	12-fiber: 19mm 24-fiber: 23mm
Twist:	10 cycles at 15N
Breakout length:	1m

environmental properties

Operating temperature:	0°C to +70°C
Storage and shipping temperature:	-40°C to +70°C
Installation temperature:	-0°C to +60°C

standards

Meets or exceeds:	ISO/IEC 11801, TIA/EIA-568-C.3, TIA-604-5 (FOCIS-5), TIA/EIA-568-C.1, GR-409-CORE, ICEA S-83-596 RoHS Complaint
-------------------	--

*With proper cleaning and inspection

QuickNet™ PanMPO™ and MPO Small Diameter Trunk Cable Assemblies

part number

Example: FXUYP7575XNF030 = OM3, 24-fiber indoor trunk, plenum, PanMPO™ female to PanMPO™ female, Polarity A, Optimized IL, No pulling eye, 30-feet.

CHARACTER	1	2	3	4	5	6	7	8	9	10	11	12	13	14	15
EXAMPLE	F	X	U	Y	P	7	5	7	5	X	N	F	0	3	0

1 – Fiber

F = Fiber

2 – Fiber Type

9 = OS2 9/125um

X = OM3 50/125µm

Z = OM4 50/125µm

S = OM4+ Signature Core 50/125um (Ultra IL only)

3 – Fiber Count

T = 12 fiber

U = 24 fiber

4 – Cable Type

Y = Indoor small diameter trunk cable

5 – Jacket Type

L = Low Smoke Zero

Halogen (LSZH)

P = Plenum (OFNP)

6 – Connector Type (End 'A')

5 = Singlemode MPO Female

6 = Singlemode MPO Male

7 = Multimode PanMPO Female

8 = Multimode PanMPO Male

7 – Connector Variant (End 'A')

5 = 39" Breakout with transition

8 – Connector Type (End 'B')

5 = Singlemode MPO Female

6 = Singlemode MPO Male

7 = Multimode PanMPO Female

8 = Multimode PanMPO Male

9 – Connector Variant (End 'B')

5 = 39" Breakout with transition

10 – Construction/Performance

A = Singlemode Polarity A - Standard IL

X = Multimode Polarity A - Optimized IL

Y = Multimode Polarity B - Optimized IL

K = Multimode Polarity A - Ultra Low IL

L = Multimode Polarity B - Ultra Low IL

11 – Other

N = No pulling eye (15 - 100ft, 5 - 30m)

A = Pulling eye end A (>100ft, > 30m)

12 – Unit of Length

F = Feet (OFNP)

M = Meters (LSZH)

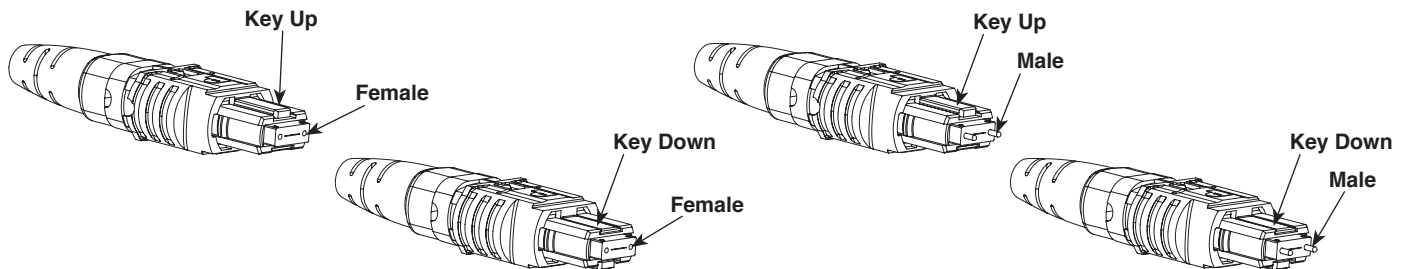
13, 14, 15 – Cable Assembly Length

015 - 300ft 1ft increments to 100ft,

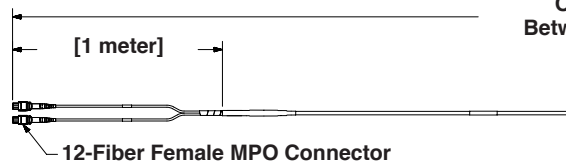
5ft increments to 300ft

005 – 100m, 1m increments

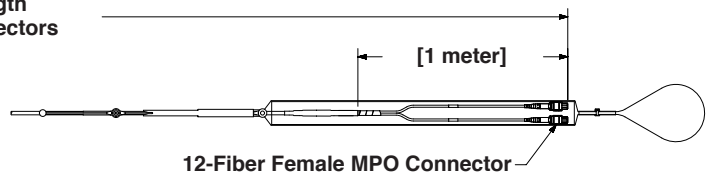
Small diameter trunk cable assembly detail



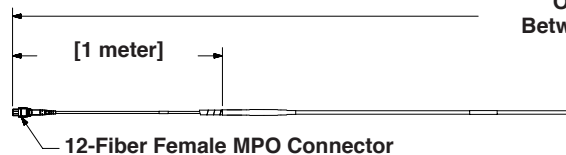
24-Fiber Trunk



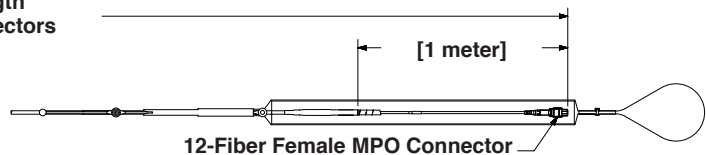
Overall Length
Between Connectors



12-Fiber Trunk



Overall Length
Between Connectors



Please contact Panduit customer service for information on additional part number options.

WORLDWIDE SUBSIDIARIES AND SALES OFFICES

PANDUIT US/CANADA
Phone: 800.777.3300

PANDUIT EUROPE LTD.
London, UK
cs-emea@panduit.com
Phone: 44.20.8601.7200

PANDUIT SINGAPORE PTE. LTD.
Republic of Singapore
cs-ap@panduit.com
Phone: 65.6305.7575

PANDUIT JAPAN
Tokyo, Japan
cs-japan@panduit.com
Phone: 81.3.6863.6000

PANDUIT LATIN AMERICA
Guadalajara, Mexico
cs-la@panduit.com
Phone: 52.33.3777.6000

PANDUIT AUSTRALIA PTY. LTD.
Victoria, Australia
cs-aus@panduit.com
Phone: 61.3.9794.9020

For a copy of Panduit product warranties, log on to www.panduit.com/warranty

For more information

Visit us at www.panduit.com

Contact Customer Service by email: cs@panduit.com
or by phone: 800.777.3300

PANDUIT®

©2018 Panduit Corp.
ALL RIGHTS RESERVED.
FBSP94--WW-ENG
4/2018

X-ON Electronics

Largest Supplier of Electrical and Electronic Components

Click to view similar products for [Wire Ducting & Raceways](#) category:

Click to view products by [Panduit](#) manufacturer:

Other Similar products are found below :

[FG5EI25-A](#) [PED12](#) [PED8](#) [PEVEP](#) [FXOE3-10M3](#) [FZD3-3M2](#) [FZLE10-10M2](#) [FZOE10-10M1](#) [FZOLE10-10M2](#) [FZPE3-10M2](#) [923223-000](#)
[PRAF6WH-X](#) [A0405538](#) [1301150342](#) [1301230083](#) [1301150343](#) [1301230086](#) [1301240054](#) [AX101472](#) [AX102652](#) [AX102653](#) [AX102737](#)
[S62DS](#) [S65DS](#) [S75DSH](#) [A0405536](#) [A0405537](#) [A0649869](#) [FXOD3-3M1](#) [FXOE10-10M2](#) [FZLD3-3M2](#) [FZOE3-10M1](#) [FZOE3-10M2](#)
[FZOLE3-10M2](#) [FZOPE10-10M1](#) [FZPD3-3M2](#) [PZRFE4](#) [PZWIFIEN](#) [PZWIFIENA](#) [CNPSNH](#) [CNSPC](#) [5400ES](#) [WDLT-1216-72](#) [655287-000](#)
[S75DS](#) [1301180028](#) [801A-LSP](#) [TGECAW](#) [206461-000](#) [853425-000](#)