

A. System Overview

B1. Cable Ties

B2. Cable Accessories

B3. Stainless Steel Ties

C1. Wiring Duct

C2. Surface Raceway

C3. Abrasion Protection

C4. Cable Management

D1. Terminals

D2. Power Connectors

D3. Grounding Connectors

E1. Labeling Systems

E2. Labels

E3. Pre-Printed & Write-On Markers

E4. Permanent Identification

E5. Lockout/Tagout & Safety Solutions

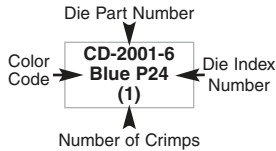
F. Index

For use with Copper Conductors

Installation Tooling and Die Selections for: Types LCAS and SCSS

How to read this chart

For LCA6 lug and CT-2001 crimping tool:



Panduit (See Compression Connector Tools Selection Guide, Pages D3.34 – D3.36)

Thomas & Betts

| Panduit Part Number | Std. Wire Size | Wire Strip Length (In.) | Panduit (See Compression Connector Tools Selection Guide, Pages D3.34 – D3.36) | | | | | Thomas & Betts | | | |
|---------------------|----------------|-------------------------|--|-------------------------|---|--|---|----------------|---------------|--------------------------|--|
| | | | CT-1700 ^① | CT-720 | CT-920, CT-920CH, CT-930, CT-930CH, CT-2930, CT-2930/L, CT-2930/LE, CT-930LPCH, CT-2931, CT-2940 ^③ , CT-2940/L ^③ , CT-2940/LE ^③ , CT-2920, CT-940CH ^③ | Uni-Die™ CT-980, CT-2980, CT-2980/L, CT-2980/LE, CT-980CH, CT-2981, CT-980LPCH, CT-2950 | CT-2001, CT-2001/L, CT-2001/LE, CT-2002, CT-2002/L, CT-3001, CT-3001/E, | TBM20S, TBM25S | TBM5 | TBM6, TBM6S, TBM8, 25000 | |
| L=Lug S=Splice | | | Die Part Number/Color Code and Die Index Number/(Number Of Crimps) | | | | | | | | |
| LCAS8 | #8 AWG | 1/2 | Red P21 (2) | CD-720-1 Red P21 (1) | CD-920-8 Red P21 (1) | — | CD-2001-8 Red P21 (1) | Red 21 (2) | Red 21 (1) | Red 21 (1) | |
| SCSS8 | | 7/16 | Blue P24 (2) | CD-720-1 Blue P24 (1) | CD-920-6 Blue P24 (1) | — | CD-2001-6 Blue P24 (1) | Blue 24 (2) | Blue 24 (1) | Blue 24 (1) | |
| LCAS6 | #6 AWG | 9/16 | Gray P29 (2) | CD-720-1 Gray P29 (1) | CD-920-4 Gray P29 (1) | (1) | CD-2001-4 Gray P29 (1) | Gray 29 (2) | Gray 29 (2) | Gray 29 (2) | |
| SCSS6 | | 7/16 | Brown P33 (2) | CD-720-1 Brown P33 (1) | CD-920-2 Brown P33 (1) | (1) | CD-2001-2 Brown P33 (1) | Brown 33 (2) | Brown 33 (2) | Brown 33 (2) | |
| LCAS4 | #4 AWG | 5/8 | Green P37 (3) | CD-720-2 Green P37 (1) | CD-920-1 Green P37 (1) | (1) | CD-2001-1 Green P37 (1) | — | Green 37 (1) | Green 37 (1) | |
| SCSS4 | | 7/16 | — | CD-720-2 Pink P42 (1) | CD-920-1/0 Pink P42 (1) | (1) | CD-2001-1/0 Pink P42 (1) | — | Pink 42 (1) | Pink 42 (1) | |
| LCAS2 | #2 AWG | 5/8 | — | CD-720-2 Black P45 (2) | CD-920-2/0 Black P45 (1) | (1) | CD-2001-2/0 Black P45 (2) | — | Black 45 (2) | Black 45 (2) | |
| SCSS2 | | 9/16 | — | CD-720-2 Orange P50 (2) | CD-920-3/0 Orange P50 (1) | (1) | CD-2001-3/0 Orange P50 (2) | — | Orange 50 (2) | Orange 50 (2) | |
| LCAS1 | #1 AWG | 11/16 | — | CD-720-3 Purple P54 (2) | CD-920-4/0 Purple P54 (1) | (1) | CD-2001-4/0 Purple P54 (2) | — | Purple 54 (2) | Purple 54 (2) | |
| SCSS1 | | — | — | CD-720-3 Yellow P62 (2) | CD-920-250 Yellow P62 (1) | (1) | CD-2001-250 Yellow P62 (2) | — | Yellow 62 (2) | Yellow 62 (2) | |
| LCAS1/0 | 1/0 AWG | 3/4 | — | — | — | — | — | — | — | — | |
| SCSS1/0 | | 11/16 | — | — | — | — | — | — | — | — | |
| LCAS2/0 | 2/0 AWG | 3/4 | — | — | — | — | — | — | — | — | |
| SCSS2/0 | | — | — | — | — | — | — | — | — | — | |
| LCAS3/0 | 3/0 AWG | 7/8 | — | — | — | — | — | — | — | — | |
| SCSS3/0 | | 3/4 | — | — | — | — | — | — | — | — | |
| LCAS4/0 | 4/0 AWG | 1 | — | — | — | — | — | — | — | — | |
| SCSS4/0 | | 13/16 | — | — | — | — | — | — | — | — | |
| LCAS250 | 250 kcmil | 1-1/8 | — | — | — | — | — | — | — | — | |
| SCSS250 | | 1-1/16 | — | — | — | — | — | — | — | — | |

①The CT-1700 crimp die pockets are integrated into the tool frame.
 ③CD-920 dies can be used with CT-940CH and CT-2940 tools with the CD-940-DA adapter.

For use with
Copper
Conductors

Installation Tooling and Die Selections for: Types LCAS and SCSS (continued)

| Thomas & Betts | | | | Burndy | | | | Anderson | Penn-Union | Greenlee |
|--|--------------------------------|---|--|--------------------------|------------|---|--|------------|------------|---------------|
| TBM12, 13642M | TBM15, TBM15I, TBM15BSCR | TBM8-750M-I, TBM8-750, TBM8-750BSCR, TBM750BSCR ^④ | TBM14M, TBM14BSCR, BPLT14BSCR, 13100A | Y2MR, Y1MRTC, Y1MR | MY29 | Y35, Y35BH, Y39, Y39BH, Y45, Y46, Y750, Y750-2, Y750BH, Y750BH-2, Y750HS, PAT750, BAT750, BAT35 | Y644M, Y644HS, Y644MBH, PAT644, BAT644 | VC6 | TDY-1 | 1989 |
| Die Part Number/Color Code and Die Index Number/(Number of Crimps) | | | | | | | | | | |
| Red 21 (1) | Red 21 (1) | STD (1) | Red 21 (1) | Red (2) | #8 (1) | U8CRT Red 49 (1) | — | — | — | — |
| Blue 24 (1) | Blue 24 (1) | STD (1) | Blue 24 (1) | Blue (2) | #6 (1) | U5CRT Blue 7 (1) | STD (1) | STD (1) | — | — |
| Gray 29 (1) | Gray 29 (1) | STD (1) | Gray 29 (1) | Gray (2) | #4 (1) | U4CRT Gray 8 (1) | STD (1) | STD (1) | STD (1) | STD (1) |
| Brown 33 (1) | Brown 33 (1) | STD (1) | Brown 33 (1) | Brown (2) | #2 (1) | U2CRT Brown 10 (1) | STD (1) | STD (1) | STD (1) | STD (1) |
| Green 37 (1) | Green 37 (1) | STD (1) | Green 37 (1) | — | #1 (1) | U1CRT Green 11 (1) | STD (1) | STD (1) | STD (1) | STD (1) |
| Pink 42 (1) | Pink 42H ^② (2) | STD (1) | Pink 42H ^② (2) | — | 1/0 (1) | U25RT Pink 12 (1) | STD (1) | STD (1) | STD (1) | STD (1) |
| Black 45 (1) | Black 45 (1) | STD (1) | Black 45 (1) | — | 2/0 (1) | U26RT Black 13 (1) | STD (1) | STD (1) | STD (1) | STD (1) |
| Orange 50 (1) | Orange 50 (1) | STD (1) | Orange 50 (1) | — | 3/0 (1) | U27RT Orange 14 (1) | STD (1) | STD (1) | STD (1) | STD (1) |
| Purple 54 (1) | Purple 54H ^② (2) | STD (1) | Purple 54H ^② (2) | — | 4/0 (1) | U28RT Purple 15 (1) | STD (1) | STD (1) | STD (1) | STD (1) |
| Yellow 62 (1) | Yellow 62 (1) | STD (1) | Yellow 62 (1) | — | 250 (1) | U29RT Yellow 16 (1) | STD (1) | STD (2) | — | Yellow (2) |

②Half width dies.

④Minimum size: #4 AWG lugs and splices.

A.
System
Overview

B1.
Cable Ties

B2.
Cable
Accessories

B3.
Stainless
Steel Ties

C1.
Wiring
Duct

C2.
Surface
Raceway

C3.
Abrasion
Protection

C4.
Cable
Management

D1.
Terminals

D2.
Power
Connectors

D3.
Grounding
Connectors

E1.
Labeling
Systems

E2.
Labels

E3.
Pre-Printed
& Write-On
Markers

E4.
Permanent
Identification

E5.
Lockout/
Tagout
& Safety
Solutions

F.
Index

A. System Overview

B1. Cable Ties

B2. Cable Accessories

B3. Stainless Steel Ties

C1. Wiring Duct

C2. Surface Raceway

C3. Abrasion Protection

C4. Cable Management

D1. Terminals

D2. Power Connectors

D3. Grounding Connectors

E1. Labeling Systems

E2. Labels

E3. Pre-Printed & Write-On Markers

E4. Permanent Identification

E5. Lockout/Tagout & Safety Solutions

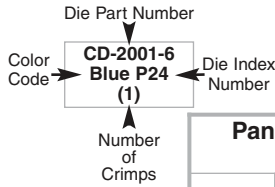
F. Index

For use with Copper Conductors

Installation Tooling and Die Selections for: Types LCA, LCA^N, LCD, LCD^N and SCS

How to read this chart

For LCA6 lug and CT-2001 crimping tool:



| | | | | Panduit (See Compression Connector Tools Selection Guide, Pages D3.34 – D3.36) | | | | | | Thomas & Betts | | |
|--|--------------------------------------|-------------------------|--|--|----------------------|-------------------------|--|---|--|----------------|--------------------------------|---------------|
| Panduit Part Number | Std. Wire Size | Wire Strip Length (In.) | CT-1570 | CT-1701 ^① | CT-1700 ^① | CT-720 | CT-920, CT-920CH, CT-930, CT-930CH, CT-930LPCH [®] , CT-2920, CT-2930, CT-2930/L, CT-2930/LE, CT-2931, CT-940CH [®] , CT-2940 [®] , CT-2940/LE [®] | Uni-Die™ Dieless CT-980, CT-2980, CT-2980/L, CT-2980/LE, CT-980LPCH [®] , CT-980CH, CT-2950 [®] , CT-2981 Extended Wire Range | CT-2001, CT-2001/L, CT-2002, CT-2002/L, CT-3001, CT-3001/E | TBM20S, TBM25S | TBM6, TBM6S, 25000, TBM5, TBM8 | TBM12, 13642M |
| L = Lug S = Splice | | | Die Part Number/Color Code and Die Index Number/(Number of Crimps) | | | | | | | | | |
| LCA10 LCD10 | #14 – #10 AWG STR, #12 – #10 AWG SOL | 7/16 | 12-10 (1) | P10 (1) | — | — | — | — | — | — | — | — |
| LCA8 LCA ^N 8 LCD8 LCD ^N 8 | #8 AWG | 5/8 | — | — | Red P21 (2) | CD-720-1 Red P21 (1) | CD-920-8 Red P21 (1) | — | CD-2001-8 Red P21 (1) | Red 21 (2) | Red 21 (1) | Red 21 (1) |
| SCS8 | | 11/16 | | | | | | | | | | |
| LCA6 LCA ^N 6 LCD6 LCD ^N 6 | #6 AWG | 7/8 | — | — | Blue P24 (2) | CD-720-1 Blue P24 (1) | CD-920-6 Blue P24 (1) | — | CD-2001-6 Blue P24 (1) | Blue 24 (2) | Blue 24 (1) | Blue 24 (1) |
| SCS6 | | 13/16 | | | | | | | | | | |
| LCA4 LCA ^N 4 LCD4 LCD ^N 4 | #4 – #3 AWG STR, #2 AWG SOL | 7/8 | — | — | Gray P29 (2) | CD-720-1 Gray P29 (1) | CD-920-4 Gray P29 (1) | #4 – #2 AWG #2 AWG SOL Only (1) | CD-2001-4 Gray P29 (1) | Gray 29 (2) | Gray 29 (1) | Gray 29 (1) |
| SCS4 | | 13/16 | | | | | | | | | | |
| LCA2 LCA ^N 2 LCD2 LCD ^N 2 | #2 AWG | 15/16 | — | — | Brown P33 (2) | CD-720-1 Brown P33 (1) | CD-920-2 Brown P33 (1) | #6 – #2 AWG (1) | CD-2001-2 Brown P33 (1) | Brown 33 (2) | Brown 33 (1) | Brown 33 (1) |
| SCS2 | | 7/8 | | | | | | | | | | |
| LCA1 LCA ^N 1 LCD1 LCD ^N 1 | #1 AWG | 15/16 | — | — | Green P37 (3) | CD-720-2 Green P37 (1) | CD-920-1 Green P37 (1) | #6 – #1 AWG (1) | CD-2001-1 Green P37 (1) | — | Green 37 (1) | Green 37 (1) |
| SCS1 | | 7/8 | | | | | | | | | | |
| LCA1/0 LCA ^N 1/0 LCD1/0 LCD ^N 1/0 | 1/0 AWG | 1 | — | — | — | CD-720-2 Pink P42 (1) | CD-920-1/0 Pink P42 (1) | #6 – 1/0 AWG (1) | CD-2001-1/0 Pink P42 (1) | — | Pink 42 (1) | Pink 42 (1) |
| SCS1/0 | | 7/8 | | | | | | | | | | |
| LCA2/0 LCA ^N 2/0 LCD2/0 LCD ^N 2/0 | 2/0 AWG | 1-1/16 | — | — | — | CD-720-2 Black P45 (2) | CD-920-2/0 Black P45 (2) | #4 – 2/0 AWG (1) | CD-2001-2/0 Black P45 (2) | — | Black 45 (2) | Black 45 (1) |
| SCS2/0 | | 15/16 | | | | | | | | | | |
| LCA3/0 LCA ^N 3/0 LCD3/0 LCD ^N 3/0 | 3/0 AWG | 1-3/16 | — | — | — | CD-720-2 Orange P50 (2) | CD-920-3/0 Orange P50 (2) | #2 – 3/0 AWG (1) | CD-2001-3/0 Orange P50 (2) | — | Orange 50 (2) | Orange 50 (1) |
| SCS3/0 | | 1 | | | | | | | | | | |

①The CT-1700 and CT-1701 crimp die pockets are integrated into the tool frame.
 ②CD-920 dies can be used with CT-940CH and CT-2940 tools with CD-940-DA adapter.

③Maximum size: 500 kcmil lugs and 250 kcmil splices.
 ④Maximum size: 250 kcmil lugs and splices. No extended wire range.

For use with
Copper
Conductors

Installation Tooling and Die Selections for: Types LCA, LCA_N, LCD, LCD_N and SCS (continued)

| Thomas & Betts | | | Burndy | | | | Anderson | Penn-Union | Greenlee | |
|--|---|--|--------------------------|------------|---|---|--|------------|------------|------------|
| TBM15, TBM15I, TBM15BSCR | TBM8-750M-1, TBM8-750, TBM8-750BSCR, TBM750BSCR® | TBM14M, TBM14BSCR, BPLT14BSCR, 13100A | Y2MR, Y1MR, Y1MRTC | MY29 | BAT35, Y39BH, Y35BH, Y750, Y750BH, Y750-2, Y750HS, Y750BH-2, Y39, PAT750, Y35, BAT750 | Y45Ⓣ, Y46Ⓣ | Y644M, Y644HS, PAT644, BAT644, Y644MBH | VC6 | TDY-1 | 1989 |
| Die Part Number/Color Code and Die Index Number/(Number of Crimps) | | | | | | | | | | |
| — | — | — | — | — | — | — | — | — | — | — |
| Red 21 (1) | STD (1) | Red 21 (1) | Red 49 (1) | #8 (1) | U8CRT Red 49 (1) | U8CRT Red 49 (1) | — | — | — | — |
| Blue 24 (1) | STD (1) | Blue 24 (1) | Blue 7 (2) | #6 (1) | U5CRT Blue 7 (1) | U5CRT Blue 7 (1) | STD (1) | STD (1) | — | — |
| Gray 29 (1) | STD (1) | Gray 29 (1) | Gray 8 (2) | #4 (1) | U4CRT Gray 8 (1) | U4CRT Gray 8 (1) | STD (1) | STD (1) | — | STD (1) |
| Brown 33 (1) | STD (1) | Brown 33 (1) | Brown 10 (2) | #2 (1) | U2CRT Brown 9 [solid]/ Brown 10 [stranded] (1) | U2CRT Brown 9 [solid]/ Brown 10 [stranded] (1) | STD (1) | STD (1) | STD (1) | STD (1) |
| Green 37 (1) | STD (1) | Green 37 (1) | — | #1 (1) | U1CRT Green 11 (1) | U1CRT Green 11 (1) | STD (1) | STD (1) | STD (1) | STD (1) |
| Pink 42H [Ⓣ] (2) | STD (1) | Pink 42H [Ⓣ] (2) | — | 1/0 (1) | U25RT Pink 12 (1) | U25RT Pink 12 (1) | STD (1) | STD (1) | STD (1) | STD (1) |
| Black 45 (1) | STD (1) | Black 45 (1) | — | 2/0 (1) | U26RT Black 13 (1) | U26RT Black 13 (1) | STD (1) | STD (1) | STD (1) | STD (1) |
| Orange 50 (1) | STD (1) | Orange 50 (1) | — | 3/0 (1) | U27RT Orange 14 (1) | U27RT Orange 14 (1) | STD (1) | STD (1) | STD (1) | STD (1) |

ⓉHalf width dies.

ⓉRequires U die adapter.

ⓉMinimum size: #4 AWG lugs and splices.

Chart continues on pages D3.60 – D3.61

A.
System
Overview

B1.
Cable Ties

B2.
Cable
Accessories

B3.
Stainless
Steel Ties

C1.
Wiring
Duct

C2.
Surface
Raceway

C3.
Abrasion
Protection

C4.
Cable
Management

D1.
Terminals

D2.
Power
Connectors

D3.
Grounding
Connectors

E1.
Labeling
Systems

E2.
Labels

E3.
Pre-Printed
& Write-On
Markers

E4.
Permanent
Identification

E5.
Lockout/
Tagout/
& Safety
Solutions

F.
Index

**For use with
Copper
Conductors**

Installation Tooling and Die Selections for: Types LCA, LCA, LCD, LCDN and SCS (continued)

| Panduit Part Number | Std. Wire Size | Wire Strip Length (In.) | Panduit (See Compression Connector Tools Selection Guide, Pages D3.34 – D3.36) | | | | Thomas & Betts | | |
|---------------------|----------------|-------------------------|--|---|--|--|----------------|--------------------------|-----------------------------|
| | | | CT-720 | CT-920, CT-920CH, CT-930, CT-930CH, CT-930LPCH [®] , CT-2920, CT-2930, CT-2930/L, CT-2930/LE, CT-2931, CT-940CH [®] , CT-2940 [®] , CT-2940/L [®] , CT-2940/LE [®] | CT-980, CT-2980, CT-2980/L, CT-2980/LE, CT-980LPCH [®] , CT-980CH, CT-2950 [®] , CT-2981 Extended Wire Range | CT-2001, CT-2001/L, CT-2001/LE, CT-2002, CT-2002/L, CT-3001, CT-3001/E | TBM5 | TBM6, TBM6S, 25000, TBM8 | TBM12, 13642M |
| L=Lug S=Splice | | | Die Part Number/Color Code and Die Index Number/(Number of Crimps) | | | | | | |
| LCA4/0 | 4/0 AWG | 1-1/4 | CD-720-3 Purple P54 (2) | CD-920-4/0 Purple P54 (2) | 1 – 4/0 AWG (1) | CD-2001-4/0 Purple P54 (2) | Purple 54 (2) | Purple 54 (2) | Purple 54 (1) |
| LCAN4/0 | | | | | | | | | |
| LCD4/0 | | | | | | | | | |
| LCDN4/0 | | | | | | | | | |
| SCS4/0 | | | | | | | | | |
| LCA250 | 250 kcmil | 1-5/16 | CD-720-3 Yellow P62 (2) | CD-920-250 Yellow P62 (2) | 1/0 AWG – 250 kcmil (2) | CD-2001-250 Yellow P62 (2) | Yellow 62 (2) | Yellow 62 (2) | Yellow 62 (1) |
| LCAN250 | | | | | | | | | |
| LCD250 | | | | | | | | | |
| LCDN250 | | | | | | | | | |
| SCS250 | | | | | | | | | |
| LCA300 | 300 kcmil | 1-1/2 | CD-720-4 White P66 (2) | CD-920-300 White P66 (2) | 2/0 AWG – 300 kcmil (2) | CD-2001-300 White P66 (2) | — | White 66 (2) | White 66H [®] (1) |
| LCAN300 | | | | | | | | | |
| LCD300 | | | | | | | | | |
| LCDN300 | | | | | | | | | |
| SCS300 | | | | | | | | | |
| LCA350 | 350 kcmil | 1-1/2 | CD-720-5 Red P71 (2) | CD-920-350 Red P71 (2) | 3/0 AWG – 350 kcmil (2) | CD-2001-350 Red P71 (2) | — | Red 71 (2) | Red 71H [®] (2) |
| LCAN350 | | | | | | | | | |
| LCD350 | | | | | | | | | |
| LCDN350 | | | | | | | | | |
| SCS350 | | | | | | | | | |
| LCA400 | 400 kcmil | 1-9/16 | CD-720-6 Blue P76 (2) | CD-920-400 Blue P76 (2) | 4/0 AWG – 400 kcmil (2) | CD-2001-400 Blue P76 (3) | — | Blue 76 (2) | Blue 76H [®] (2) |
| LCAN400 | | | | | | | | | |
| LCD400 | | | | | | | | | |
| LCDN400 | | | | | | | | | |
| SCS400 | | | | | | | | | |
| LCA500 | 500 kcmil | 1-13/16 | CD-720-7 Brown P87 (2) | CD-920-500 Brown P87 (2) | 4/0 AWG – 500 kcmil (2) | CD-2001-500 Brown P87 (3) | — | Brown 87 (2) | Brown 87H [®] (2) |
| LCAN500 | | | | | | | | | |
| LCD500 | | | | | | | | | |
| LCDN500 | | | | | | | | | |
| SCS500 | | | | | | | | | |
| LCA600 | 600 kcmil | 1-13/16 | — | CD-920-600 Green P94 (2) | 250 – 600 kcmil (2) | — | — | — | Green 94H [®] (2) |
| LCAN600 | | | | | | | | | |
| LCD600 | | | | | | | | | |
| LCDN600 | | | | | | | | | |
| SCS600 | | | | | | | | | |
| LCA750 | 750 kcmil | 1-15/16 | — | CD-920-750 CD-940-750 [®] Black P106 (2) | 500 – 750 kcmil (2) | — | — | — | Black 106H [®] (2) |
| LCAN750 | | | | | | | | | |
| LCD750 | | | | | | | | | |
| LCDN750 | | | | | | | | | |
| SCS750 | | | | | | | | | |
| LCD1000 | 1000 kcmil | 1-15/16 | — | CD-940-1000 [®] White P125 (4) | — | — | — | — | — |
| SCS1000 | | 1-7/8 | | | | | | | |

[®]Half width dies.
[®]CD-920 dies can be used with CT-940CH and CT-2940 tools with CD-940-DA adapter.
[®]CD-940 dies to be used exclusively with CT-940CH and CT-2940 tools.
[®]Maximum size: 500 kcmil lugs and 250 kcmil splices.
[®]Maximum size: 250 kcmil lugs and splices. No extended wire range.

For use with
Copper
Conductors

Installation Tooling and Die Selections for: Types LCA, LCAH, LCD, LCDN and SCS (continued)

| Thomas & Betts | | | Burndy | | | | | Anderson | Penn-Union | Greenlee |
|--|---|--|--------------------------|------------|---|--|--|------------|------------|------------|
| TBM15, TBM15I, TBM15BSCR | TBM8-750M-1, TBM8-750, TBM8-750BSCR, TBM750BSCR® | TBM14M, TBM14BSCR, BPLT14BSCR, 13100A | Y2MR, Y1MR, Y1MRTC | MY29 | BAT35, Y35BH, Y750, Y39BH, Y750BH, Y750-2, Y750HS, Y750BH-2, Y39, PAT750, Y35, BAT750 | Y45 ^⑦ , Y46 ^⑦ | Y644M, Y644HS, PAT644, BAT644, Y644MBH | VC6 | TDY-1 | 1989 |
| Die Part Number/Color Code and Die Index Number/(Number of Crimps) | | | | | | | | | | |
| Purple 54H ^② (2) | STD (1) | Purple 54H ^② (2) | — | 4/0 (1) | U28RT Purple 15 (1) | U28RT Purple 15 (1) | STD (1) | STD (1) | STD (1) | STD (1) |
| Yellow 62 (1) | STD (1) | Yellow 62 (1) | — | 250 (1) | U29RT Yellow 16 (1) | U29RT Yellow 16 (1) | STD (1) | STD (2) | STD (1) | STD (1) |
| White 66 (1) | STD (1) | White 66 (1) | — | — | U30RT White 17 (2) | U30RT White 17 (2) | STD (1) | STD (2) | STD (1) | STD (1) |
| Red 71H ^② (2) | STD (1) | Red 71H ^② (2) | — | — | U31RT Red 18 (2) | U31RT Red 18 (2) | STD (1) | STD (2) | STD (1) | STD (1) |
| Blue 76H ^② (2) | STD (1) | Blue 76 (1) | — | — | U32RT Blue 19 (2) | U32RT Blue 19 (2) | STD (1) | STD (2) | STD (1) | STD (1) |
| Brown 87H ^② (2) | STD (1) | Brown 87H ^② (2) | — | — | U34RT Brown 20 (2) | U34RT Brown 20 (2) | STD (1) | STD (2) | STD (1) | STD (1) |
| Green 94H ^② (2) | STD (1) | Green 94H ^② (2) | — | — | U36RT Green 22 (2) | U36RT Green 22 (2) | STD (1) | — | STD (1) | — |
| Black 106H ^② (2) | STD (1) | Black 106H ^② (2) | — | — | U39RT Black 24 (3) | U39RT Black 24 (3) | STD (1) | — | STD (1) | — |
| 125H ^② (2) | — | 125H ^② (2) | — | — | — | S44RT White 27 (4) | — | — | — | — |

②Half width dies.

⑦Requires U die adapter.

⑧Minimum size: #4 AWG lugs and splices.

A.
System
Overview

B1.
Cable Ties

B2.
Cable
Accessories

B3.
Stainless
Steel Ties

C1.
Wiring
Duct

C2.
Surface
Raceway

C3.
Abrasion
Protection

C4.
Cable
Management

D1.
Terminals

D2.
Power
Connectors

D3.
Grounding
Connectors

E1.
Labeling
Systems

E2.
Labels

E3.
Pre-Printed
& Write-On
Markers

E4.
Permanent
Identification

E5.
Lockout/
Tagout
& Safety
Solutions

F.
Index

A. System Overview

B1. Cable Ties

B2. Cable Accessories

B3. Stainless Steel Ties

C1. Wiring Duct

C2. Surface Raceway

C3. Abrasion Protection

C4. Cable Management

D1. Terminals

D2. Power Connectors

D3. Grounding Connectors

E1. Labeling Systems

E2. Labels

E3. Pre-Printed & Write-On Markers

E4. Permanent Identification

E5. Lockout/Tagout & Safety Solutions

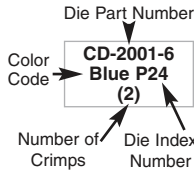
F. Index

For use with Copper Conductors

Installation Tooling and Die Selections for: Types LCB, LCBN, LCC, LCCN and SCL

How to read this chart

For LCB6 lug and CT-2001 crimping tool:



Panduit (See Compression Connector Tools Selection Guide, Pages D3.34 – D3.36)

Thomas & Betts

| Panduit Part Number | Std. Wire Size | Wire Strip Length (In.) | Panduit (See Compression Connector Tools Selection Guide, Pages D3.34 – D3.36) | | | | | | | Thomas & Betts | | | | | | | |
|--|--------------------------------------|-------------------------|--|----------------------|----------------------|-------------------------|---|--|--|----------------|---------------|--------------------------|---------------|---|---|---|---|
| | | | CT-1570 | CT-1701 ^① | CT-1700 ^① | CT-720 | CT-920, CT-920CH, CT-930, CT-930CH, CT-2920, CT-2930, CT-2930/L, CT-2930/LE, CT-2931, CT-930LPCH ^② , CT-940CH ^② , CT-2940 ^② , CT-2940/L ^② , CT-2940/LE ^② | Uni-Die™ CT-980, CT-980CH, CT-2950 ^② , CT-2980, CT-2980/L, CT-2980/LE, CT-2981, CT-980LPCH ^② , Extended Wire Range | CT-2001, CT-2001/L, CT-2001/LE, CT-2002, CT-2002/L, CT-3001, CT-3001/E | TBM20S, TBM25S | TBM5 | TBM6, TBM6S, 25000, TBM8 | TBM12, 13642M | | | | |
| L = Lug S = Splice | | | Die Part Number/Color Code and Die Index Number/(Number Of Crimps) | | | | | | | | | | | | | | |
| LCB10 LCC10 | #14 – #10 AWG STR, #12 – #10 AWG SOL | 9/16 | 12-10 (2) | P10 (2) | — | — | — | — | — | — | — | — | — | — | — | — | — |
| LCB8 LCBN8 LCC8 LCCN8 SCL8 | #8 AWG | 3/4 1-1/16 | — | — | Red P21 (3) | CD-720-1 Red P21 (2) | CD-920-8 Red P21 (1) | — | CD-2001-8 Red P21 (2) | Red 21 (3) | Red 21 (1) | Red 21 (1) | Red 21 (1) | — | — | — | — |
| LCB6 LCBN6 LCC6 LCCN6 SCL6 | #6 AWG | 1-1/8 | — | — | Blue P24 (3) | CD-720-1 Blue P24 (2) | CD-920-6 Blue P24 (1) | — | CD-2001-6 Blue P24 (2) | Blue 24 (3) | Blue 24 (1) | Blue 24 (1) | Blue 24 (1) | — | — | — | — |
| LCB4 LCBN4 LCC4 LCCN4 SCL4 | #4 – #3 AWG STR, #2 AWG SOL | 1-1/8 | — | — | Gray P29 (3) | CD-720-1 Gray P29 (2) | CD-920-4 Gray P29 (1) | #4 – #2 AWG #2 AWG SOL Only (1) | CD-2001-4 Gray P29 (2) | Gray 29 (3) | Gray 29 (1) | Gray 29 (1) | Gray 29 (1) | — | — | — | — |
| LCB2 LCBN2 LCC2 LCCN2 SCL2 | #2 AWG | 1-1/4 | — | — | Brown P33 (3) | CD-720-1 Brown P33 (2) | CD-920-2 Brown P33 (1) | #6 – #2 AWG (1) | CD-2001-2 Brown P33 (2) | Brown 33 (3) | Brown 33 (1) | Brown 33 (1) | Brown 33 (1) | — | — | — | — |
| LCB1 LCBN1 LCC1 LCCN1 SCL1 | #1 AWG | 1-7/16 1-3/8 | — | — | Green P37 (4) | CD-720-2 Green P37 (2) | CD-920-1 Green P37 (1) | #6 – #1 AWG (1) | CD-2001-1 Green P37 (2) | — | Green 37 (1) | Green 37 (1) | Green 37 (1) | — | — | — | — |
| LCB1/0 LCBN1/0 LCC1/0 LCCN1/0 SCL1/0 | 1/0 AWG | 1-1/2 1-3/8 | — | — | — | CD-720-2 Pink P42 (2) | CD-920-1/0 Pink P42 (2) | #6 – 1/0 AWG (2) | CD-2001-1/0 Pink P42 (2) | — | Pink 42 (2) | Pink 42 (2) | Pink 42 (2) | — | — | — | — |
| LCB2/0 LCBN2/0 LCC2/0 LCCN2/0 SCL2/0 | 2/0 AWG | 1-9/16 1-1/2 | — | — | — | CD-720-2 Black P45 (3) | CD-920-2/0 Black P45 (3) | #4 – 2/0 AWG (2) | CD-2001-2/0 Black P45 (3) | — | Black 45 (3) | Black 45 (3) | Black 45 (2) | — | — | — | — |
| LCB3/0 LCBN3/0 LCC3/0 LCCN3/0 SCL3/0 | 3/0 AWG | 1-9/16 1-1/2 | — | — | — | CD-720-2 Orange P50 (3) | CD-920-3/0 Orange P50 (3) | #2 – 3/0 AWG (2) | CD-2001-3/0 Orange P50 (3) | — | Orange 50 (3) | Orange 50 (3) | Orange 50 (2) | — | — | — | — |
| LCB4/0 LCBN4/0 LCC4/0 LCCN4/0 SCL4/0 | 4/0 AWG | 1-5/8 | — | — | — | CD-720-3 Purple P54 (3) | CD-920-4/0 Purple P54 (3) | #1 – 4/0 AWG (2) | CD-2001-4/0 Purple P54 (3) | — | Purple 54 (3) | Purple 54 (3) | Purple 54 (2) | — | — | — | — |
| LCB250 LCBN250 LCC250 LCCN250 SLC250 | 250 kcmil | 1-11/16 1-5/8 | — | — | — | CD-720-3 Yellow P62 (4) | CD-920-250 Yellow P62 (3) | 1/0 AWG – 250 kcmil (3) | CD-2001-250 Yellow P62 (3) | — | Yellow 62 (4) | Yellow 62 (4) | Yellow 62 (2) | — | — | — | — |

①The CT-1700 and CT-1701 crimp die pockets are integrated into the tool frame.
③CD-920 dies can be used with CT-940CH and CT-2940 tools with CD-940-DA adapter.

⑤Maximum size: 500 kcmil lugs and 250 kcmil splices.
⑥Maximum size: 250 kcmil lugs and splices. No extended wire range.

For use with
Copper
Conductors

Installation Tooling and Die Selections for: Types LCB, LCBN, LCC, LCCN and SCL (continued)

| Thomas & Betts | | | Burndy | | | | | Anderson | Penn-Union | Greenlee |
|--|---|--|--------------------------|------------|---|--|--|-------------------------------|---|------------|
| TBM15, TBM15I, TBM15BSCR | TBM8-750M-1, TBM8-750, TBM750BSCR®, TBM8-750BSCR | TBM14M, TBM14BSCR, BPLT14BSCR, 13100A | Y2MR, Y1MR, Y1MRTC | MY29 | Y35, Y35BH, Y39, Y39BH, Y750, Y750-2, Y750BH, Y750HS, Y750BH-2, PAT750, BAT750, BAT35 | Y45Ⓣ, Y46Ⓣ | Y644M, Y644HS, Y644MBH, PAT644, BAT644 | VC6 | TDY-1 | 1989 |
| Die Part Number/Color Code and Die Index Number/(Number of Crimps) | | | | | | | | | | |
| — | — | — | — | — | — | — | — | — | — | — |
| Red 21 (1) | STD (1) | Red 21 (1) | Red 49 (2) | #8 (1) | U8CRT Red 49 (1) | U8CRT Red 49 (1) | — | — | — | — |
| Blue 24 (1) | STD (1) | Blue 24 (1) | Blue 7 (2) | #6 (1) | U5CRT Blue 7 (1) | U5CRT Blue 7 (1) | STD (1) | STD (1) | — | — |
| Gray 29 (1) | STD (1) | Gray 29 (1) | Gray 8 (2) | #4 (1) | U4CRT Gray 8 (1) | U4CRT Gray 8 (1) | STD (1) | STD (1) | — | STD (1) |
| Brown 33 (1) | STD (1) | Brown 33 (1) | Brown 10 (2) | #2 (1) | U2CRT Brown 9 (solid) /Brown 10 (stranded) (2) | U2CRT Brown 9 (solid) /Brown 10 (stranded) (2) | STD (1) | STD (1) | STD (1) | STD (1) |
| Green 37 (1) | STD (1) | Green 37 (1) | — | #1 (1) | U1CRT Green 11 (2) | U1CRT Green 11 (2) | STD (1) | STD (1) | STD (1) | STD (1) |
| Pink 42HⓉ (4) | STD (2) | Pink 42H Ⓣ (4) | — | 1/0 (2) | U25RT Pink 12 (2) | U25RT Pink 12 (2) | STD (1) | STD (1) | STD (1) | STD (1) |
| Black 45 (2) | STD (2) | Black 45 (2) | — | 2/0 (2) | U26RT Black 13 (2) | U26RT Black 13 (2) | STD (1) | STD (1) | STD (1) | STD (1) |
| Orange 50 (2) | STD (2) | Orange 50 (2) | — | 3/0 (2) | U27RT Orange 14 (2) | U27RT Orange 14 (2) | STD (1) | STD (2) | STD (1) | STD (1) |
| Purple 54HⓉ (4) | STD (2) | Purple 54H Ⓣ (4) | — | 4/0 (2) | U28RT Purple 15 (2) | U28RT Purple 15 (2) | STD (1) | STD (2) | STD (1) | STD (1) |
| LCB250 LCBN250 LCC250 LCCN250 | 250 kcmil | 1-11/16 | — | — | — | CD-720-3 Yellow P62 (4) | CD-920-250 Yellow P62 (3) | 1/0 AWG – 250 kcmil (3) | CD-2001- 250 Yellow P62 (3) | — |

ⓉHalf width dies.

ⓉRequires U die adapter.

ⓉMinimum size: #4 AWG lugs and splices.

Chart continues on pages D3.64 – D3.65

For technical assistance in the U.S., call 866-405-6654 (outside the U.S., see inside back cover for directory)

A.
System
Overview

B1.
Cable Ties

B2.
Cable
Accessories

B3.
Stainless
Steel Ties

C1.
Wiring
Duct

C2.
Surface
Raceway

C3.
Abrasion
Protection

C4.
Cable
Management

D1.
Terminals

D2.
Power
Connectors

D3.
Grounding
Connectors

E1.
Labeling
Systems

E2.
Labels

E3.
Pre-Printed
& Write-On
Markers

E4.
Permanent
Identification

E5.
Lockout/
Tagout
& Safety
Solutions

F.
Index

A. System Overview

B1. Cable Ties

B2. Cable Accessories

B3. Stainless Steel Ties

C1. Wiring Duct

C2. Surface Raceway

C3. Abrasion Protection

C4. Cable Management

D1. Terminals

D2. Power Connectors

D3. Grounding Connectors

E1. Labeling Systems

E2. Labels

E3. Pre-Printed & Write-On Markers

E4. Permanent Identification

E5. Lockout/Tagout & Safety Solutions

F. Index

For use with Copper Conductors

Installation Tooling and Die Selections for: Types LCB, LCBN, LCC, LCCN and SCL (continued)

| Panduit Part Number L=Lug S=Splice | Std. Wire Size | Wire Strip Length (In.) | Panduit (See Compression Connector Tools Selection Guide, Pages D3.34 – D3.36) | | | | Thomas & Betts | |
|--|----------------|-------------------------|--|---|--|--|--------------------------|---------------------------------|
| | | | CT-720 | CT-920, CT-920CH, CT-930, CT-930CH, CT-2920, CT-2930, CT-2930/L, CT-2930/LE, CT-2931, CT-930LPCH ^⑥ , CT-940CH ^③ , CT-2940 ^③ , CT-2940/L ^③ , CT-2940/LE ^③ | Uni-Die™ CT-980, CT-980CH, CT-2950 ^⑤ , CT-2980, CT-2980/L, CT-2980/LE, CT2981, CT-980LPCH ^⑥ Extended Wire Range ^⑨ | CT-2001, CT-2001/L, CT-2001/LE, CT-2002, CT-2002/L, CT-3001, CT-3001/E | TBM6, TBM6S, 25000, TBM8 | TBM12, 13642M |
| Die Part Number/Color Code and Die Index Number/(Number Of Crimps) | | | | | | | | |
| LCB300 LCBN300 LCC300 LCCN300 SCL300 | 300 kcmil | 2-5/16 2 | CD-720-4 White P66 (4) | CD-920-300 White P66 (3) | 2/0 AWG – 300 kcmil (3) | CD-2001-300 White P66 (3) | White 66 (4) | White 66 ^② (4) |
| LCB350 LCBN350 LCC350 LCCN350 SCL350 | 350 kcmil | 2-5/16 2 | CD-720-5 Red P71 (4) | CD-920-350 Red P71 (3) | 3/0 AWG – 350 kcmil (3) | CD-2001-350 Red P71 (3) | Red 71 (4) | Red 71H ^② (4) |
| LCB400 LCBN400 LCC400 LCCN400 SCL400 | 400 kcmil | 2-3/8 2-1/8 | CD-720-6 Blue P76 (4) | CD-920-400 Blue P76 (3) | 4/0 AWG – 400 kcmil (3) | CD-2001-400 Blue P76 (4) | Blue 76 (4) | Blue 76H ^② (4) |
| LCB500 LCBN500 LCC500 LCCN500 SCL500 | 500 kcmil | 2-9/16 2-1/4 | CD-720-7 Brown P87 (4) | CD-920-500 Brown P87 (3) | 4/0 AWG – 500 kcmil (3) | CD-2001-500 Brown P87 (4) | Brown 87 (4) | Brown 87H ^② (4) |
| LCB600 LCBN600 LCC600 LCCN600 SCL600 | 600 kcmil | 2-3/4 2-11/16 | — | CD-920-600 Green P94 (4) | 250 – 600 kcmil (3) | — | — | Green 94H ^② (4) |
| LCB750 LCBN750 LCC750 LCCN750 SCL750 | 750 kcmil | 2-15/16 2-7/8 | — | CD-920-750 CD-940-750 ^④ Black P106 (4) | 500 – 750 kcmil (3) | — | — | Black 106H ^② (4) |
| LCB800 LCBN800 LCC800 LCCN800 | 800 kcmil | 3 | — | CD-940-800 ^④ Orange P107 (4) | — | — | — | — |
| LCB1000 LCBN1000 LCC1000 LCCN1000 SCL1000 | 1000 kcmil | 3-1/16 3 | — | CD-940-1000 ^④ White P125 (4) | — | — | — | Yellow 125H ^② (4) |

②Half width dies.

③CD-920 dies can be used with CT-940CH and CT-2940 tools with CD-940-DA adapter.

④CD-940 dies to be used exclusively with CT-940CH and CT-2940 tools.

⑤Maximum size: 500 kcmil lugs and 250 kcmil splices.

⑥Maximum size: 250 kcmil lugs and splices. No extended wire range.

⑨Maximum size: 500 kcmil lugs and splices.

For use with
Copper
Conductors

Installation Tooling and Die Selections for: Types LCB, LCBN, LCC, LCCN and SCL (continued)

| Thomas & Betts | | | Burdny | | | Anderson | Penn-Union | Greenlee |
|--|---|--|---|--|--|------------|------------|------------|
| TBM15, TBM15I, TBM15BSCR | TBM8-750M-1, TBM8-750, TBM750BSCR®, TBM8-750BSCR | TBM14M, TBM14BSCR, BPLT14BSCR, 13100A | Y35, Y35BH, Y39, Y39BH, Y750, Y750-2, Y750BH, Y750HS, Y750BH-2, PAT750, BAT750, BAT35 | Y45 ^② , Y46 ^② | Y644M, Y644HS, Y644MBH, PAT644, BAT644 | VC6 | TDY-1 | 1989 |
| Die Part Number/Color Code and Die Index Number/(Number Of Crimps) | | | | | | | | |
| White 66 (3) | STD (3) | White 66 (3) | U30RT White 17 (3) | U30RT White 17 (3) | STD (1) | STD (3) | STD (2) | STD (1) |
| Red 71 ^② (4) | STD (3) | Red 71 (4) | U31RT Red 18 (3) | U31RT Red 18 (3) | STD (1) | STD (3) | STD (2) | STD (1) |
| Blue ^② (4) | STD (3) | Blue 76 (4) | U32RT Blue 19 (3) | U32RT Blue 19 (3) | STD (1) | STD (3) | STD (2) | STD (1) |
| Brown 87 ^② (4) | STD (3) | Brown 87 (4) | U34RT Brown 20 (3) | U34RT Brown 20 (3) | STD (1) | STD (3) | STD (2) | STD (1) |
| Green 94 ^② (4) | STD (4) | Green 94 (4) | U36RT Green 22 (4) | U36RT Green 22 (4) | STD (1) | — | STD (4) | — |
| Black 106 ^② (4) | STD (4) | Black 106 (4) | U39RT Black 24 (5) | U39RT Black 24 (5) | STD (1) | — | STD (2) | — |
| — | — | — | — | — | — | — | — | — |
| 125 ^② (4) | — | 125 ^② (4) | — | S44RT White 27 (6) | — | — | — | — |

②Half width dies.

⑦Requires U die adapter.

⑧Minimum size: #4 AWG lugs and splices.

A.
System
Overview

B1.
Cable Ties

B2.
Cable
Accessories

B3.
Stainless
Steel Ties

C1.
Wiring
Duct

C2.
Surface
Raceway

C3.
Abrasion
Protection

C4.
Cable
Management

D1.
Terminals

D2.
Power
Connectors

D3.
Grounding
Connectors

E1.
Labeling
Systems

E2.
Labels

E3.
Pre-Printed
& Write-On
Markers

E4.
Permanent
Identification

E5.
Lockout/
Tagout
& Safety
Solutions

F.
Index

A. System Overview

B1. Cable Ties

B2. Cable Accessories

B3. Stainless Steel Ties

C1. Wiring Duct

C2. Surface Raceway

C3. Abrasion Protection

C4. Cable Management

D1. Terminals

D2. Power Connectors

D3. Grounding Connectors

E1. Labeling Systems

E2. Labels

E3. Pre-Printed & Write-On Markers

E4. Permanent Identification

E5. Lockout/Tagout & Safety Solutions

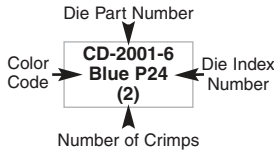
F. Index

For use with Copper Conductors

Installation Tooling and Die Selections for: Types LCBH, LCCH, and SCH

How to read this chart

For LCBH6 lug and CT-2001 crimping tool:



Panduit (See Compression Connector Tools Selection Guide, Pages D3.34 – D3.36)

Thomas & Betts

| Panduit Part Number L = Lug S = Splice | Std. Wire Size | Wire Strip Length (In.) | Panduit (See Compression Connector Tools Selection Guide, Pages D3.34 – D3.36) | | | | Thomas & Betts | | | |
|--|----------------|-------------------------|--|-------------------------|---|---|--|---------------|--------------------------|-----------------------------|
| | | | CT-1700 ^① | CT-720 | CT-920, CT-920CH, CT-2920, CT-930, CT-930CH, CT-2930, CT-2930/L, CT-2930/LE, CT-2931, CT-930LPCH ^② , CT-940CH ^② , CT-2940 ^③ , CT-2940/L ^③ , CT-2940/LE ^③ | Uni-Die™ CT-980, CT-980CH, CT-2950 ^⑤ , CT-2980 ^⑥ , CT-2980/L ^⑥ , CT-2980/LE ^⑥ , CT-2981 ^⑥ , CT-980LPCH ^⑥ Wire Range | CT-2001, CT-2001/L, CT-2001/LE, CT-2002, CT-2002/L, CT-3001, CT-3001/E | TBM5 | TBM6, TBM6S, 25000, TBM8 | TBM12 13642M |
| Die Part Number/Color Code and Die Index Number/(Number Of Crimps) | | | | | | | | | | |
| LCBH6 LCCH6 | #6 AWG | 1-1/8 | Blue P24 (3) | CD-720-1 Blue P24 (2) | CD-920-6 Blue P24 (1) | — | CD-2001-6 Blue P24 (2) | Blue 24 (1) | Blue 24 (1) | Blue 24 (1) |
| SCH6 | | 15/16 | | | | | | | | |
| LCBH4 LCCH4 | #4 AWG | 1-1/8 | Gray P29 (3) | CD-720-1 Gray P29 (2) | CD-920-4 Gray P29 (1) | #2 AWG SOL, #3 AWG STR (1) | CD-2001-4 Gray P29 (2) | Gray 29 (1) | Gray 29 (1) | Gray 29 (1) |
| SCH4 | | 15/16 | | | | | | | | |
| LCBH2 LCCH2 | #2 AWG | 1-1/4 | Brown P33 (3) | CD-720-1 Brown P33 (2) | CD-920-2 Brown P33 (1) | #6 – #4 AWG (1) | CD-2001-2 Brown P33 (2) | Brown 33 (1) | Brown 33 (1) | Brown 33 (1) |
| SCH2 | | 1 | | | | | | | | |
| LCBH1 LCCH1 | #1 AWG | 1-7/16 | Green P37 (3) | CD-720-2 Green P37 (2) | CD-920-1 Green P37 (1) | #6 – #2 AWG (1) | CD-2001-1 Green P37 (2) | Green 37 (1) | Green 37 (1) | Green 37 (1) |
| SCH1 | | 1 | | | | | | | | |
| LCBH1/0 LCCH1/0 | 1/0 AWG | 1-1/2 | — | CD-720-2 Pink P42 (2) | CD-920-1/0 Pink P42 (2) | #6 – #1 AWG (2) | CD-2001-1/0 Pink P42 (2) | Pink 42 (2) | Pink 42 (2) | Pink 42 (2) |
| SCH1/0 | | 1 | | | | | | | | |
| LCBH2/0 LCCH2/0 | 2/0 AWG | 1-9/16 | — | CD-720-2 Black P45 (3) | CD-920-2/0 Black P45 (3) | #4 – 1/0 AWG (2) | CD-2001-2/0 Black P45 (3) | Black 45 (3) | Black 45 (3) | Black 45 (2) |
| SCH2/0 | | 1-1/16 | | | | | | | | |
| LCBH3/0 LCCH3/0 | 3/0 AWG | 1-9/16 | — | CD-720-2 Orange P50 (3) | CD-920-3/0 Orange P50 (3) | #2 – 2/0 AWG (2) | CD-2001-3/0 Orange P50 (3) | Orange 50 (3) | Orange 50 (3) | Orange 50 (2) |
| SCH3/0 | | 1-3/16 | | | | | | | | |
| LCBH4/0 LCCH4/0 | 4/0 AWG | 1-5/8 | — | CD-720-3 Purple P54 (3) | CD-920-4/0 Purple P54 (3) | #1 – 3/0 AWG (2) | CD-2001-4/0 Purple P54 (3) | Purple 54 (3) | Purple 54 (3) | Purple 54 (3) |
| SCH4/0 | | 1-3/16 | | | | | | | | |
| LCBH250 LCCH250 | 250 kcmil | 1-11/16 | — | CD-720-3 Yellow P62 (4) | CD-920-250 Yellow P62 (3) | 1/0 – 4/0 AWG (3) | CD-2001-250 Yellow P62 (3) | Yellow 62 (4) | Yellow 62 (4) | Yellow 62 (2) |
| SCH250 | | 1-1/4 | | | | | | | | |
| LCBH300 LCCH300 | 300 kcmil | 2-5/16 | — | CD-720-4 White P66 (4) | CD-920-300 White P66 (3) | 2/0 AWG – 250 kcmil (3) | CD-2001-300 White P66 (3) | — | White 66 (4) | White 66H ^② (4) |
| SCH300 | | 2 | | | | | | | | |
| LCBH350 LCCH350 | 350 kcmil | 2-5/16 | — | CD-720-5 Red P71 (4) | CD-920-350 Red P71 (3) | 3/0 AWG – 300 kcmil (3) | CD-2001-350 Red P71 (3) | — | Red 71 (4) | Red 71H ^② (4) |
| SCH350 | | 2 | | | | | | | | |
| LCBH400 LCCH400 | 400 kcmil | 2-3/8 | — | CD-720-6 Blue P76 (4) | CD-920-400 Blue P76 (3) | 4/0 AWG – 350 kcmil (3) | CD-2001-400 Blue P76 (4) | — | Blue 76 (4) | Blue 76H ^② (4) |
| SCH400 | | 2-1/8 | | | | | | | | |
| LCBH500 LCCH500 | 500 kcmil | 2-9/16 | — | CD-720-7 Brown P87 (4) | CD-920-500 Brown P87 (3) | 4/0 AWG – 400 kcmil (3) | CD-2001-500 Brown P87 (4) | — | Brown 87 (4) | Brown 87H ^② (4) |
| SCH500 | | 2-1/4 | | | | | | | | |
| LCBH600 LCCH600 | 600 kcmil | 2-3/4 | — | — | CD-920-600 Green P94 (4) | 250 – 500 kcmil (3) | — | — | — | Green 94H ^② (4) |
| SCH600 | | 2-11/16 | | | | | | | | |
| LCBH750 LCCH750 | 750 kcmil | 2-15/16 | — | — | CD-920-750, CD-940-750 ^④ Black P106 (4) | 500 – 600 kcmil (3) | — | — | — | Black 106H ^② (4) |
| SCH750 | | 2-7/8 | | | | | | | | |
| LCBH1000 LCCH1000 | 1000 kcmil | 3-1/16 | — | — | CD-940-1000 ^④ Green P125 (4) | — | — | — | — | 125H ^② (4) |
| SCH1000 | | 3 | | | | | | | | |

①The CT-1700 crimp die pockets are integrated into the tool frame.

②Half width dies.

③CD-920 dies can be used with CT-940CH and CT-2940 tools with CD-940-DA adapter.

④CD-940 dies to be used exclusively with CT-940CH and CT-2940 tools.

⑤Maximum size: 500 kcmil lugs and 250 kcmil splices.

⑥Maximum size: 250 kcmil lugs and splices. No extended wire range.

⑦Maximum size: 500 kcmil lugs and splices.

For use with
Copper
Conductors

Installation Tooling and Die Selections for: Types LCBH, LCCH, and SCH (continued)

| Thomas & Betts | | | Burdndy | | | | Anderson | Penn-Union | Greenlee |
|--|---|--|------------|---|--|---|------------|------------|------------|
| TBM15, TBM15I, TBM15BSCR | TBM8-750M-1, TBM8-750, TBM8-750BSCR, TBM750BSCR [®] | TBM14M, TBM14BSCR, BPLT14BSCR, 13100A | MY29 | Y39, Y35, Y35BH, BAT35, Y750, Y750BH-2, Y750HS, Y750-2, BAT750, PAT750, Y39BH, Y750BH | Y45 [Ⓣ] , Y46 [Ⓣ] | Y644, Y644HS, PAT644, BAT644, Y644MBH | VC6 | TDY-1 | 1989 |
| Die Part Number/Color Code and Die Index Number/(Number of Crimps) | | | | | | | | | |
| Blue 24 (1) | STD (1) | Blue 24 (1) | 6 (1) | U5CRT Blue 7 (1) | U5CRT Blue 7 (1) | STD (1) | STD (1) | — | — |
| Gray 29 (1) | STD (1) | Gray 29 (1) | 4 (1) | U4CRT Gray 8 (1) | U4CRT Gray 8 (1) | STD (1) | STD (1) | — | STD (1) |
| Brown 33 (1) | STD (1) | Brown 33 (1) | 2 (1) | U2CRT Brown 10 (2) | U2CRT Brown 10 (2) | STD (1) | STD (1) | STD (1) | STD (1) |
| Green 37 (1) | STD (1) | Green 37 (1) | 1 (1) | U1CRT Green 11 (2) | U1CRT Green 11 (2) | STD (1) | STD (1) | STD (1) | STD (1) |
| Pink 42H [Ⓣ] (4) | STD (2) | Pink 42H [Ⓣ] (4) | 1/0 (2) | U25RT Pink 12 (2) | U25RT Pink 12 (2) | STD (1) | STD (1) | STD (1) | STD (1) |
| Black 45 (2) | STD (2) | Black 45 (2) | 2/0 (2) | U26RT Black 13 (2) | U26RT Black 13 (2) | STD (1) | STD (1) | STD (1) | STD (1) |
| Orange 50 (2) | STD (2) | Orange 50 (2) | 3/0 (2) | U27RT Orange 14 (2) | U27RT Orange 14 (2) | STD (1) | STD (2) | STD (1) | STD (1) |
| Purple 54H [Ⓣ] (4) | STD (2) | Purple 54H [Ⓣ] (4) | 4/0 (2) | U28RT Purple 15 (2) | U28RT Purple 15 (2) | STD (1) | STD (2) | STD (1) | STD (1) |
| Yellow 62 (2) | STD (2) | Yellow 62 (2) | 250 (2) | U29RT Yellow 16 (2) | U29RT Yellow 16 (2) | STD (1) | STD (2) | STD (2) | STD (1) |
| White 66H [Ⓣ] (4) | STD (3) | White 66 (4) | — | U30RT White 17 (3) | U30RT White 17 (3) | STD (1) | STD (3) | STD (2) | STD (1) |
| Red 71H [Ⓣ] (4) | STD (3) | Red 71H [Ⓣ] (4) | — | U31RT Red 18 (3) | U31RT Red 18 (3) | STD (1) | STD (3) | STD (2) | STD (1) |
| Blue 76H [Ⓣ] (4) | STD (3) | Blue 76 (4) | — | U32RT Blue 19 (3) | U32RT Blue 19 (3) | STD (1) | STD (3) | STD (2) | STD (1) |
| Brown 87H [Ⓣ] (4) | STD (3) | Brown 87H [Ⓣ] (4) | — | U34RT Brown 20 (3) | U34RT Brown 20 (3) | STD (1) | STD (3) | STD (2) | STD (1) |
| Green 94H [Ⓣ] (4) | STD (4) | Green 94H [Ⓣ] (4) | — | U36RT Green 22 (4) | U36RT Green 22 (4) | STD (1) | — | STD (2) | — |
| Black 106H [Ⓣ] (4) | STD (4) | Black 106H [Ⓣ] (4) | — | U39RT Black 24 (5) | U39RT Black 24 (5) | STD (1) | — | STD (2) | — |
| 125H [Ⓣ] (4) | — | 125H [Ⓣ] (4) | — | — | S44RT White 27 (6) | — | — | — | — |

ⓉHalf width dies.

ⓉRequires U die adapter.

ⓉMinimum size: #4 AWG lugs and splices.

A.
System
Overview

B1.
Cable Ties

B2.
Cable
Accessories

B3.
Stainless
Steel Ties

C1.
Wiring
Duct

C2.
Surface
Raceway

C3.
Abrasion
Protection

C4.
Cable
Management

D1.
Terminals

D2.
Power
Connectors

D3.
Grounding
Connectors

E1.
Labeling
Systems

E2.
Labels

E3.
Pre-Printed
& Write-On
Markers

E4.
Permanent
Identification

E5.
Lockout/
Tagout
& Safety
Solutions

F.
Index

A. System Overview

B1. Cable Ties

B2. Cable Accessories

B3. Stainless Steel Ties

C1. Wiring Duct

C2. Surface Raceway

C3. Abrasion Protection

C4. Cable Management

D1. Terminals

D2. Power Connectors

D3. Grounding Connectors

E1. Labeling Systems

E2. Labels

E3. Pre-Printed & Write-On Markers

E4. Permanent Identification

E5. Lockout/Tagout & Safety Solutions

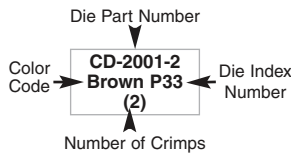
F. Index

For use with Copper Conductors

Installation Tooling and Die Selections for: Type SCT

How to read this chart

For SCT2-2 splice and CT-2001 crimping tool:



| Panduit (See Compression Connector Tools Selection Guide, Pages D3.34 – D3.36) | | | Thomas & Betts | | | | | | |
|--|----------------|-------------------------|--|-------------------------|---|--|--|---------------|---------------|
| Panduit Part Number | Std. Wire Size | Wire Strip Length (In.) | CT-1700 ^① | CT-720 | CT-920, CT-920CH, CT-2920, CT-930, CT-930CH, CT-2930, CT-2930/L, CT-2930/LE, CT-2931, CT-940CH ^③ , CT-2940 ^③ , CT-2940/L ^③ , CT-2940/LE ^③ | CT-980, CT-980CH, CT-2950 ^④ , CT-2980, CT-2980/L, CT-2980/LE, CT-2981 | CT-2001, CT-2001/L, CT-2001/LE, CT-2002, CT-2002/L, CT-3001, CT-3001/E | TBM5 | TBM8 |
| | Main Tap | Main Tap | Die Part Number/Color Code and Die Index Number/(Number of Crimps) | | | | | | |
| SCT2-2 | #2 AWG | 2 | Brown P33 (3) | CD-720-1 Brown P33 (2) | CD-920-2 Brown P33 (1) | STD (1) | CD-2001-2 Brown P33 (2) | Brown 33 (1) | Brown 33 (1) |
| | #2 AWG | 1-9/16 | | CD-720-2 Pink P42 (2) | CD-920-1/0 Pink P42 (2) | STD (1) | CD-2001-1/0 Pink P42 (2) | Pink 42 (2) | Pink 43 (2) |
| SCT1/0-1/0 | 1/0 AWG | 2-1/16 | Pink P42 (3) | CD-720-2 Black P45 (3) | CD-920-2/0 Black P45 (3) | STD (1) | CD-2001-2/0 Black P45 (3) | Black 45 (3) | Black 45 (3) |
| | 1/0 AWG | 1-9/16 | | CD-720-2 Pink P42 (3) | CD-920-1/0 Pink P42 (3) | STD (1) | CD-2001-1/0 Pink P42 (3) | Pink 42 (3) | Pink 42 (3) |
| SCT2/0-2/0 | 2/0 AWG | 2-1/16 | — | CD-720-3 Purple P54 (3) | CD-920-4/0 Purple P54 (3) | STD (1) | CD-2001-4/0 Purple P54 (3) | Purple 54 (3) | Purple 54 (3) |
| | 2/0 AWG | 1-9/16 | | CD-720-3 Yellow P62 (4) | CD-920-250 Yellow P62 (3) | STD (1) | CD-2001-250 Yellow P62 (3) | Yellow 62 (4) | Yellow 62 (4) |
| SCT4/0-1/0 | 4/0 AWG | 2-1/16 | — | CD-720-4 White P65 (4) | CD-920-300 White P65 (3) | STD (1) | CD-2001-300 White P66 (3) | — | White 66 (4) |
| | 1/0 AWG | 1-9/16 | | CD-720-5 Red P71 (4) | CD-920-350 Red P71 (3) | STD (1) | CD-2001-350 Red P71 (3) | — | Red 71 (4) |
| SCT4/0-4/0 | 4/0 AWG | 2-1/8 | — | CD-720-7 Brown P87 (4) | CD-920-500 Brown P87 (3) | STD (1) | CD-2001-500 Brown P87 (4) | — | Brown 87 (4) |
| | 4/0 AWG | 1-11/16 | | CD-720-3 Purple P54 (4) | CD-920-4/0 Purple P54 (4) | | CD-2001-4/0 Purple P54 (4) | — | Purple 54 (4) |
| SCT250-250 | 250 kcmil | 2-3/16 | — | CD-720-7 Brown P87 (4) | CD-920-500 Brown P87 (3) | STD (1) | CD-2001-500 Brown P87 (4) | — | Brown 87 (4) |
| | 250 kcmil | 1-11/16 | | CD-720-7 Brown P87 (4) | CD-920-500 Brown P87 (3) | | CD-2001-500 Brown P87 (4) | — | Brown 87 (4) |
| SCT300-300 | 300 kcmil | 2-13/16 | — | CD-720-7 Brown P87 (4) | CD-920-500 Brown P87 (3) | STD (1) | CD-2001-500 Brown P87 (4) | — | Brown 87 (4) |
| | 300 kcmil | 2-1/16 | | CD-720-7 Brown P87 (4) | CD-920-500 Brown P87 (3) | | CD-2001-500 Brown P87 (4) | — | Brown 87 (4) |
| SCT350-350 | 350 kcmil | 2-13/16 | — | CD-720-7 Brown P87 (4) | CD-920-500 Brown P87 (3) | STD (1) | CD-2001-500 Brown P87 (4) | — | Brown 87 (4) |
| | 350 kcmil | 2-1/16 | | CD-720-7 Brown P87 (4) | CD-920-500 Brown P87 (3) | | CD-2001-500 Brown P87 (4) | — | Brown 87 (4) |
| SCT500-4/0 | 500 kcmil | 2-15/16 | — | CD-720-7 Brown P87 (4) | CD-920-500 Brown P87 (3) | STD (1) | CD-2001-500 Brown P87 (4) | — | Brown 87 (4) |
| | 4/0 AWG | 2-15/16 | | CD-720-7 Brown P87 (4) | CD-920-500 Brown P87 (3) | | CD-2001-500 Brown P87 (4) | — | Brown 87 (4) |
| SCT500-500 | 500 kcmil | 3-1/8 | — | CD-720-7 Brown P87 (4) | CD-920-500 Brown P87 (3) | STD (1) | CD-2001-500 Brown P87 (4) | — | Brown 87 (4) |
| | 500 kcmil | 2-9/16 | | CD-720-7 Brown P87 (4) | CD-920-500 Brown P87 (3) | | CD-2001-500 Brown P87 (4) | — | Brown 87 (4) |

① The CT-1700 crimp die pockets are integrated into the tool frame.
 ③ CD-920 dies can be used with CT-940CH and CT-2940 tools with CD-940-DA adapter.
 ④ Maximum size: 250 kcmil.

For use with
Copper
Conductors

Installation Tooling and Die Selections for: Type SCT (continued)

| Thomas & Betts | | | | Burdndy | | | Anderson | Penn-Union | Greenlee |
|--|--------------------------------|---|--|------------|---|---|------------|------------|------------|
| TBM12 13642M | TBM15, TBM15I, TBM15BSCR | TBM8-750M-1, TBM8-750, TBM8-750BSCR | TBM14M, TBM14BSCR, BPLT14BSCR, 13100A | MY29 | Y39, Y35, Y35BH, Y750HS, Y750, BAT35, Y45, Y39BH, Y46, Y750-2, BAT750, PAT750, Y750BH-2, Y750BH | Y644, Y644HS, PAT644, BAT644, Y644MBH | VC6 | TDY-1 | 1989 |
| Die Part Number/Color Code and Die Index Number/(Number of Crimps) | | | | | | | | | |
| Brown 33 (1) | Brown 33 (1) | STD (1) | Brown 33 (1) | 2 (1) | U2CRT Brown 10 (2) | STD (1) | STD (1) | STD (1) | STD (1) |
| Pink 42H ^② (2) | Pink 42H ^② (4) | STD (2) | Pink 42H ^② (4) | 1/0 (2) | U25RT Pink 12 (2) | STD (1) | STD (1) | STD (1) | STD (1) |
| Black 45 (2) | Black 45 (2) | STD (2) | Black 45 (2) | 2/0 (2) | U26RT Black 13 (2) | STD (1) | STD (1) | STD (1) | STD (1) |
| Pink 42 (2) | Pink 42H ^② (4) | STD (2) | Pink 42H ^② (4) | 1/0 (2) | U25RT Pink 12 (2) | STD (1) | STD (2) | STD (1) | STD (1) |
| Purple 54 (2) | Purple 54H (4) | STD (2) | Purple 54H ^② (4) | 4/0 (2) | U28RT Purple 15 (2) | STD (1) | STD (2) | STD (1) | STD (1) |
| Yellow 62 (2) | Yellow 62 (2) | STD (2) | Yellow 62 (2) | 250 (2) | U29RT Yellow 16 (2) | STD (1) | STD (2) | STD (1) | STD (1) |
| White 66H ^② (4) | White 66H ^② (4) | STD (3) | White 66H ^② (4) | — | U30RT White 17 (3) | STD (1) | STD (3) | STD (2) | STD (1) |
| Red 71H ^② (4) | Red 71H ^② (4) | STD (3) | Red 71 (3) | — | U31RT Red 18 (3) | STD (1) | STD (3) | STD (2) | STD (1) |
| Brown 87H ^② (4) | Brown 87H ^② (4) | STD (3) | Brown 87 (3) | — | U34RT Brown 20 (3) | STD (1) | STD (3) | STD (2) | STD (1) |
| Olive 54 (4) | Olive 54H ^② (4) | | Olive 54H ^② (3) | — | U28RT Purple 15 (3) | | | | |
| Brown 87H ^② (4) | Brown 87H ^② (4) | STD (3) | Brown 87H ^② (4) | — | U34RT Brown 20 (3) | STD (1) | STD (3) | STD (2) | STD (1) |

②Half width dies.

A.
System
Overview

B1.
Cable Ties

B2.
Cable
Accessories

B3.
Stainless
Steel Ties

C1.
Wiring
Duct

C2.
Surface
Raceway

C3.
Abrasion
Protection

C4.
Cable
Management

D1.
Terminals

D2.
Power
Connectors

D3.
Grounding
Connectors

E1.
Labeling
Systems

E2.
Labels

E3.
Pre-Printed
& Write-On
Markers

E4.
Permanent
Identification

E5.
Lockout/
Tagout
& Safety
Solutions

F.
Index

A. System Overview

B1. Cable Ties

B2. Cable Accessories

B3. Stainless Steel Ties

C1. Wiring Duct

C2. Surface Raceway

C3. Abrasion Protection

C4. Cable Management

D1. Terminals

D2. Power Connectors

D3. Grounding Connectors

E1. Labeling Systems

E2. Labels

E3. Pre-Printed & Write-On Markers

E4. Permanent Identification

E5. Lockout/Tagout & Safety Solutions

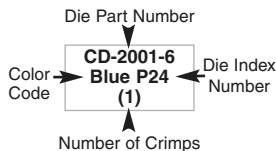
F. Index

For use with Copper Conductors

Installation Tooling and Die Selections for: Types LCAX, LCAXN, LCBX, LCDX, LCDXN and LCCX

How to read this chart

For LCAX6 lug and CT-2001 crimping tool:



Panduit (See Compression Connector Tools Selection Guide, Pages D3.34 – D3.36)

| Panduit Part Number | Std. Wire Size | Cable Classes | Wire Strip Length (In.) | Die Part Number/Color Code and Die Index Number (Number Of Crimps) | | |
|--|----------------|---|-------------------------|--|--|---|
| | | | | CT-1700 ^① | CT-2001, CT-2001/L, CT-2001/LE, CT-2002, CT-2002/L, CT-3001, CT-3001/E | CT-920, CT-920CH, CT-2920, CT-930, CT-930CH, CT-2930, CT-2930/L, CT-2930/LE, CT-2931, CT-2940 ^③ , CT-2940/L ^③ , CT-2940/LE ^③ , CT-940CH ^③ |
| LCAX8, LCDX8, LCDXN8, LCEX8, LCJX8 | #8 AWG | Compact, B, G, H, I, K, M, Locomotive (DLO) | 1/2 | Red P21 (2) | CD-2001-8 Red P21 (1) | CD-920-8 Red P21 (1) |
| LCBX8, LCCX8 | | | 3/4 | Red P21 (3) | CD-2001-8 Red P21 (2) | |
| LCAX6, LCDX6, LCDXN6, LCEX6, LCJX6 | #6 AWG | Compact, B, G, H, I, K, M, Locomotive (DLO) | 9/16 | Blue P24 (2) | CD-2001-6 Blue P24 (1) | CD-920-6 Blue P24 (1) |
| LCBX6, LCCX6 | | | 1-1/8 | Blue P24 (3) | CD-2001-6 Blue P24 (2) | |
| LCAX4, LCDX4, LCDXN4, LCEX4, LCJX4 | #4 AWG | Compact, B, G, H, I, K, M | 5/8 | Gray P29 (2) | CD-2001-4 Gray P29 (1) | CD-920-4 Gray P29 (1) |
| | #5, #4, #3 | Locomotive (DLO) | | | | |
| LCBX4, LCCX4 | #4 AWG | Compact, B, G, H, I, K, M | 1-1/8 | Gray P29 (3) | CD-2001-4 Gray P29 (2) | |
| | #5, #4, #3 | Locomotive (DLO) | | | | |
| LCAX2, LCDX2, LCDXN2, LCEX2, LCJX2 | #2 AWG | Compact, B, G, H, I, K, M, Locomotive (DLO) | 11/16 | Brown P33 (2) | CD-2001-2 Brown P33 (1) | CD-920-2 Brown P33 (1) |
| LCBX2, LCCX2 | | | 1-7/16 | Brown P33 (3) | CD-2001-2 Brown P33 (2) | |
| LCAX1, LCDX1, LCDXN1, LCEX1, LCJX1 | #1 AWG | Compact, B, G, H, I, K, M, Locomotive (DLO) | 3/4 | — | CD-2001-1 Green P37 (1) | CD-920-1 Green P37 (1) |
| LCBX1, LCCX1 | | | 1-1/2 | | CD-2001-1 Green P37 (2) | CD-920-1 Green P37 (2) |
| LCAX1/0, LCDX1/0, LCDXN1/0, LCEX1/0, LCJX1/0 | 1/0 AWG | Compact, B, G, H, I, K, M, Locomotive (DLO) | 3/4 | — | CD-2001-1/0 Pink P42 (2) | CD-920-1/0 Pink P42 (1) |
| LCBX1/0, LCCX1/0 | | | 1-9/16 | | CD-2001-1/0 Pink P42 (3) | CD-920-1/0 Pink P42 (3) |
| LCAX2/0, LCDX2/0, LCDXN2/0, LCEX2/0, LCJX2/0 | 2/0 AWG | Compact, B, G, H, I, K, M, Locomotive (DLO) | 7/8 | — | CD-2001-2/0 Black P45 (2) | CD-920-2/0 Black P45 (1) |
| LCBX2/0, LCCX2/0 | | | 1-9/16 | | CD-2001-2/0 Black P45 (3) | CD-920-2/0 Black P45 (3) |
| LCAX3/0, LCDX3/0, LCDXN3/0, LCEX3/0, LCJX3/0 | 3/0 AWG | Compact, B, G, H, I, K, M, Locomotive (DLO) | 1 | — | CD-2001-3/0 Orange P50 (2) | CD-920-3/0 Orange P50 (1) |
| LCBX3/0, LCCX3/0 | | | 1-5/8 | | CD-2001-3/0 Orange P50 (3) | CD-920-3/0 Orange P50 (3) |

①The CT-1700 crimp die pockets are integrated into the tool frame.
 ②CD-920 dies can be used with CT-940CH and CT-2940 tools with CD-940-DA adapter.
 ③Does not include class K flex conductor with Burndy tools.
 ④Does not include class M flex conductor with Thomas and Betts tools.
 ⑤Does not include class K and M flex conductor with Thomas and Betts tools.
 ⑥Does not include class K flex conductor with Thomas and Betts tools.

For use with
Copper
Conductors

Installation Tooling and Die Selections for: Types LCAX, LCAXN, LCBX, LCDX, LCDXN and LCCX (continued)

| Thomas & Betts | | | | | | Burdny | | | |
|--|---------------------------|-----------------------------------|----------------------------|--------------------------|--------------------------------|----------------------------|-------|---|---------------|
| TBM12 | TBM8 | TBM6, 25000 | TBM6BSCR, TBM6H | TBM8-750, TBM8-750M-1 | TBM14BSCR, TBM14M, TBM15 | BCT500HS, Y500CT-HS | Y644M | Y35, Y39, Y750, Y46 [®] , Y750-2, Y750BH, BAT35-14V, BAT750-14V, Pat750-18V | MRC840 |
| Die Part Number/Color Code and Die Index Number/(Number of Crimps) | | | | | | | | | |
| TBM12D-1 Red 21 (1) | 13461 Red 21 (1) | 13475 & 13477 Red 21 (1) | 6TON21 Red 21 (1) | STD (1) | 15520 Red 21 (1) | W8CRT Red 49 (1) | — | U8CRT Red 49 (1) | Red 49 (1) |
| TBM12D-1 Red 21 (2) | 13461 Red 21 (2) | 13475 & 13477 Red 21 (2) | 6TON21 Red 21 (2) | STD (2) | 15520 Red 21 (2) | W8CRT Red 49 (2) | — | U8CRT Red 49 (2) | Red 49 (2) |
| TBM12D-1 Blue 24 (1) | 13461 Blue 24 (1) | 13475 & 13477 Blue 24 (1) | 6TON24 Blue 24 (1) | STD (1) | 15522 Blue 24 (1) | W5CRT Blue 7 (1) | (1) | U5CRT Blue 7 (1) | Blue 7 (1) |
| TBM12D-1 Blue 24 (2) | 13461 Blue 24 (2) | 13475 & 13477 Blue 24 (2) | 6TON24 Blue 24 (2) | STD (2) | 15522 Blue 24 (2) | W5CRT Blue 7 (2) | (2) | U5CRT Blue 7 (2) | Blue 7 (2) |
| TBM12D-2 Gray 29 (1) | 13461 Gray 29 (1) | 13472 & 13476 Gray 29 (1) | 6TON29 Gray 29 (1) | STD (1) | 15527-CK Gray 29 (1) | W4CRT Gray 8 (1) | (1) | U4CRT Gray 8 (1) | — |
| TBM12D-2 Gray 29 (3) | 13461 Gray 29 (2) | 13472 & 13476 Gray 29 (3) | 6TON29 Gray 29 (2) | STD (3) | 15527-CK Gray 29 (2) | W4CRT Gray 8 (2) | (2) | U4CRT Gray 8 (2) | — |
| TBM12D-2 Brown 33 (1) | 13461 Brown 33 (1) | 13474 & 13477 Brown 33 (1) | 6TON33 Brown 33 (1) | STD (1) | 15528 Brown 33 (1) | W2CRT Brown 10 (1) | (1) | U2CRT Brown 10 (1) | — |
| TBM12D-2 Brown 33 (3) | 13461 Brown 33 (3) | 13474 & 13477 Brown 33 (3) | 6TON33 Brown 33 (2) | STD (3) | 15528 Brown 33 (2) | W2CRT Brown 10 (2) | (2) | U2CRT Brown 10 (2) | — |
| TBM12D-1 Green 37 (1) | 13462 Green 37 (1) | 13474 & 13477 Green 37 (1) | 6TON37 Green 37 (1) | STD (1) | 15513-CK Green 37 (1) | W1CRT-1 Green 11 (1) | (1) | U1CRT Green 11 (1) | — |
| TBM12D-3 Green 37 (3) | 13462 Green 37 (3) | 13474 & 13477 Green 37 (3) | 6TON37 Green 37 (2) | STD (3) | 15513-CK Green 37 (2) | W1CRT-1 Green 11 (2) | (2) | U1CRT Green 11 (2) | — |
| TBM12D-3 Pink 42 (1) | 13462 Pink 42 (1) | 13475 & 13477 Pink 42 (2) | 6TON42 Pink 42 (2) | STD (1) | 15508 Pink 42 (2) | W25RT Pink 12 (2) | (1) | U25RT Pink 12 (1) | — |
| TBM12D-3 Pink 42 (3) | 13462 Pink 42 (3) | 13475 & 13477 Pink 42 (3) | 6TON42 Pink 42 (3) | STD (3) | 15508 Pink 42 (3) | W25RT Pink 12 (3) | (2) | U25RT Pink 12 (2) | — |
| TBM12D-4 Blk/Gold 45 (1) | 13462 Black 45 (2) | 13474 & 13477 Black 45 (2) | 6TON45 Black 45 (2) | STD (1) | 15526 Black 45 (1) | W26RT Black 13 (2) | (1) | U26RT Black 13 (1) | — |
| TBM12D-4 Blk/Gold 45 (3) | 13462 Black 45 (4) | 13474 & 13477 Black 45 (3) | 6TON45 Black 45 (3) | STD (3) | 15526 Black 45 (2) | W26RT Black 13 (3) | (2) | U26RT Black 13 (2) | — |
| TBM12D-4 Org/Tan 50 (1) | 13462 Orange 50 (2) | 13474 & 13477 Orange 50 (2) | 6TON50 Orange 50 (2) | STD (1) | 15530 Orange 50 (2) | W27RT Orange 14 (2) | (1) | U27RT Orange 14 (1) | — |
| TBM12D-4 Org/Tan 50 (3) | 13462 Orange 50 (4) | 13474 & 13477 Orange 50 (3) | 6TON50 Orange 50 (3) | STD (3) | 15530 Orange 50 (3) | W27RT Orange 14 (4) | (2) | U27RT Orange 14 (2) | — |

®Requires U die adapter.

Chart continues on pages D3.72–D3.73

A.
System
Overview

B1.
Cable Ties

B2.
Cable
Accessories

B3.
Stainless
Steel Ties

C1.
Wiring
Duct

C2.
Surface
Raceway

C3.
Abrasion
Protection

C4.
Cable
Management

D1.
Terminals

D2.
Power
Connectors

D3.
Grounding
Connectors

E1.
Labeling
Systems

E2.
Labels

E3.
Pre-Printed
& Write-On
Markers

E4.
Permanent
Identification

E5.
Lockout/
Tagout
& Safety
Solutions

F.
Index

A. System Overview

B1. Cable Ties

B2. Cable Accessories

B3. Stainless Steel Ties

C1. Wiring Duct

C2. Surface Raceway

C3. Abrasion Protection

C4. Cable Management

D1. Terminals

D2. Power Connectors

D3. Grounding Connectors

E1. Labeling Systems

E2. Labels

E3. Pre-Printed & Write-On Markers

E4. Permanent Identification

E5. Lockout/Tagout & Safety Solutions

F. Index

For use with Copper Conductors

Installation Tooling and Die Selections for: Types LCAX, LCAXN, LCBX, LCDX, LCDXN and LCCX (continued)

Panduit (See Compression Connector Tools Selection Guide, Pages D3.34 – D3.36)

| Panduit Part Number | Std. Wire Size | Cable Classes | Wire Strip Length (In.) | Die Part Number/Color Code and Die Index Number/(Number Of Crimps) | | |
|--|----------------|--|-------------------------|--|--|---|
| | | | | CT-1700 ^① | CT-2001, CT-2001/L, CT-2001/LE, CT-2002, CT-2002/L, CT-3001, CT-3001/E | CT-920, CT-920CH, CT-2920, CT-930, CT-930CH, CT-2930, CT-2930/L, CT-2930/LE, CT-2931, CT-2940 ^③ , CT-2940/L ^③ , CT-2940/LE ^③ , CT-940CH ^③ |
| LCAX4/0, LCDX4/0, LCDXN4/0, LCEX4/0, LCJX4/0 | 4/0 AWG | Compact, B, G, H, I, K, M, Locomotive (DLO) ^⑦ | 1-1/16 | — | CD-2001-4/0 Purple P54 (2) | CD-920-4/0 Purple P54 (1) |
| LCBX4/0, LCCX4/0 | | | 2-5/16 | | CD-2001-4/0 Purple P54 (3) | CD-920-4/0 Purple P54 (3) |
| LCAX250, LCAXN250, LCDX250, LCDXN250, LCEX250, LCJX250 | 250 kcmil | G, H, I, K, M | 1-1/16 | — | CD-2001-250 Yellow P62 (2) | CD-920-250 Yellow P62 (1) |
| LCBX250, LCCX250 | 262.6 kcmil | Locomotive (DLO) | 2-5/16 | | CD-2001-250 Yellow P62 (3) | CD-920-250 Yellow P62 (3) |
| LCAX300, LCDX300, LCDXN300, LCEX300, LCJX300 | 300 kcmil | G, H, I, K, M | 1-1/4 | — | CD-2001-350 Red P71 (2) | CD-920-350 Red P71 (2) |
| | 313.1 kcmil | Locomotive (DLO) | | | | |
| LCBX300, LCCX300 | 300 kcmil | G, H, I, K, M | 2-3/8 | — | CD-2001-350 Red P71 (4) | CD-920-350 Red P71 (3) |
| | 313.1 kcmil | Locomotive (DLO) | | | | |
| LCAX350, LCDX350, LCDXN350, LCEX350, LCJX350 | 350 kcmil | G, H, I, K, M | 1-3/8 | — | CD-2001-400 Blue P76 (2) | CD-920-400 Blue P76 (2) |
| | 373.7 kcmil | Locomotive (DLO) | | | | |
| LCBX350, LCCX350 | 350 kcmil | G, H, I, K, M | 2-9/16 | — | CD-2001-400 Blue P76 (4) | CD-920-400 Blue P76 (3) |
| | 373.7 kcmil | Locomotive (DLO) | | | | |
| LCAX450, LCDX450, LCDXN450, LCEX450, LCJX450 | 450 kcmil | G, H, I, K, M | 1-7/16 | — | — | CD-920-500 Brown P87 (2) |
| | 444.4 kcmil | Locomotive (DLO) | | | | |
| LCBX450, LCCX450 | 450 kcmil | G, H, I, K, M | 2-3/4 | — | — | CD-920-500 Brown P87 (4) |
| | 444.4 kcmil | Locomotive (DLO) | | | | |
| LCAX500, LCDX500, LCDXN500, LCEX500, LCJX500 | 500 kcmil | G, H, I, K, M | 1-9/16 | — | — | CD-920-500A Pink P99 (2) |
| LCBX500, LCCX500 | 535.3 kcmil | Locomotive (DLO) | 2-15/16 | | | CD-920-500A Pink P99 (4) |
| LCAX600, LCDX600, LCDXN600, LCEX600, LCJX600 | 600 kcmil | G, H, I | 1-9/16 | — | — | CD-920-500A Pink P99 (2) |
| LCAX650, LCDX650, LCDXN650, LCEX650, LCJX650 | 646.4 kcmil | Locomotive (DLO) | 1-1/2 | — | — | CD-940-750 ^④ Black P106 (2) |
| LCAX750, LCDX750, LCDXN750, LCEX750, LCJX750 | 777.7 kcmil | Locomotive (DLO) | 1-3/4 | — | — | CD-940-750X ^④ Yellow (2) |

①The CT-1700 crimp die pockets are integrated into the tool frame.
 ②CD-920 dies can be used with CT-940CH and CT-2940 tools with CD-940-DA adapter.
 ③CD-940 dies to be used exclusively with CT-940CH and CT-2940 tools.
 ⑦Does not include class M flex conductor with Thomas and Betts tools.

For use with
Copper
Conductors

Installation Tooling and Die Selections for: Types LCAX, LCAXN, LCBX, LCDX, LCDXN and LCCX (continued)

| Thomas & Betts | | | | | | Burndy | | | |
|---|------|----------------|---|--------------------------|--|---------------------------|-------|--|--------|
| TBM12 | TBM8 | TBM6, 25000 | TBM6BSCR, TBM6H | TBM8-750, TBM8-750M-1 | TBM14BSCR, TBM14M, TBM15 | BCT500HS, Y500CT-HS | Y644M | Y35, Y39, Y750, Y46 [Ⓢ] , Y750-2, Y750BH, BAT35-14V, BAT750-14V, PAT750-18V | MRC840 |
| Die Part Number/Color Code and Die Index Number (Number of Crimps) | | | | | | | | | |
| TBM12D-5 Purp/Olive 54 (1) | — | — | 6TON54 Purple 54 (2) | STD (1) | 15511 Purple 54 (2) | W28RT Purple 15 (2) | (1) | U28RT Purple 15 (1) | — |
| TBM12D-5 Purp/Olive 54 (4) | — | — | 6TON54 Purple 54 (4) | STD (4) | 15511 Purple 54 (4) | W28RT Purple 15 (4) | (3) | U28RT Purple 15 (3) | — |
| TBM12D-5 Yellow 62 (1) | — | — | 6TON62 Yellow 62 (2) | STD (1) | 15510-CK Yellow 62 (1) | W29RT Yellow 16 (2) | (1) | U29RT Yellow 16 (1) | — |
| TBM12D-5 Yellow 62 (3) | — | — | 6TON62 Yellow 62 (4) | STD (4) | 15510-CK Yellow 62 (2) | W29RT Yellow 16 (4) | (3) | U29RT Yellow 16 (3) | — |
| TBM12D-4 Red 71H [Ⓢ] (2) | — | — | 6TON71 Red 71H [Ⓢ] (2) | STD (2) | 15514-CK Red 71H [Ⓢ] (2) | W31RT Red 18 (2) | (1) | U31RT Red 18 (2) | — |
| TBM12D-4 Red 71H [Ⓢ] (4) | — | — | 6TON71 Red 71H [Ⓢ] (4) | STD (4) | 15514-CK Red 71H [Ⓢ] (4) | W31RT Red 18 (4) | (3) | U31RT Red 18 (4) | — |
| TBM12D-4 Blue 76H [Ⓢ] (2) | — | — | 6TON76 Blue 76H [Ⓢ] (2) | STD (2) | 15512 Blue 76H [Ⓢ] (2) | W32RT Blue 19 (3) | (1) | U32RT Blue 19 (2) | — |
| TBM12D-4 Blue 76H [Ⓢ] (4) | — | — | 6TON76 Blue 76H [Ⓢ] (4) | STD (4) | 15512 Blue 76H [Ⓢ] (4) | W32RT Blue 19 (4) | (3) | U32RT Blue 19 (4) | — |
| TBM12D-3 Brown 87H [Ⓢ] (2) | — | — | 6TON87 Brown 87H [Ⓢ] (2) | STD (2) | 15506 Brown 87H [Ⓢ] (2) | — | (1) | U34RT Brown 20 (2) | — |
| TBM12D-3 Brown 87H [Ⓢ] (4) | — | — | 6TON87 Brown 87H [Ⓢ] (4) | STD (4) | 15506 Brown 87H [Ⓢ] (4) | — | (4) | U34RT Brown 20 (4) | — |
| TBM12D-2 Pink 99H [Ⓢ] (2) | — | — | — | STD (2) | 15505 Pink 99H [Ⓢ] (2) | — | (1) | U38XRT Pink L99 (2) | — |
| TBM12D-2 Pink 99H [Ⓢ] (4) | — | — | — | STD (4) | 15505 Pink 99H [Ⓢ] (4) | — | (4) | U38XRT Pink L99 (4) | — |
| TBM12D-2 Pink 99H [Ⓢ] (2) | — | — | — | STD (2) | 15505 Pink 99H [Ⓢ] (2) | — | (1) | U38RT Pink 400 (2) | — |
| TBM12D-2 Black 106H [Ⓢ] (2) | — | — | — | — | 15515-CK Black 106H [Ⓢ] (2) | — | (1) | U39RT Black 24 (2) | — |
| TBM12D-1 Yellow 115H [Ⓢ] (2) | — | — | — | — | 15504 Yellow 115H [Ⓢ] (2) | — | (1) | U44XRT Yellow L115 (2) | — |

ⓈHalf width dies.

ⓈRequires U die adapter.

A.
System
Overview

B1.
Cable Ties

B2.
Cable
Accessories

B3.
Stainless
Steel Ties

C1.
Wiring
Duct

C2.
Surface
Raceway

C3.
Abrasion
Protection

C4.
Cable
Management

D1.
Terminals

D2.
Power
Connectors

D3.
Grounding
Connectors

E1.
Labeling
Systems

E2.
Labels

E3.
Pre-Printed
& Write-On
Markers

E4.
Permanent
Identification

E5.
Lockout/
Tagout
& Safety
Solutions

F.
Index

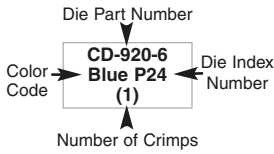
- A. System Overview
- B1. Cable Ties
- B2. Cable Accessories
- B3. Stainless Steel Ties
- C1. Wiring Duct
- C2. Surface Raceway
- C3. Abrasion Protection
- C4. Cable Management
- D1. Terminals
- D2. Power Connectors
- D3. Grounding Connectors
- E1. Labeling Systems
- E2. Labels
- E3. Pre-Printed & Write-On Markers
- E4. Permanent Identification
- E5. Lockout/Tagout & Safety Solutions
- F. Index

For use with Copper Conductors

Installation Tooling and Die Selections for: Types LCAF, LCCF, and SCSF

How to read this chart

For LCAF6 Lug and CT-2931 crimping tool:



Panduit (See Compression Connector Tools Selection Guide, Pages D3.34 – D3.36)

CT-930, CT-930CH, CT-2930, CT-2930/L, CT-2930/LE, CT-2931, CT-920, CT-920CH, CT-2920, CT-940CH, CT-2940, CT-2940/L, CT-2940/LE

Die Part Number/Color Code and Die Index Number/ (Number Of Crimps)

| Panduit Part Number | Std. Wire Size | Cable Classes | Wire Strip Length (In.) | Die Part Number/Color Code and Die Index Number/ (Number Of Crimps) | |
|-------------------------------|----------------|---------------------------|-----------------------------|---|-------------------------------|
| | | | | for LCAF, SCSF Parts | for LCCF Parts |
| LCAF8 LCCF8 SCSF8 | #8 AWG | Locomotive (DLO) | 13/16 11/16 | CD-920-8 Red P21 (1) | |
| LCAF6 LCCF6 SCSF6 | #6 AWG | K, M, Locomotive (DLO) | 7/8 1-5/16 13/16 | CD-920-6 Blue P24 (1) | CD-920-6 Blue P24 (2) |
| LCAF4 LCCF4 SCSF4 | #4 AWG | K, M, Locomotive (DLO) | 7/8 1-5/16 13/16 | CD-920-4 Gray P29 (1) | CD-920-4 Gray P29 (2) |
| LCAF2 LCCF2 SCSF2 | #2 AWG | K, M, Locomotive (DLO) | 15/16 1-7/16 7/8 | CD-920-2 Brown P33 (1) | CD-920-2 Brown P33 (2) |
| LCAF1 LCCF1 SCSF1 | #1 AWG | K, M, Locomotive (DLO) | 1 1-1/2 7/8 | CD-920-1/0 Pink P42 (1) | CD-920-1/0 Pink P42 (2) |
| LCAF1/0 LCCF1/0 SCSF1/0 | 1/0 AWG | K, M, Locomotive (DLO) | 1-7/16 1-9/16 1-3/16 | CD-920-2/0 Black P45 (2) | |
| LCAF2/0 LCCF2/0 SCSF2/0 | 2/0 AWG | K, M, Locomotive (DLO) | 1-7/16 1-9/16 1-3/16 | CD-920-3/0 Orange P50 (2) | |
| LCAF3/0 LCCF3/0 SCSF3/0 | 3/0 AWG | K, M, Locomotive (DLO) | 1-7/16 1-5/8 1-3/16 | CD-920-4/0 Purple P54 (2) | |
| LCAF4/0 LCCF4/0 SCSF4/0 | 4/0 AWG | K, M, Locomotive (DLO) | 1-7/16 1-11/16 1-3/16 | CD-920-250 Yellow P62 (2) | |

① CD-920 dies can be used with CT-940CH and CT-2940 tools with CD-940-DA adapter.

For use with
Copper
Conductors

Installation Tooling and Die Selections for: Types LCAF, LCCF, and SCSF (continued)

| | | | | Panduit (See Compression Connector Tools Selection Guide, Pages D3.34 – D3.36) | |
|-----------------------|--------------------------|---------------------------|-------------------------|---|---|
| | | | | CT-930, CT-930CH, CT-2930, CT-2930/L, CT-2930/LE, CT-2931, CT-920, CT-920CH, CT-2920, CT-940CH ^① , CT-2940 ^① , CT-2940/L ^① , CT-2940/LE ^① | |
| | | | | Die Part Number/Color Code and Die Index Number/ (Number Of Crimps) | |
| Panduit Part Number | Std. Wire Size | Cable Classes | Wire Strip Length (In.) | for LCAF, SCSF Parts | for LCCF Parts |
| L = Lug S = Splice | | | | | |
| LCAF250 | 250 kcmil 262.6 kcmil | K, M, Locomotive (DLO) | 1-3/4 | CD-920-300 White P66 (2) | CD-920-300 White P66 (3) |
| LCCF250 | | | 2-5/16 | | |
| SCSF250 | | | 1-3/16 | | |
| LCAF300 | 300 kcmil 313.1 kcmil | K, M, Locomotive (DLO) | 1-3/4 | CD-920-350 Red P71 (2) | CD-920-350 Red P71 (3) |
| LCCF300 | | | 2-3/8 | | |
| SCSF300 | | | 1-1/4 | | |
| LCAF350 | 350 kcmil 373.7 kcmil | K, M, Locomotive (DLO) | 1-15/16 | CD-920-400 Blue P76 (2) | CD-920-400 Blue P76 (3) |
| LCCF350 | | | 2-9/16 | | |
| SCSF350 | | | 1-1/2 | | |
| LCAF400 | 400 kcmil 444.4 kcmil | K, M, Locomotive (DLO) | 2-1/4 | CD-920-500 Brown P87 (2) | CD-920-500 Brown P87 (3) |
| LCCF400 | | | 2-3/4 | | |
| SCSF400 | | | 1-11/16 | | |
| LCAF500 | 500 kcmil 535.3 kcmil | K, M, Locomotive (DLO) | 2-5/16 | CD-920-500A Pink P99 (2) | CD-920-500A Pink P99 (3) |
| LCCF500 | | | 2-15/16 | | |
| SCSF500 | | | 1-5/8 | | |
| LCAF600 ^③ | 646.4 kcmil | Locomotive (DLO) | 2-3/8 | CD-920-750 Black P106 (2) | CD-920-750 Black P106 (3) |
| LCCF600 ^③ | | | 3 | | |
| SCSF600 ^③ | | | 1-5/8 | | |
| LCAF750 ^③ | 777.7 kcmil | Locomotive (DLO) | 2-7/16 | CD-940-800 ^② Orange P107 (2) | CD-940-800 ^② Orange P107 (4) |
| LCCF750 ^③ | | | 3-1/16 | | |
| SCSF750 ^③ | | | 1-5/8 | | |

① CD-920 dies can be used with CT-940CH and CT-2940 tools with CD-940-DA adapter.

② CD-940 dies to be used exclusively with CT-940CH and CT-2940 tools.

③ Can only be crimped with CT-940CH and CT-2940 tools.

A.
System
Overview

B1.
Cable Ties

B2.
Cable
Accessories

B3.
Stainless
Steel Ties

C1.
Wiring
Duct

C2.
Surface
Raceway

C3.
Abrasion
Protection

C4.
Cable
Management

D1.
Terminals

D2.
Power
Connectors

D3.
Grounding
Connectors

E1.
Labeling
Systems

E2.
Labels

E3.
Pre-Printed
& Write-On
Markers

E4.
Permanent
Identification

E5.
Lockout/
Tagout
& Safety
Solutions

F.
Index

A. System Overview

B1. Cable Ties

B2. Cable Accessories

B3. Stainless Steel Ties

C1. Wiring Duct

C2. Surface Raceway

C3. Abrasion Protection

C4. Cable Management

D1. Terminals

D2. Power Connectors

D3. Grounding Connectors

E1. Labeling Systems

E2. Labels

E3. Pre-Printed & Write-On Markers

E4. Permanent Identification

E5. Lockout/Tagout & Safety Solutions

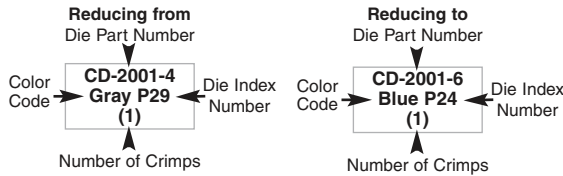
F. Index

For use with Copper Conductors

Installation Tooling and Die Selections for: Type RSC In-Line Reducing Splice

How to read this chart

For RSC4-6 splice and CT-2001 crimping tool:



| Panduit Part Number | Reducing From | | | Reducing To | | |
|---------------------|-----------------------------|---------------|-------------------------|-----------------------------|---------------|-------------------------|
| | Standard Wire Size | Cable Classes | Wire Strip Length (In.) | Standard Wire Size | Cable Classes | Wire Strip Length (In.) |
| RSC4-6 | #4 – #3 AWG STR, #2 AWG SOL | B, C, Compact | 1 | #6 AWG | B, C, Compact | 1-5/16 |
| RSC2-6 | #2 AWG | B, C, Compact | 1 | #6 AWG | B, C, Compact | 1-5/16 |
| RSC2-4 | #2 AWG | B, C, Compact | 1 | #4 – #3 AWG STR, #2 AWG SOL | B, C, Compact | 1-5/16 |
| RSC1/0-6 | 1/0 AWG | B, C, Compact | 1 | #6 AWG | B, C, Compact | 1-5/16 |
| RSC1/0-4 | 1/0 AWG | B, C, Compact | 1 | #4 – #3 AWG STR, #2 AWG SOL | B, C, Compact | 1-5/16 |
| RSC2/0-6 | 2/0 AWG | B, C, Compact | 1-1/16 | #6 AWG | B, C, Compact | 1-5/16 |
| RSC2/0-4 | 2/0 AWG | B, C, Compact | 1-1/16 | #4 – #3 AWG STR, #2 AWG SOL | B, C, Compact | 1-5/16 |
| RSC4/0-6 | 4/0 AWG | B, C, Compact | 1-1/16 | #6 AWG | B, C, Compact | 1-5/16 |
| RSC4/0-4 | 4/0 AWG | B, C, Compact | 1-1/16 | #4 – #3 AWG STR, #2 AWG SOL | B, C, Compact | 1-5/16 |
| RSC4/0-1/0 | 4/0 AWG | B, C, Compact | 1-1/16 | 1/0 AWG | B, C, Compact | 1-9/16 |
| RSC4/0-2/0 | 4/0 AWG | B, C, Compact | 1-1/16 | 2/0 AWG | B, C, Compact | 1-7/16 |
| RSC500-X4/0 | 500 kcmil | B, C, Compact | 1-7/8 | 4/0 AWG | I | 1-7/16 |
| RSC500-X350 | 500 kcmil | B, C, Compact | 1-7/8 | 350 kcmil | I | 1-7/8 |
| RSC750-4/0 | 750 kcmil | B, C, Compact | 2 | 4/0 AWG | B, C, Compact | 1-5/8 |
| RSC750-X4/0 | 750 kcmil | B, C, Compact | 2 | 4/0 AWG | I | 1-7/16 |
| RSC750-X350 | 750 kcmil | B, C, Compact | 2 | 350 kcmil | I | 1-7/8 |
| RSC750-500 | 750 kcmil | B, C, Compact | 2 | 500 kcmil | B, C, Compact | 1-7/8 |
| RSC750-X500 | 750 kcmil | B, C, Compact | 2 | 500 kcmil | I | 2 |
| RSC750-750 | 750 kcmil | B, C, Compact | 2 | 750 kcmil | B, C, Compact | 2 |
| RSCX750-4/0 | 750 kcmil | I | 2 | 4/0 AWG | B, C, Compact | 1-5/8 |
| RSCX750-750 | 750 kcmil | I | 2 | 750 kcmil | B, C, Compact | 2 |

For use with
Copper
Conductors

Installation Tooling and Die Selections for: Type RSC In-Line Reducing Splice (continued)

| Panduit (See Compression Connector Tools Selection Guide, Pages D3.34–D3.36) | | | | | | | |
|--|--------------|-------------------------|-------------------------|---|----------------------------|---|--|
| CT-1700 ^① | | CT-720 | | CT-2001, CT-2001/L, CT-2001/LE, CT-2002, CT-2002/L, CT-3001, CT-3001/E | | CT-930 ^⑤ , CT-930CH ^⑤ , CT-920 ^⑥ , CT-920CH ^⑥ , CT-2920 ^⑥ , CT-2940 ^③ , CT-2940/L ^③ , CT-2940/LE ^③ , CT-940CH ^③ , CT-2930 ^⑤ , CT-2930/L, CT-2930/LE ^⑤ , CT-2931 ^⑤ | |
| Reducing From | Reducing To | Reducing From | Reducing To | Reducing From | Reducing To | Reducing From | Reducing To |
| Die Part Number/Color Code and Die Index Number/ (Number Of Crimps) | | | | | | | |
| Gray P29 (2) | Blue P24 (2) | CD-720-1 Gray P29 (1) | CD-720-1 Blue P24 (1) | CD-2001-4 Gray P29 (1) | CD-2001-6 Blue P24 (1) | CD-920-4 Gray P29 (1) | CD-920-6 Blue P24 (1) |
| Brown P33 (2) | Blue P24 (2) | CD-720-1 Brown P33 (1) | CD-720-1 Blue P24 (1) | CD-2001-2 Brown P33 (1) | CD-2001-6 Blue P24 (1) | CD-920-2 Brown P33 (1) | CD-920-6 Blue P24 (1) |
| Brown P33 (2) | Gray P29 (2) | CD-720-1 Brown P33 (1) | CD-720-1 Gray P29 (1) | CD-2001-2 Brown P33 (1) | CD-2001-4 Gray P29 (1) | CD-920-2 Brown P33 (1) | CD-920-4 Gray P29 (1) |
| — | — | CD-720-2 Pink P42 (1) | CD-720-1 Blue P24 (1) | CD-2001-1/0 Pink P42 (1) | CD-2001-6 Blue P24 (1) | CD-920-1/0 Pink P42 (1) | CD-920-6 Blue P24 (1) |
| — | — | CD-720-2 Pink P42 (1) | CD-720-1 Gray P29 (1) | CD-2001-1/0 Pink P42 (1) | CD-2001-4 Gray P29 (1) | CD-920-1/0 Pink P42 (1) | CD-920-4 Gray P29 (1) |
| — | — | CD-720-2 Black P45 (2) | CD-720-1 Blue P24 (1) | CD-2001-2/0 Black P45 (2) | CD-2001-6 Blue P24 (1) | CD-920-2/0 Black P45 (1) | CD-920-6 Blue P24 (1) |
| — | — | CD-720-2 Black P45 (2) | CD-720-1 Gray P29 (1) | CD-2001-2/0 Black P45 (2) | CD-2001-4 Gray P29 (1) | CD-920-2/0 Black P45 (1) | CD-920-4 Gray P29 (1) |
| — | — | CD-720-3 Purple P54 (2) | CD-720-1 Blue P24 (1) | CD-2001-4/0 Purple P54 (2) | CD-2001-6 Blue P24 (1) | CD-920-4/0 Purple P54 (1) | CD-920-6 Blue P24 (1) |
| — | — | CD-720-3 Purple P54 (2) | CD-720-1 Gray P29 (1) | CD-2001-4/0 Purple P54 (2) | CD-2001-4 Gray P29 (1) | CD-920-4/0 Purple P54 (1) | CD-920-4 Gray P29 (1) |
| — | — | CD-720-3 Purple P54 (2) | CD-720-2 Pink P42 (2) | CD-2001-4/0 Purple P54 (2) | CD-2001-1/0 Pink P42 (2) | CD-920-4/0 Purple P54 (1) | CD-920-1/0 Pink P42 (2) |
| — | — | CD-720-3 Purple P54 (2) | CD-720-2 Black P45 (2) | CD-2001-4/0 Purple P54 (2) | CD-2001-2/0 Black P45 (2) | CD-920-4/0 Purple P54 (1) | CD-920-2/0 Black P45 (2) |
| — | — | CD-720-7 Brown P87 (2) | CD-720-3 Yellow P62 (2) | CD-2001-500 Brown P87 (3) | CD-2001-250 Yellow P62 (2) | CD-920-500 Brown P87 (2) | CD-920-250 Yellow P62 (2) |
| — | — | CD-720-7 Brown P87 (2) | CD-720-6 Blue P76 (2) | CD-2001-500 Brown P87 (3) | CD-2001-400 Blue P76 (3) | CD-920-500 Brown P87 (2) | CD-920-400 Blue P76 (2) |
| — | — | — | — | — | — | CD-920-750, CD-940-750 ^④ Black P106 (2) | CD-920-4/0 Purple P54 (1) |
| — | — | — | — | — | — | CD-920-750, CD-940-750 ^④ Black P106 (2) | CD-920-250 Yellow P62 (1) |
| — | — | — | — | — | — | CD-920-750, CD-940-750 ^④ Black P106 (2) | CD-920-400 Blue P76 (2) |
| — | — | — | — | — | — | CD-920-750, CD-940-750 ^④ Black P106 (2) | CD-920-500 Brown P87 (2) |
| — | — | — | — | — | — | CD-920-750, CD-940-750 ^④ Black P106 (2) | CD-920-500A Pink P99 (2) |
| — | — | — | — | — | — | CD-920-750, CD-940-750 ^④ Black P106 (2) | CD-920-750, CD-940-750 Black P106 (2) |
| — | — | — | — | — | — | CD-940-750X ^④ Yellow P115 (2) | CD-920-4/0 Purple P54 (1) |
| — | — | — | — | — | — | CD-940-750X ^④ Yellow P115 (2) | CD-940-750 ^④ Black P106 (2) |

①The CT-1700 crimp die pockets are integrated into the tool frame.
 ②CD-920 dies can be used with CT-940CH and CT-2940 tools with CD-940-DA adapter.
 ③CD-940 dies to be used with CT-940CH and CT-2940 tools.
 ④Maximum conductor size: 500 kcmil class I and 750 kcmil class I, B, C, Compact.
 ⑤Maximum conductor size: 250 kcmil class I and 400 kcmil class I, B, C, Compact.

For Burndy tooling, see pages D3.78 – D3.79
 For Thomas and Betts tooling, see pages D3.80 – D3.81

A.
System
Overview

B1.
Cable Ties

B2.
Cable
Accessories

B3.
Stainless
Steel Ties

C1.
Wiring
Duct

C2.
Surface
Raceway

C3.
Abrasion
Protection

C4.
Cable
Management

D1.
Terminals

D2.
Power
Connectors

D3.
Grounding
Connectors

E1.
Labeling
Systems

E2.
Labels

E3.
Pre-Printed
& Write-On
Markers

E4.
Permanent
Identification

E5.
Lockout/
Tagout
& Safety
Solutions

F.
Index

A.
System
Overview

B1.
Cable Ties

B2.
Cable
Accessories

B3.
Stainless
Steel Ties

C1.
Wiring
Duct

C2.
Surface
Raceway

C3.
Abrasion
Protection

C4.
Cable
Management

D1.
Terminals

D2.
Power
Connectors

D3.
Grounding
Connectors

E1.
Labeling
Systems

E2.
Labels

E3.
Pre-Printed
& Write-On
Markers

E4.
Permanent
Identification

E5.
Lockout/
Tagout
& Safety
Solutions

F.
Index

**For use with
Copper
Conductors**

Installation Tooling and Die Selections for: Type RSC In-Line Reducing Splice (continued)

| Panduit Part Number | Reducing From | | | Reducing To | | |
|---------------------|--------------------------------|---------------|-------------------------|--------------------------------|---------------|-------------------------|
| | Standard Wire Size | Cable Classes | Wire Strip Length (In.) | Standard Wire Size | Cable Classes | Wire Strip Length (In.) |
| RSC4-6 | #4 – #3 AWG STR, #2 AWG SOL | B, C, Compact | 1 | #6 AWG | B, C, Compact | 1-5/16 |
| RSC2-6 | #2 AWG | B, C, Compact | 1 | #6 AWG | B, C, Compact | 1-5/16 |
| RSC2-4 | #2 AWG | B, C, Compact | 1 | #4 – #3 AWG STR, #2 AWG SOL | B, C, Compact | 1-5/16 |
| RSC1/0-6 | 1/0 AWG | B, C, Compact | 1 | #6 AWG | B, C, Compact | 1-5/16 |
| RSC1/0-4 | 1/0 AWG | B, C, Compact | 1 | #4 – #3 AWG STR, #2 AWG SOL | B, C, Compact | 1-5/16 |
| RSC2/0-6 | 2/0 AWG | B, C, Compact | 1-1/16 | #6 AWG | B, C, Compact | 1-5/16 |
| RSC2/0-4 | 2/0 AWG | B, C, Compact | 1-1/16 | #4 – #3 AWG STR, #2 AWG SOL | B, C, Compact | 1-5/16 |
| RSC4/0-6 | 4/0 AWG | B, C, Compact | 1-1/16 | #6 AWG | B, C, Compact | 1-5/16 |
| RSC4/0-4 | 4/0 AWG | B, C, Compact | 1-1/16 | #4 – #3 AWG STR, #2 AWG SOL | B, C, Compact | 1-5/16 |
| RSC4/0-1/0 | 4/0 AWG | B, C, Compact | 1-1/16 | 1/0 AWG | B, C, Compact | 1-9/16 |
| RSC4/0-2/0 | 4/0 AWG | B, C, Compact | 1-1/16 | 2/0 AWG | B, C, Compact | 1-7/16 |
| RSC500-X4/0 | 500 kcmil | B, C, Compact | 1-7/8 | 4/0 AWG | I | 1-7/16 |
| RSC500-X350 | 500 kcmil | B, C, Compact | 1-7/8 | 350 kcmil | I | 1-7/8 |
| RSC750-4/0 | 750 kcmil | B, C, Compact | 2 | 4/0 AWG | B, C, Compact | 1-5/8 |
| RSC750-X4/0 | 750 kcmil | B, C, Compact | 2 | 4/0 AWG | I | 1-7/16 |
| RSC750-X350 | 750 kcmil | B, C, Compact | 2 | 350 kcmil | I | 1-7/8 |
| RSC750-500 | 750 kcmil | B, C, Compact | 2 | 500 kcmil | B, C, Compact | 1-7/8 |
| RSC750-X500 | 750 kcmil | B, C, Compact | 2 | 500 kcmil | I | 2 |
| RSC750-750 | 750 kcmil | B, C, Compact | 2 | 750 kcmil | B, C, Compact | 2 |
| RSCX750-4/0 | 750 kcmil | I | 2 | 4/0 AWG | B, C, Compact | 1-5/8 |
| RSCX750-750 | 750 kcmil | I | 2 | 750 kcmil | B, C, Compact | 2 |

For use with
Copper
Conductors

Installation Tooling and Die Selections for: Type RSC In-Line Reducing Splice (continued)

| Burndy | | | | | |
|--|----------------|------------------|----------------|--|------------------------|
| Y1MR, Y2MR | | Y1MRTC | | Y35, Y35BH, Y39, Y39BH, Y45, Y46, Y750, Y750HS, Y750-2, Y750BH-2, BAT35, BAT750, PAT644, PAT750 | |
| Reducing From | Reducing To | Reducing From | Reducing To | Reducing From | Reducing To |
| Die Part Number/Color Code and Die Index Number/ (Number of Crimps) | | | | | |
| Gray (2) | Blue (3) | White (2) | Blue (3) | U4CR Gray 8 (1) | U5CRT Blue 7 (1) |
| Brown (2) | Blue (3) | Brown (2) | Blue (3) | U2CRT Brown 10 (1) | U5CRT Blue 7 (1) |
| Brown (2) | Gray (3) | Brown (2) | White (3) | U2CRT Brown 10 (1) | U4CRT Gray 8 (1) |
| — | — | — | — | U25RT Pink 12 (1) | U5CRT Blue 7 (1) |
| — | — | — | — | U25RT Pink 12 (1) | U4CRT Gray 8 (1) |
| — | — | — | — | U26RT Black 13 (1) | U5CRT Blue 7 (1) |
| — | — | — | — | U26RT Black 13 (1) | U4CRT Gray 8 (1) |
| — | — | — | — | U28RT Purple 15 (1) | U5CRT Blue 7 (1) |
| — | — | — | — | U28RT Purple 15 (1) | U4CRT Gray 8 (1) |
| — | — | — | — | U28RT Purple 15 (1) | U25RT Pink 12 (2) |
| — | — | — | — | U28RT Purple 15 (1) | U26RT Black 13 (1) |
| — | — | — | — | U34RT Brown 20 (2) | U29RT Yellow 16 (1) |
| — | — | — | — | U34RT Brown 20 (2) | U32RT Blue 19 (2) |
| — | — | — | — | U39RT Black 24 (3) | U28RT Purple 15 (1) |
| — | — | — | — | U39RT Black 24 (3) | U29RT Yellow 16 (1) |
| — | — | — | — | U39RT Black 24 (3) | U32RT Blue 19 (2) |
| — | — | — | — | U39RT Black 24 (3) | U34RT Brown 20 (2) |
| — | — | — | — | U39RT Black 24 (3) | U38XRT Pink L99 (3) |
| — | — | — | — | U39RT Black 24 (3) | U39RT Black 24 (3) |
| — | — | — | — | — | — |
| — | — | — | — | — | — |

For Panduit tooling, see pages D3.76 – D3.77
For Thomas and Betts tooling, see pages D3.80 – D3.81

A.
System
Overview

B1.
Cable Ties

B2.
Cable
Accessories

B3.
Stainless
Steel Ties

C1.
Wiring
Duct

C2.
Surface
Raceway

C3.
Abrasion
Protection

C4.
Cable
Management

D1.
Terminals

D2.
Power
Connectors

D3.
Grounding
Connectors

E1.
Labeling
Systems

E2.
Labels

E3.
Pre-Printed
& Write-On
Markers

E4.
Permanent
Identification

E5.
Lockout/
Tagout
& Safety
Solutions

F.
Index

A.
System
Overview

B1.
Cable Ties

B2.
Cable
Accessories

B3.
Stainless
Steel Ties

C1.
Wiring
Duct

C2.
Surface
Raceway

C3.
Abrasion
Protection

C4.
Cable
Management

D1.
Terminals

D2.
Power
Connectors

D3.
Grounding
Connectors

E1.
Labeling
Systems

E2.
Labels

E3.
Pre-Printed
& Write-On
Markers

E4.
Permanent
Identification

E5.
Lockout/
Tagout
& Safety
Solutions

F.
Index

**For use with
Copper
Conductors**

Installation Tooling and Die Selections for: Type RSC In-Line Reducing Splice (continued)

| Panduit Part Number | Reducing From | | | Reducing To | | |
|---------------------|---------------------------------|---------------|-------------------|----------------------|---------------|-------------------|
| | Standard Wire Size | Cable Classes | Wire Strip Length | Standard Wire Size | Cable Classes | Wire Strip Length |
| RSC4-6 | #4 – #3 AWG STR #2 AWG Solid | B, C, Compact | 1 | 6 AWG | B, C, Compact | 1-5/16 |
| RSC2-6 | #2 AWG | B, C, Compact | 1 | 6 AWG | B, C, Compact | 1-5/16 |
| RSC2-4 | #2 AWG | B, C, Compact | 1 | 4-3 AWG 2 Solid | B, C, Compact | 1-5/16 |
| RSC1/0-6 | 1/0 AWG | B, C, Compact | 1 | 6 AWG | B, C, Compact | 1-5/16 |
| RSC1/0-4 | 1/0 AWG | B, C, Compact | 1 | 4 – 3 AWG 2 Solid | B, C, Compact | 1-5/16 |
| RSC2/0-6 | 2/0 AWG | B, C, Compact | 1-1/16 | 6 AWG | B, C, Compact | 1-5/16 |
| RSC2/0-4 | 2/0 AWG | B, C, Compact | 1-1/16 | 4 – 3 AWG 2 Solid | B, C, Compact | 1-5/16 |
| RSC4/0-6 | 4/0 AWG | B, C, Compact | 1-1/16 | 6 AWG | B, C, Compact | 1-5/16 |
| RSC4/0-4 | 4/0 AWG | B, C, Compact | 1-1/16 | 4 – 3 AWG 2 Solid | B, C, Compact | 1-5/16 |
| RSC4/0-1/0 | 4/0 AWG | B, C, Compact | 1-1/16 | 1/0 AWG | B, C, Compact | 1-9/16 |
| RSC4/0-2/0 | 4/0 AWG | B, C, Compact | 1-1/16 | 2/0 AWG | B, C, Compact | 1-7/16 |
| RSC500-X4/0 | 500 kcmil | B, C, Compact | 1-7/8 | 4/0 AWG | I | 1-7/16 |
| RSC500-X350 | 500 kcmil | B, C, Compact | 1-7/8 | 350 kcmil | I | 1-7/8 |
| RSC750-4/0 | 750 kcmil | B, C, Compact | 2 | 4/0 AWG | B, C, Compact | 1-5/8 |
| RSC750-X4/0 | 750 kcmil | B, C, Compact | 2 | 4/0 AWG | I | 1-7/16 |
| RSC750-X350 | 750 kcmil | B, C, Compact | 2 | 350 AWG | I | 1-7/8 |
| RSC750-500 | 750 kcmil | B, C, Compact | 2 | 500 kcmil | B, C, Compact | 1-7/8 |
| RSC750-X500 | 750 kcmil | B, C, Compact | 2 | 500 kcmil | I | 2 |
| RSC750-750 | 750 kcmil | B, C, Compact | 2 | 750 kcmil | B, C, Compact | 2 |
| RSCX750-4/0 | 750 kcmil | I | 2 | 4/0 AWG | B, C, Compact | 1-5/8 |
| RSCX750-750 | 750 kcmil | I | 2 | 750 kcmil | B, C, Compact | 2 |

For use with
Copper
Conductors

Installation Tooling and Die Selections for: Type RSC In-Line Reducing Splice (continued)

| Thomas & Betts | | | | | | | |
|--|----------------|---------------------|----------------|------------------------------------|------------------------------------|--|-----------------------------|
| TBM20S, TBM25S | | TBM5, TBM6, TBM8 | | TBM12, 13642M | | TBM14BSCR, BPLT14BSCR, 13100A, TBM14M | |
| Reducing From | Reducing To | Reducing From | Reducing To | Reducing From | Reducing To | Reducing From | Reducing To |
| Color Code/Die Index Number/ (Number of Crimps) | | | | | | | |
| Gray 29 (2) | Blue 24 (3) | Gray 29 (1) | Blue 24 (1) | Gray 29 (1) | Blue 24 (1) | Gray 29 (1) | Blue 24 (1) |
| Brown 33 (2) | Blue 24 (3) | Brown 33 (1) | Blue 24 (1) | Brown 33 (1) | Blue 24 (1) | Brown 33 (1) | Blue 24 (1) |
| Brown 33 (2) | Gray 29 (3) | Brown 33 (1) | Gray 29 (1) | Brown 33 (1) | Gray 29 (1) | Brown 33 (1) | Gray 29 (1) |
| — | — | Pink 42 (1) | Blue 24 (1) | Pink 42 (1) | Blue 24 (1) | Pink 42H [®] (2) | Blue 24 (1) |
| — | — | Pink 42 (1) | Gray 29 (1) | Pink 42 (1) | Gray 29 (1) | Pink 42H [®] (2) | Gray 29 (1) |
| — | — | Black 45 (2) | Blue 24(1) | Black/Gold 45 (1) | Blue 24 (1) | Black 45 (1) | Blue 24 (1) |
| — | — | Black 45 (2) | Gray 29 (1) | Black/Gold 45 (1) | Gray 29 (1) | Black 45 (1) | Gray 29 (1) |
| — | — | Purple 54 (2) | Blue 24 (1) | Purple/Olive 54 (1) | Blue 24 (1) | Olive 54H [®] (2) | Blue 24 (1) |
| — | — | Purple 54 (2) | Gray 29 (1) | Purple/Olive 54 (1) | Gray 29 (1) | Olive 54H [®] (2) | Gray 29 (1) |
| — | — | Purple 54 (2) | Pink 42 (2) | Purple/Olive 54 (1) | Pink 42 (2) | Olive 54H [®] (2) | Pink 42H [®] (4) |
| — | — | Purple 54 (2) | Black 45 (2) | Purple/Olive 54 (1) | Black/Gold 45 (1) | Olive 54H [®] (2) | Black 45 (1) |
| — | — | — | — | Brown 87H [®] (2) | Yellow 62 (1) | Brown 87H [®] (2) | Yellow 62 (1) |
| — | — | — | — | Brown 87H [®] (2) | Blue 76H [®] (2) | Brown 87H [®] (2) | Blue 76 (1) |
| — | — | — | — | Black/Orange 106H [®] (2) | Purple/Olive 54 (1) | Black 106H [®] (2) | Olive 54H [®] (2) |
| — | — | — | — | Black/Orange 106H [®] (2) | Yellow 62 (1) | Black 106H [®] (2) | Yellow 62 (1) |
| — | — | — | — | Black/Orange 106H [®] (2) | Blue 76H [®] (2) | Black 106H [®] (2) | Blue 76 (1) |
| — | — | — | — | Black/Orange 106H [®] (2) | Brown 87H [®] (2) | Black 106H [®] (2) | Brown 87H [®] (2) |
| — | — | — | — | Black/Orange 106H [®] (2) | Pink 99H (2) | Black 106H [®] (2) | Pink 99H (2) |
| — | — | — | — | Black/Orange 106H [®] (2) | Black/Orange 106H [®] (2) | Black 106H [®] (2) | Black 106H [®] (2) |
| — | — | — | — | — | — | — | — |
| — | — | — | — | — | — | — | — |

®Half width dies.

For Panduit tooling, see pages D3.76 – D3.77
For Burndy tooling, see pages D3.78 – D3.79

A.
System
Overview

B1.
Cable Ties

B2.
Cable
Accessories

B3.
Stainless
Steel Ties

C1.
Wiring
Duct

C2.
Surface
Raceway

C3.
Abrasion
Protection

C4.
Cable
Management

D1.
Terminals

D2.
Power
Connectors

D3.
Grounding
Connectors

E1.
Labeling
Systems

E2.
Labels

E3.
Pre-Printed
& Write-On
Markers

E4.
Permanent
Identification

E5.
Lockout/
Tagout
& Safety
Solutions

F.
Index

A. System Overview

B1. Cable Ties

B2. Cable Accessories

B3. Stainless Steel Ties

C1. Wiring Duct

C2. Surface Raceway

C3. Abrasion Protection

C4. Cable Management

D1. Terminals

D2. Power Connectors

D3. Grounding Connectors

E1. Labeling Systems

E2. Labels

E3. Pre-Printed & Write-On Markers

E4. Permanent Identification

E5. Lockout/Tagout & Safety Solutions

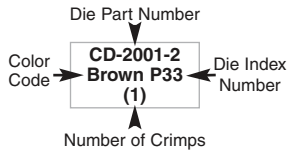
F. Index

For use with Copper Conductors

Installation Tooling and Die Selections for: Type PSC

How to read this chart

For PSCBRN-L parallel splice and CT-2001 crimping tool:



Panduit Crimping Tool Part Number (See Compression Connector Tools Selection Guide, pages D3.34 – D3.36)

| Panduit Splice Part Number | Wire Strip Length (In.) | Uni-Die™ Dieless CT-980, CT-980CH, CT-2950, CT-2980, CT-2980/L, CT-2980/LE, CT-2981 | CT-2001, CT-2001/L, CT-2001/LE, CT-2002, CT-2002/L, CT-3001, CT-3001/E | CT-920, CT-930, CT-2940*, CT-2940/L*, CT-2940/LE*, CT-920CH, CT-930CH, CT-940CH*, CT-2920, CT-2930, CT-2930/L, CT-2930/LE, CT-2931 |
|----------------------------|-------------------------|--|---|---|
| | | Die Part Number/Color Code and Die Index Number/(Number of Crimps) | | |
| PSCRED-L | 7/16 | — | CD-2001-8 Red P21 (1) | CD-920-8 Red P21 (1) |
| PSCBLU-L | 7/16 | — | CD-2001-6 Blue P24 (1) | CD-920-6 Blue P24 (1) |
| PSCGRY-L | 7/16 | (1) | CD-2001-4 Gray P29 (1) | CD-920-4 Gray P29 (1) |
| PSCBRN-L | 11/16 | (1) | CD-2001-2 Brown P33 (1) | CD-920-2 Brown P33 (1) |
| PSCGRN-L | 11/16 | (1) | CD-2001-1 Green P37 (1) | CD-920-1 Green P37 (1) |
| PSCPnk-L | 11/16 | (1) | CD-2001-1/0 Pink P42 (1) | CD-920-1/0 Pink P42 (1) |
| PSCBLK-Q | 7/8 | (1) | CD-2001-2/0 Black P45 (1) | CD-920-2/0 Black P45 (1) |
| PSCORG-Q | 7/8 | (1) | CD-2001-3/0 Orange P50 (1) | CD-920-3/0 Orange P50 (1) |
| PSCPUR-Q | 1 | (1) | CD-2001-4/0 Purple P54 (1) | CD-920-4/0 Purple P54 (1) |
| PSCYEL-Q | 1 1/16 | (1) | CD-2001-250 Yellow P62 (1) | CD-920-250 Yellow P62 (1) |

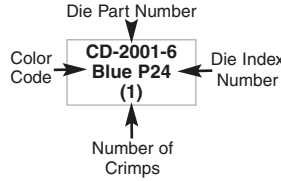
*CD-920 dies can be used with CT-940CH and CT-2940 tools with the CD-940-DA die adapter.

For use with
Copper
Conductors

Installation Tooling and Die Selections for: Types LCMA, LCMD, and SCMS

How to read this chart

For LCMA16
lug and CT-2001
crimping tool:



Panduit Tool P/N Die Part Number/Color Code and Die Index Number (Number of Crimps)

| Panduit Part Number | Wire Size | Wire Type | Wire Strip Length (mm) | Current Rating | CT-100, CT-200, CT-1570 (Manual) | CT-600 (Air) | CT-1701 (Manual) | CT-2001, CT-2001/L, CT-2001/LE, CT-2002, CT-2002/L, CT-3001, CT-3001/E | CT-930LPCH**, CT-920, CT-920CH, CT-2931, CT-2920, CT-930, CT-930CH, CT-2930, CT-2930/L, CT-2930/LE, CT-940CH*, CT-2940*, CT-2940/L*, CT-2940/LE* |
|---------------------------|--------------------|-----------|------------------------|----------------|----------------------------------|-----------------------|------------------|--|--|
| LCMA6, LCMD6 | 4-6mm ² | Class 2R | 11.0 11.0 | 30A | 22-10 (1) | CT-570CH 12-10 (1) | P10 (1) | — | — |
| LCMA10, LCMD10, SCMS10 | 10mm ² | Class 2R | 12.5 12.5 16.5 | — — 50A | — | — | — | CD-2001-8 Red P21 (1) | CD-920-8 Red P21 (1) |
| LCMA16, LCMD16, SCMS16 | 16mm ² | Class 2R | 16.0 16.0 19.0 | 65A | — | — | — | CD-2001-6 Blue P24 (1) | CD-920-6 Blue P24 (1) |
| LCMA25, LCMD25, SCMS25 | 25mm ² | Class 2R | 16.5 16.5 19.5 | — | — | — | — | CD-2001-4 Gray P29 (1) | CD-920-4 Gray P29 (1) |
| LCMA35, LCMD35, SCMS35 | 35mm ² | Class 2R | 19.0 19.0 19.5 | — | — | — | — | CD-2001-4 Gray P29 (1) | CD-920-4 Gray P29 (1) |
| LCMA50, LCMD50, SCMS50 | 50mm ² | Class 2R | 21.8 21.8 26.0 | — | — | — | — | CD-2001-1 Green P37 (1) | CD-920-1 Green P37 (1) |
| LCMA70, LCMD70, SCMS70 | 70mm ² | Class 2R | 24.8 24.8 27.5 | — | — | — | — | CD-2001-2/0 Black P45 (2) | CD-920-2/0 Black P45 (2) |
| LCMA95, LCMD95, SCMS95 | 95mm ² | Class 2R | 26.0 26.0 28.5 | — | — | — | — | CD-2001-4/0 Purple P54 (2) | CD-920-4/0 Purple P54 (2) |
| LCMA120, LCMD120, SCMS120 | 120mm ² | Class 2R | 26.0 26.0 30.0 | — | — | — | — | CD-2001-250 Yellow P62 (2) | CD-920-250 Yellow P62 (2) |
| LCMA150, LCMD150, SCMS150 | 150mm ² | Class 2R | 29.0 29.0 30.0 | — | — | — | — | CD-2001-300 White P66 (2) | CD-920-300 White P66 (2) |
| LCMA185, LCMD185, SCMS185 | 185mm ² | Class 2R | 29.7 29.7 32.0 | — | — | — | — | CD-2001-400 Blue P76 (2) | CD-920-400 Blue P76 (2) |
| LCMA240, LCMD240, SCMS240 | 240mm ² | Class 2R | 36.5 36.5 37.5 | — | — | — | — | CD-2001-500 Brown P87 (2) | CD-920-500 Brown P87 (2) |
| LCMA300, LCMD300, SCMS300 | 300mm ² | Class 2R | 41.8 41.8 39.0 | — | — | — | — | — | CD-920-600 Green P94 (2) |
| LCMA400, LCMD400, SCMS400 | 400mm ² | Class 2R | 46.3 46.3 49.0 | — | — | — | — | — | CD-920-750 CD-940-750** Black P106(2) |
| LCMA500, LCMD500, SCMS500 | 500mm ² | Class 2R | 48.0 48.0 49.5 | — | — | — | — | — | CD-940-1000** White P125 (3) |
| LCMA630, LCMD630, SCMS630 | 630mm ² | Class 2R | 57.7 57.7 67.0 | — | — | — | — | — | CD-940-1000** White P125 (4) |

*CD-920 dies can be used with CT-940CH and CT-2940 tools with CD-940-DA adapter.

**CD-940 dies to be used exclusively with CT-940CH and CT-2940 tools.

***Maximum size: 120mm lugs and splices.

A.
System
Overview

B1.
Cable Ties

B2.
Cable
Accessories

B3.
Stainless
Steel Ties

C1.
Wiring
Duct

C2.
Surface
Raceway

C3.
Abrasion
Protection

C4.
Cable
Management

D1.
Terminals

D2.
Power
Connectors

D3.
Grounding
Connectors

E1.
Labeling
Systems

E2.
Labels

E3.
Pre-Printed
& Write-On
Markers

E4.
Permanent
Identification

E5.
Lockout/
Tagout
& Safety
Solutions

F.
Index

A. System Overview

B1. Cable Ties

B2. Cable Accessories

B3. Stainless Steel Ties

C1. Wiring Duct

C2. Surface Raceway

C3. Abrasion Protection

C4. Cable Management

D1. Terminals

D2. Power Connectors

D3. Grounding Connectors

E1. Labeling Systems

E2. Labels

E3. Pre-Printed & Write-On Markers

E4. Permanent Identification

E5. Lockout/Tagout & Safety Solutions

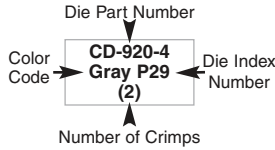
F. Index

For use with Copper or Aluminum Conductors

Installation Tooling and Die Selections for: Types LAA, LAB, and SA

How to read this chart

For LAA6 and CT-2931 crimping tool:



Panduit (See Compression Connector Tools Selection Guide, Pages D3.34 – D3.36)

| Panduit Part Number L = Lug S = Splice | Std. Wire Size | Wire Strip Length (In.) | Panduit (See Compression Connector Tools Selection Guide, Pages D3.34 – D3.36) | | |
|--|----------------|-------------------------|--|------------------------|---|
| | | | CT-1700 ^① | CT-720 | CT-930, CT-930CH, CT-920, CT-920CH, CT-2920, CT-2930, CT-2930/L, CT-2930/LE, CT-2931, CT-2940 ^③ , CT-2940/L ^③ , CT-2940/LE ^③ , CT-940CH ^③ |
| Die Part Number/Color Code and Die Index Number/(Number Of Crimps) | | | | | |
| LAA6 | #6 AWG | 1 | Gray P29 (5) | CD-720-1 Gray P29 (2) | CD-920-4 Gray P29 (2) |
| SA6 | | 3/4 | | | |
| LAA4 | #4 AWG | 1-1/16 | Green P37 (5) | CD-720-2 Green P37 (2) | CD-920-1 Green P37 (2) |
| SA4 | | 7/8 | | | |
| LAA2 | #2 AWG | 1 | — | CD-720-2 Pink P42 (2) | CD-920-1/0 Pink P42 (2) |
| SA2 | | 7/16 | | | |
| LAA1 | #1 AWG | 1 | — | CD-720-2 Gold P45 (3) | CD-920-2/0 Gold P45 (2) |
| SA1 | | 7/16 | | | |
| LAA1/0 | 1/0 AWG | 1-9/16 | — | CD-720-2 Tan P50 (3) | CD-920-3/0 Tan P50 (2) |
| LAB1/0 | | | | | |
| SA1/0 | | 1 | | | |
| LAA2/0 | 2/0 AWG | 1-9/16 | — | CD-720-3 Olive P54 (3) | CD-920-4/0 Olive P54 (2) |
| LAB2/0 | | 1-1/8 | | | |
| LAA3/0 | 3/0 AWG | 1-9/16 | — | CD-720-3 Ruby P60 (4) | CD-920-250 Ruby P60 (2) |
| LAB3/0 | | 1-1/4 | | | |
| SA3/0 | | 1-1/4 | | | |
| LAA4/0 | 4/0 AWG | 1-3/4 | — | CD-720-4 White P66 (4) | CD-920-300 White P66 (2) |
| LAB4/0 | | 1-5/16 | | | |
| SA4/0 | | 1-5/16 | | | |
| LAA250 | 250 kcmil | 1-3/4 | — | CD-720-5 Red P71 (4) | CD-920-350 Red P71 (2) |
| LAB250 | | 1-7/16 | | | |
| SA250 | | 1-7/16 | | | |
| LAA300 | 300 kcmil | 2-5/16 | — | CD-720-6 Blue P76 (4) | CD-920-400 Blue P76 (2) |
| LAB300 | | 1-1/2 | | | |
| SA300 | | 1-1/2 | | | |
| LAA350 | 350 kcmil | 2-5/16 | — | CD-720-7 Brown P87 (4) | CD-920-500 Brown P87 (2) |
| LAB350 | | 1-5/8 | | | |
| SA350 | | 1-5/8 | | | |
| LAA400 | 400 kcmil | 2-9/16 | — | — | CD-920-600 Green P94 (4) |
| LAB400 | | 1-13/16 | | | |
| SA400 | | 1-13/16 | | | |
| LAA500 | 500 kcmil | 3-1/16 | — | — | CD-920-500A Pink P99 (4) |
| LAB500 | | 1-7/8 | | | |
| SA500 | | 1-7/8 | | | |
| LAA600 | 600 kcmil | 3-1/16 | — | — | CD-920-750, CD-940-750 ^④ Black P106 (4) |
| LAB600 | | 2 | | | |
| SA600 | | 2 | | | |
| LAA750 | 750 kcmil | 3-7/16 | — | — | CD-940-750A ^④ Red P125 (4) |
| LAB750 | | 2-1/4 | | | |
| SA750 | | 2-1/4 | | | |
| LAA800 | 800 kcmil | 3-7/16 | — | — | CD-940-800A ^④ Gray P140 (4) |
| LAB800 | | 2-5/16 | | | |
| SA800 | | 2-5/16 | | | |
| LAA1000 | 1000 kcmil | 4-3/4 | — | — | CD-940-1000A ^④ Brown P161 (4) |
| LAB1000 | | 2-9/16 | | | |
| SA1000 | | 2-9/16 | | | |

①The CT-1700 crimp die pockets are integrated into the tool frame.

③CD-920 dies can be used with CT-940CH and CT-2940 tools with CD-940-DA die adapter. Maximum size splice is 250 kcmil with CT-920, CT-920CH, and CT-2920 tools.

④CD-940 dies to be used exclusively with CT-940CH and CT-2940 tools.

For use with
Copper or
Aluminum
Conductors

Installation Tooling and Die Selections for: Types LAA, LAB, and SA (continued)

| Panduit Part Number L = Lug S = Splice | Std. Wire Size | Wire Strip Length (In.) | Thomas & Betts | | | Burndy | | | | Anderson |
|--|----------------|-------------------------|--|----------|--------------------------|--------|------------------|------------------|------------------|----------|
| | | | TBM5 | TBM8 | TBM15, TBMISI, TBMISBSCR | MY29 | Y35 | Y39 | Y45, Y46 | VC8 |
| | | | Die Part Number/Color Code and Die Index Number/(Number of Crimps) | | | | | | | |
| LAA6 | #6 AWG | 1 | Gray 29 | Gray 29 | Gray 29 | 6AL | U6CABT Gray 346 | U6CABT Gray 346 | U6CABT Gray 346 | STD |
| SA6 | | 3/4 | (2) | (2) | (2) | (1) | (1) | (1) | (1) | (1) |
| LAA4 | #4 AWG | 1-1/16 | Green 37 | Green 37 | Green 37 | 4AL | U4CABT Green 375 | U4CABT Green 375 | U4CABT Green 375 | STD |
| SA4 | | 7/8 | (2) | (2) | (2) | (1) | (1) | (1) | (1) | (1) |
| LAA2 | #2 AWG | 1 | Pink 42 | Pink 42 | Pink 42 | 2AL | U2CABT Pink 348 | U2CABT Pink 348 | U2CABT Pink 348 | STD |
| SA2 | | 7/16 | (3) | (3) | (2) | (1) | (2) | (2) | (2) | (1) |
| LAA1 | #1 AWG | 1 | Gold 45 | Gold 45 | Gold 45 | 1AL | U1CART Gold 471 | U1CART Gold 471 | U1CART Gold 471 | STD |
| SA1 | | 7/16 | (3) | (3) | (2) | (1) | (2) | (2) | (2) | (1) |
| LAA1/0 | 1/0 AWG | 1-9/16 | Tan 50 | Tan 50 | Tan 50 | 1/0AL | U25ART Tan 298 | U25ART Tan 298 | U25ART Tan 298 | STD |
| LAB1/0 | | 1 | (3) | (3) | (2) | (1) | (2) | (2) | (2) | (2) |
| SA1/0 | | | | | | | | | | |
| LAA2/0 | 2/0 AWG | 1-9/16 | Olive 54 | Olive 54 | Olive 54 | 2/0AL | U26ART Olive 297 | U26ART Olive 297 | U26ART Olive 297 | STD |
| LAB2/0 | | 1-1/8 | (3) | (3) | (3) | (2) | (2) | (2) | (2) | (2) |
| SA2/0 | | | | | | | | | | |
| LAA3/0 | 3/0 AWG | 1-9/16 | Ruby 60 | Ruby 60 | Ruby 60 | 3/0AL | U27ART Ruby 467 | U27ART Ruby 467 | U27ART Ruby 467 | STD |
| LAB3/0 | | 1-1/4 | (4) | (4) | (2) | (2) | (2) | (2) | (2) | (2) |
| SA3/0 | | | | | | | | | | |
| LAA4/0 | 4/0 AWG | 1-3/4 | — | White 66 | White 66 | 4/0AL | U28ART White 298 | U28ART White 298 | U28ART White 298 | STD |
| LAB4/0 | | 1-5/16 | — | (4) | (2) | (2) | (2) | (2) | (2) | (2) |
| SA4/0 | | | | | | | | | | |
| LAA250 | 250 kcmil | 1-3/4 | — | Red 71 | Red 71H [Ⓜ] | — | U29ART Red 324 | U29ART Red 324 | U29ART Red 324 | STD |
| LAB250 | | 1-7/16 | — | (4) | (4) | — | (2) | (2) | (2) | (2) |
| SA250 | | | | | | | | | | |
| LAA300 | 300 kcmil | 2-5/16 | — | Blue 76 | Blue 76 | — | U30ART Blue 470 | U30ART Blue 470 | U30ART Blue 470 | STD |
| LAB300 | | 1-1/2 | — | (4) | (2) | — | (2) | (2) | (2) | (2) |
| SA300 | | | | | | | | | | |
| LAA350 | 350 kcmil | 2-5/16 | — | Brown 87 | Brown 87H [Ⓜ] | — | U31ART Brown 299 | U31ART Brown 299 | U31ART Brown 299 | STD |
| LAB350 | | 1-5/8 | — | (4) | (4) | — | (2) | (2) | (2) | (2) |
| SA350 | | | | | | | | | | |
| LAA400 | 400 kcmil | 2-9/16 | — | — | Green 94H [Ⓜ] | — | U32ART Green 472 | U32ART Green 472 | U32ART Green 472 | — |
| LAB400 | | 1-13/16 | — | — | (4) | — | (4) | (4) | (4) | — |
| SA400 | | | | | | | | | | |
| LAA500 | 500 kcmil | 3-1/16 | — | — | Pink 99H [Ⓜ] | — | U34ART Pink 300 | U34ART Pink 300 | U34ART Pink 300 | — |
| LAB500 | | 1-7/8 | — | — | (4) | — | (4) | (4) | (4) | — |
| SA500 | | | | | | | | | | |
| LAA600 | 600 kcmil | 3-1/16 | — | — | Black 106 | — | U36ART Black 473 | U36ART Black 473 | U36ART Black 473 | — |
| LAB600 | | 2 | — | — | (3) | — | (4) | (4) | (4) | — |
| SA600 | | | | | | | | | | |
| LAA750 | 750 kcmil | 3-7/16 | — | — | Yellow 115H [Ⓜ] | — | — | S39ART Red 301 | S39ART Red 301 | — |
| LAB750 | | 2-1/4 | — | — | (4) | — | — | (4) | (4) | — |
| SA750 | | | | | | | | | | |
| LAA800 | 800 kcmil | 3-7/16 | — | — | 125H [Ⓜ] | — | — | Gray 474 | Gray 474 | — |
| LAB800 | | 2-5/16 | — | — | (4) | — | — | (4) | (4) | — |
| SA800 | | | | | | | | | | |
| LAA1000 | 1000 kcmil | 4-3/4 | — | — | 161 | — | — | S44ART Brown 302 | S44ART Brown 302 | — |
| LAB1000 | | 2-9/16 | — | — | (5) | — | — | (4) | (4) | — |
| SA1000 | | | | | | | | | | |

ⓂHalf width dies.

A. System Overview

B1. Cable Ties

B2. Cable Accessories

B3. Stainless Steel Ties

C1. Wiring Duct

C2. Surface Raceway

C3. Abrasion Protection

C4. Cable Management

D1. Terminals

D2. Power Connectors

D3. Grounding Connectors

E1. Labeling Systems

E2. Labels

E3. Pre-Printed & Write-On Markers

E4. Permanent Identification

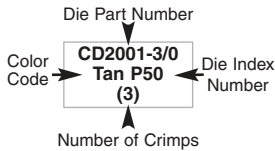
E5. Lockout/Tagout & Safety Solutions

F. Index

For use with Copper or Aluminum Conductors

Installation Tooling and Die Selections for: Type SAR

How to read this chart
For SAR2-4 splice and CT-2001 crimping tool:



Panduit (See Compression Connector Tools Selection Guide, Pages D3.34 – D3.36)

| Panduit Part Number | Aluminum Wire Size | Aluminum or Copper Wire Size | Wire Strip Length (both ends) (In.) | Die Part Number/Color Code and Die Index Number/ (Number Of Crimps) | | |
|---------------------|--------------------|------------------------------|-------------------------------------|---|---|---|
| | | | | CT-720 | CT-2001, CT-2001L, CT-2001/LE, CT-2002, CT-2002/L, CT-3001, CT-3001/E | CT-920, CT-920CH, CT-930, CT-930CH, CT-2930, CT-2930/L, CT-2930/LE, CT-2931, CT-930LPCH, CT-2920, CT-940CH ^② , CT-2940 ^② , CT-2940/L ^② , CT-2940/LE ^② |
| SAR2-4 | #2 AWG | #4 AWG | 2-1/16 | CD-720-2 Tan P50 (3) | CD-2001-3/0 Tan P50 (3) | CD-920-3/0 Tan P50 (2) |
| SAR1/0-2 | 1/0 AWG | #2 AWG | 2-1/16 | CD-720-2 Tan P50 (3) | CD-2001-3/0 Tan P50 (3) | CD-920-3/0 Tan P50 (2) |
| SAR3/0-1/0 | 3/0 AWG | 1/0 AWG | 2-5/16 | CD-720-5 Red P71 (3) | CD-2001-350 Red P71 (4) | CD-920-350 Red P71 (2) |
| SAR4/0-2/0 | 4/0 AWG | 2/0 AWG | 2-3/16 | CD-720-5 Red P71 (3) | CD-2001-350 Red P71 (4) | CD-920-350 Red P71 (2) |
| SAR350-4/0 | 350 kcmil | 4/0 AWG | 3-3/16 | CD-720-7 Brown P87 (4) | — | CD-920-500 Brown P87 (4) |
| SAR500-350 | 500 kcmil | 350 kcmil | 4-1/4 | — | — | CD-920-500A Pink P99 (4) |
| SAR600-500 | 600 kcmil | 500 kcmil | 4 | — | — | CD-920-750, CD-940-750 ^③ Black P106 (4) |
| SAR750-600 | 750 kcmil | 600 kcmil | 4-7/16 | — | — | CD-940-750 ^③ Red P125 (4) |

②CD-920 dies can be used with CT-940CH and CT-2940 tools with CD-940-DA die adapter. Maximum size splice is 250 kcmil with Panduit CT-920, CT-920CH and CT-2920 tools and Burndy Y35, Y35BH and BAT35 tools.

③CD-940 dies to be used exclusively with CT-940CH and CT-2940 tools.

For use with
Copper or
Aluminum
Conductors

Installation Tooling and Die Selections for: Type SAR (continued)

| Thomas & Betts | | | Burndy | | | Anderson |
|--|-----------------|---------------------------------|---------------|---|----------------------------|------------|
| TBM5 | TBM8 | TBM15, TBM15I, TBM15BSCR | MY29 | Y35, Y39, Y750, Y750-HS, BAT35, BAT750, PAT750, Y35BH, Y39BH, Y750BH, Y750-2, Y750BH-2 | Y45, Y46 | VC6 |
| Die Part Number/Color Code and Die Index Number/ (Number of Crimps) | | | | | | |
| Tan 50 (3) | Tan 50 (3) | Tan 50 (2) | 1/0 AL (1) | U25ART Tan 296 (2) | U25ART Tan 296 (2) | STD (1) |
| Tan 50 (3) | Tan 50 (3) | Tan 50 (2) | 1/0 AL (1) | U25ART Tan 296 (2) | U25ART Tan 296 (2) | STD (1) |
| — | Red 71 (4) | Red 71H ^① (4) | — | U29ART Red 324 (2) | U29ART Red 324 (2) | STD (2) |
| — | Red 71 (4) | Red 71H ^① (4) | — | U29ART Red 324 (2) | U29ART Red 324 (2) | STD (2) |
| — | Brown 87 (4) | Brown 87H ^① (4) | — | U31ART Brown 299 (2) | U31ART Brown 299 (2) | STD (2) |
| — | — | Pink 99H ^① (4) | — | U34ART Pink 300 (4) | U34ART Pink 300 (4) | — |
| — | — | Black 106 (3) | — | U36ART Black 473 (4) | U36ART Black 473 (4) | — |
| — | — | Yellow 115H ^① (4) | — | — | P39ART Red 301 (4) | — |

①Half width dies.

A.
System
Overview

B1.
Cable Ties

B2.
Cable
Accessories

B3.
Stainless
Steel Ties

C1.
Wiring
Duct

C2.
Surface
Raceway

C3.
Abrasion
Protection

C4.
Cable
Management

D1.
Terminals

D2.
Power
Connectors

D3.
Grounding
Connectors

E1.
Labeling
Systems

E2.
Labels

E3.
Pre-Printed
& Write-On
Markers

E4.
Permanent
Identification

E5.
Lockout/
Tagout
& Safety
Solutions

F.
Index

A. System Overview

B1. Cable Ties

B2. Cable Accessories

B3. Stainless Steel Ties

C1. Wiring Duct

C2. Surface Raceway

C3. Abrasion Protection

C4. Cable Management

D1. Terminals

D2. Power Connectors

D3. Grounding Connectors

E1. Labeling Systems

E2. Labels

E3. Pre-Printed & Write-On Markers

E4. Permanent Identification

E5. Lockout/Tagout & Safety Solutions

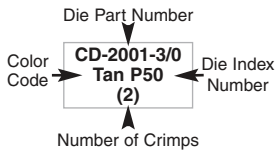
F. Index

For use with Copper or Aluminum Conductors

Installation Tooling and Die Selections for: Type BPC

How to read this chart

For BPC6 connector and CT-2001 crimping tool:



Panduit (See Compression Connector Tools Selection Guide, Pages D3.34 – D3.36)

CT-2001, CT-2001/L, CT-2001/LE, CT-2002, CT-2002/L, CT-3001, CT-3001/E

CT-930, CT-930CH, CT-2930, CT-2930/L, CT-2930/LE, CT-2931, CT-920, CT-920CH, CT-2940^②, CT-2940/L^②, CT-2940/LE^②, CT-2920, CT-940CH^②

CT-720

Die Part Number/Color Code and Die Index Number/(Number Of Crimps)

| Panduit Part Number | Standard Wire Size | Wire Strip Length (In.) | CT-720 | CT-2001, CT-2001/L, CT-2001/LE, CT-2002, CT-2002/L, CT-3001, CT-3001/E | CT-930, CT-930CH, CT-2930, CT-2930/L, CT-2930/LE, CT-2931, CT-920, CT-920CH, CT-2940 ^② , CT-2940/L ^② , CT-2940/LE ^② , CT-2920, CT-940CH ^② |
|---------------------|--------------------|-------------------------|----------------------------|--|---|
| BPC6 | #6 AWG | 1-1/16 | CD-720-2 Tan P50 (2) | CD-2001-3/0 Tan P50 (2) | CD-920-3/0 Tan P50 (2) |
| BPC4 | #4 AWG | 1-1/16 | CD-720-2 Tan P50 (2) | CD-2001-3/0 Tan P50 (2) | CD-920-3/0 Tan P50 (2) |
| BPC2 | #2 AWG | 1-1/16 | CD-720-2 Tan P50 (2) | CD-2001-3/0 Tan P50 (2) | CD-920-3/0 Tan P50 (2) |
| BPC1 | #1 AWG | 1-1/16 | CD-720-2 Tan P50 (2) | CD-2001-3/0 Tan P50 (2) | CD-920-3/0 Tan P50 (2) |
| BPC1/0 | 1/0 AWG | 1-5/16 | CD-720-5 Red P71 (2) | CD-2001-350 Red P71 (3) | CD-920-350 Red P71 (2) |
| BPC2/0 | 2/0 AWG | 1-5/16 | CD-720-5 Red P71 (2) | CD-2001-350 Red P71 (3) | CD-920-350 Red P71 (2) |
| BPC3/0 | 3/0 AWG | 1-5/16 | CD-720-5 Red P71 (2) | CD-2001-350 Red P71 (3) | CD-920-350 Red P71 (2) |
| BPC4/0 | 4/0 AWG | 1-5/16 | CD-720-5 Red P71 (2) | CD-2001-350 Red P71 (3) | CD-920-350 Red P71 (2) |
| BPC250 | 250 kcmil | 1-7/16 | — | — | CD-920-600 Green P94 (2) |
| BPC300 | 300 kcmil | 1-7/16 | — | — | CD-920-600 Green P94 (2) |
| BPC350 | 350 kcmil | 1-7/16 | — | — | CD-920-600 Green P94 (2) |
| BPC400 | 400 kcmil | 1-7/16 | — | — | CD-920-750, CD-940-750 ^③ Black P106 (2) |
| BPC500 | 500 kcmil | 1-7/16 | — | — | CD-920-750, CD-940-750 ^③ Black P106 (2) |
| BPC600 | 600 kcmil | 1-15/16 | — | — | CD-940-750A ^③ Red P125 (2) |
| BPC750 | 750 kcmil | 1-15/16 | — | — | CD-940-750A ^③ Red P125 (2) |

②CD-920 dies can be used with CT-940CH and CT-2940 tools with CD-940-DA die adapter. Maximum size splice is 250 kcmil with CT-920, CT-920CH, and CT-2920 tools.

③CD-940 dies to be used exclusively with CT-940CH and CT-2940 tools.

For use with
Copper or
Aluminum
Conductors

Installation Tooling and Die Selections for: Type BPC (continued)

| Thomas & Betts | | | Burndy | |
|--|-----------------|---------------------------------|----------------------------|-------------------------------|
| 13642M | TBM8 | TBM15, TBM15I, TBM15BSCR | Y35, BAT35 | Y39, Y45, Y46, Y39BH |
| Die Part Number/Color Code and Die Index Number/(Number of Crimps) | | | | |
| Orange 50 (2) | Tan 50 (2) | Orange 50 (2) | U25ART Tan 296 (2) | U25ART Tan 296 (2) |
| Orange 50 (2) | Tan 50 (2) | Orange 50 (2) | U25ART Tan 296 (2) | U25ART Tan 296 (2) |
| Orange 50 (2) | Tan 50 (2) | Orange 50 (2) | U25ART Tan 296 (2) | U25ART Tan 296 (2) |
| Orange 50 (2) | Tan 50 (2) | Orange 50 (2) | U25ART Tan 296 (2) | U25ART Tan 296 (2) |
| Blue 76H ^① (2) | Blue 76 (2) | Blue 76 (2) | U28ART White 298 (2) | U28ART White 298 (2) |
| Blue 76H ^① (2) | Blue 76 (2) | Blue 76 (2) | U28ART White 298 (2) | U28ART White 298 (2) |
| Blue 76H ^① (2) | Blue 76 (2) | Blue 76 (2) | U28ART White 298 (2) | U28ART White 298 (2) |
| Blue 76H ^① (2) | Blue 76 (2) | Blue 76 (2) | U28ART White 298 (2) | U28ART White 298 (2) |
| Pink 99H ^① (2) | Brown 87 (3) | Brown 87H ^① (2) | U31ART Brown 299 (2) | U31ART Brown 299 (2) |
| Pink 99H ^① (2) | Brown 87 (3) | Brown 87H ^① (2) | U31ART Brown 299 (2) | U31ART Brown 299 (2) |
| Pink 99H ^① (2) | Brown 87 (3) | Brown 87H ^① (2) | U31ART Brown 299 (2) | U31ART Brown 299 (2) |
| Black 106H ^① (3) | — | Black 106H ^① (3) | U34ART Pink 300 (3) | U34ART Pink 300 (3) |
| Black 106H ^① (3) | — | Black 106H ^① (3) | U34ART Pink 300 (3) | U34ART Pink 300 (3) |
| Yellow 115H ^① (3) | — | Yellow 115H ^① (3) | — | U39ART-2 Yellow 936 (3) |
| Yellow 115H ^① (3) | — | Yellow 115H ^① (3) | — | U39ART-2 Yellow 936 (3) |

① Half width dies.

A.
System
Overview

B1.
Cable Ties

B2.
Cable
Accessories

B3.
Stainless
Steel Ties

C1.
Wiring
Duct

C2.
Surface
Raceway

C3.
Abrasion
Protection

C4.
Cable
Management

D1.
Terminals

D2.
Power
Connectors

D3.
Grounding
Connectors

E1.
Labeling
Systems

E2.
Labels

E3.
Pre-Printed
& Write-On
Markers

E4.
Permanent
Identification

E5.
Lockout/
Tagout
& Safety
Solutions

F.
Index

A. System Overview

B1. Cable Ties

B2. Cable Accessories

B3. Stainless Steel Ties

C1. Wiring Duct

C2. Surface Raceway

C3. Abrasion Protection

C4. Cable Management

D1. Terminals

D2. Power Connectors

D3. Grounding Connectors

E1. Labeling Systems

E2. Labels

E3. Pre-Printed & Write-On Markers

E4. Permanent Identification

E5. Lockout/Tagout & Safety Solutions

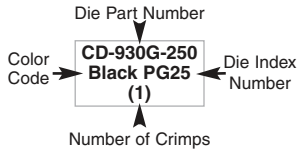
F. Index

For use with Copper Conductors

Installation Tooling and Die Selections for: Types GCE, GCC and GPC

How to read this chart

For GCE250-1/0 and CT-2930 tool:



| Installation Tools | | |
|---|---|--|
| 12 TON | 14 TON | 15 TON |
| Panduit | | |
| CT-2931 | CT-930 CT-930CH CT-2930 CT-2930/L CT-2930/LE | CT-940CH CT-2940 CT-2940/L CT-2940/LE |
| Burndy | | |
| Y750, Y750-2, Y750BH, Y750BH-2, BAT750-14V, PAT750-18V, PAT750C-18V, PAT750XT-18V, PAT750CX-18V, LPHY750 | — | Y46, Y46C, LPHY46 |
| Thomas & Betts | | |
| | TBM14M, TBM14MC, 13100A, TBM14RH, TBM14BSCR, BPLT14BSCRI | TBM15 TBM15BSCR |
| Panduit Crimp Die Part Number/Color Code/Die Index Number/(Number of Crimps) | | |
| CD-930G-1/0 | | |
| Red | | |
| PG10 | | |
| (1) | | |
| CD-930G-250 | | |
| Black | | |
| PG25 | | |
| (1) | | |
| CD-930G-250 | | |
| Black | | |
| PG25 | | |
| (1) | | |
| CD-930G-500 | | |
| Blue | | |
| PG50 | | |
| (1) | | |
| CD-930G-500 | | |
| Blue | | |
| PG50 | | |
| (1) | | |

| Panduit Part Number | Element | Copper Conductor Size Range | Ground Rod Size (In.) | Rebar Size (In.) |
|---------------------|---------|-----------------------------|-----------------------|--------------------|
| GCE1/0-1/0 | Main | #6 AWG SOL – 1/0 AWG STR | — | — |
| | Tap | #6 AWG SOL – 1/0 AWG STR | — | — |
| GCC6X61/0-1/0 | A | #6 AWG SOL – 1/0 AWG STR | — | — |
| | B | #6 AWG SOL – 1/0 AWG STR | — | — |
| GCE250-1/0 | Main | 1/0 AWG SOL – 250 kcmil | 1/2 – 5/8 | 3/8 – 1/2, #3 – #4 |
| | Tap | #6 AWG SOL – 1/0 AWG STR | — | — |
| GCC6X6250-1/0 | A | #2 AWG SOL – 250 kcmil | 1/2 – 5/8 | 3/8 – 1/2, #3 – #4 |
| | B | #6 AWG SOL – 1/0 AWG STR | — | — |
| GCE250-250 | Main | 1/0 AWG SOL – 250 kcmil | 1/2 – 5/8 | 3/8 – 1/2, #3 – #4 |
| | Tap | 1/0 AWG SOL – 250 kcmil | 1/2 – 5/8 | 3/8 – 1/2, #3 – #4 |
| GCE6X6250-250 | A | #2 AWG SOL – 250 kcmil | 1/2 – 5/8 | 3/8 – 1/2, #3 – #4 |
| | B | #2 AWG SOL – 250 kcmil | 1/2 – 5/8 | 3/8 – 1/2, #3 – #4 |
| GPC4H250-2 | | #2 AWG SOL – 250 kcmil | — | — |
| GCE500-1/0 | Main | 250 – 500 kcmil | 1/2 – 3/4 | 5/8 – 3/4, #5 – #6 |
| | Tap | #6 AWG SOL – 1/0 AWG STR | — | — |
| GCC6X6500-1/0 | A | 250 – 500 kcmil | 1/2 – 3/4 | 5/8 – 3/4, #5 – #6 |
| | B | #6 AWG SOL – 1/0 AWG STR | — | — |
| GCE500-250 | Main | 250 – 500 kcmil | 1/2 – 3/4 | 5/8 – 3/4, #5 – #6 |
| | Tap | 1/0 AWG SOL – 250 kcmil | — | — |
| GCC6X6500-250 | A | 250 – 500 kcmil | 1/2 – 3/4 | 5/8 – 3/4, #5 – #6 |
| | B | #2 AWG SOL – 250 kcmil | — | — |

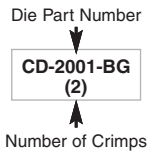
15 ton tools require the CD-940-DA adapter when used with CD-930G series crimping dies. Panduit crimping dies must be used with all tooling (Panduit and competitor).

**For use with
Copper
Conductors**

Installation Tooling and Die Selections for: Type CTAP

**How to read
this chart**

For
CTAPF4-6 tap
and CT-2001
crimping tool:



| Panduit Part Number | Conductor Size | | Wire Strip Length (In.) | Crimp Die Number/Index Number or Color Code/(Number Of Crimps) | | | |
|---------------------|-------------------------------|------------------------|-------------------------|---|--|-----------------|---|
| | Main | Tap | | Panduit | | Burdny | |
| CTAP4-8 | #6 – #4 AWG SOL or STR | #8 AWG SOL or STR | 3/4 | CT-920, CT-920CH, CT-930, CT-2920, CT-930CH, CT-2930, CT-2930/L, CT-2930/LE, CT-2931, CT-940CH ^① , CT-2940 ^① , CT-2940/L ^① , CT-2940/LE ^① | CT-2001, CT-2001/L, CT-2001/LE, CT-2002, CT-2002/L, CT-3001, CT-3001/E | MD6, MD7 | BAT35, BAT750, PAT750, Y35, Y35BH, Y39, Y39BH, Y45, Y46, Y750, Y750HS, Y750BH |
| CTAP4-6 | #6 AWG STR, #4 AWG SOL or STR | #6 AWG SOL or STR | 3/4 | CD-920-BG (1) | CD-2001-BG (2) | W-BG (1) BG (2) | U-BG (1) |
| CTAP4-4 | #4 AWG SOL or STR | #4 AWG STR | 3/4 | CD-920-BG (1) | CD-2001-BG (1) | W-BG (1) BG (2) | U-BG (1) |
| CTAP2-4 | #2 AWG SOL or STR | #8 – #4 AWG SOL or STR | 7/8 | CD-920-C (1) | CD-2001-C (2) | W-C Brown (2) | U-C (1) |
| CTAP2-2 | #2 AWG SOL or STR | #2 AWG SOL or STR | 7/8 | CD-920-C (1) | CD-2001-C (2) | W-C Brown (2) | U-C (1) |
| CTAP2/0-2 | 1/0 – 2/0 AWG | #8 – #2 AWG SOL or STR | 1-1/16 | CD-920-0 Green (1) | — | — | U-O (1) U-E (3) |
| CTAP2/0-2/0 | 1/0 – 2/0 AWG STR | 1/0 – 2/0 AWG STR | 1-1/16 | CD-920-0 Green (1) | — | — | U-O (1) U-E (3) |
| CTAP4/0-2 | 3/0 – 4/0 AWG STR | #6 – #2 AWG SOL or STR | 1-1/4 | CD-920-D3 Blue (1) | — | — | U-F (2) U-D3 (1) |
| CTAP4/0-2/0 | 3/0 – 4/0 AWG STR | 1/0 – 2/0 AWG STR | 1-1/4 | CD-920-D3 Blue (1) | — | — | U-F (2) U-D3 (1) |
| CTAP4/0-4/0 | 3/0 – 4/0 AWG STR | 3/0 – 4/0 AWG STR | 1-1/4 | CD-920-D3 Blue (1) | — | — | U-F (2) U-D3 (1) |

^①CD-920 dies can be used with CT-940CH and CT-2940 tools with CD-940-DA adapter.

A. System Overview

B1. Cable Ties

B2. Cable Accessories

B3. Stainless Steel Ties

C1. Wiring Duct

C2. Surface Raceway

C3. Abrasion Protection

C4. Cable Management

D1. Terminals

D2. Power Connectors

D3. Grounding Connectors

E1. Labeling Systems

E2. Labels

E3. Pre-Printed & Write-On Markers

E4. Permanent Identification

E5. Lockout/Tagout & Safety Solutions

F. Index

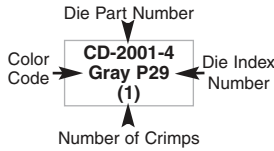
- A. System Overview
- B1. Cable Ties
- B2. Cable Accessories
- B3. Stainless Steel Ties
- C1. Wiring Duct
- C2. Surface Raceway
- C3. Abrasion Protection
- C4. Cable Management
- D1. Terminals
- D2. Power Connectors
- D3. Grounding Connectors
- E1. Labeling Systems
- E2. Labels
- E3. Pre-Printed & Write-On Markers
- E4. Permanent Identification
- E5. Lockout/Tagout & Safety Solutions
- F. Index

For use with Copper Conductors

Installation Tooling and Die Selections for: Type CTAPF

How to read this chart

For CTAPF6-12 tap and CT-2001 crimping tool:



| Panduit Part Number | Stranded Wire Size | | Panduit | | | |
|---|--------------------|---------------|-------------------|---|---|----------------------------|
| | Main | Tap | 1700 ^① | CT-920, CT-920CH, CT-2920, CT-930, CT-930CH, CT-2930, CT-2930/L, CT-2930/LE, CT-2931, CT-940CH ^② , CT-2940 ^② , CT-2940/L ^② , CT-2940/LE ^② | CT-2001, CT-2001/L, CT-2001/LE, CT-2002, CT-2002/L, CT-3001, CT-3001E | |
| Die Part Number/Color Code and Die Index Number/ (Number of Crimps) | | | | | | |
| CTAPF10-16 | #14 AWG | #16 – #14 AWG | Red P21 (2) | — | — | CD-2001-8 Red P21 (1) |
| | #12 AWG | #16 – #12 AWG | | | | |
| | #10 AWG | #14 AWG | | | | |
| CTAPF8-12 | #10 AWG | #10 AWG | Blue P24 (2) | — | — | CD-2001-6 Blue P24 (1) |
| | #8 AWG | #12 AWG | | | | |
| CTAPF6-12 | #8 AWG | #8 – #12 AWG | Gray P29 (2) | — | — | CD-2001-4 Gray P29 (1) |
| | #6 AWG | #12 – #10 AWG | | | | |
| CTAPF4-12 | #6 AWG | #8 – #6 AWG | Brown P33 (4) | CDM-920-2 Brown P33M (1) | CDM-2001-2 Brown P33M (1) | CD-2001-2 Brown P33 (2) |
| | #5, #4 AWG | #12 – #8 AWG | | | | |
| CTAPF3-12 | #5, #4 AWG | #6 – #5 AWG | Green P37 (4) | CDM-920-1 Green P37M (1) | CDM-2001-1 Green P37M (1) | CD-2001-1 Green P37 (2) |
| | #3 AWG | #12 – #6 AWG | | | | |
| CTAPF2-12 | #4 AWG | #4 AWG | — | CDM-920-1/0 Pink P42M (1) | CDM-2001-1/0 Pink P42M (1) | CD-2001-1/0 Pink P42 (2) |
| | #3 AWG | #5 AWG | | | | |
| | #2 AWG | #12 – #6 AWG | | | | |
| CTAPF1-12 | #3 AWG | #4 – #3 AWG | — | CDM-920-2/0 Black P45M (1) | CDM-2001-2/0 Black P45M (2) | CD-2001-2/0 Black P45 (3) |
| | #2 AWG | #5 – #4 AWG | | | | |
| | #1 AWG | #12 – #5 AWG | | | | |
| CTAPF1/0-12 | #2 AWG | #4 – #2 AWG | — | CDM-920-3/0 Orange P50M (1) | CDM-2001-3/0 Orange P50M (2) | CD-2001-3/0 Orange P50 (3) |
| | #1 AWG | #4 – #3 AWG | | | | |
| | 1/0 AWG | #12 – #4 AWG | | | | |
| CTAPF2/0-12 | #1 AWG | #2 – #1 AWG | — | CDM-920-4/0 Purple P54M (1) | — | CD-2001-4/0 Purple P54 (3) |
| | 1/0 AWG | #3 – #2 AWG | | | | |
| | 2/0 AWG | #12 – #3 AWG | | | | |
| CTAPF3/0-12 | 1/0 AWG | #1 – 1/0 AWG | — | CDM-920-250 Yellow P62M (1) | — | CD-2001-250 Yellow P62 (3) |
| | 2/0 AWG | #2 – #1 AWG | | | | |
| | 3/0 AWG | #12 – #2 AWG | | | | |

①The CT-1700 crimp die pockets are integrated into the tool frame.
 ②CDM-920 dies can be used with CT-940CH and CT-2940 tools with CD-940-DA adapter.

For use with
Copper
Conductors

Installation Tooling and Die Selections for: Type CTAPF (continued)

| Panduit Part Number | Stranded Wire Size | | Burndy | | Thomas & Betts |
|---------------------|--------------------|---------------|---|--|---|
| | Run | Tap | Y35, Y39, Y45, Y46, Y750BH-2 Y750, BAT35, BAT750, Y35BH, Y39BH, Y750BH, Y750HS, PAT750, Y750-2 | Y500CT-HS, BCT500-HS, BCT500, Y500CT | TBM8-750, TBM8-750M-1, TBM8-750BSCR |
| | | | Die Part Number/Color Code and Die Index Number/ (Number of Crimps) | | |
| CTAPF10-16 | #14 AWG | #16 – #14 AWG | — | — | — |
| | #12 AWG | #16 – #12 AWG | — | — | — |
| | #10 AWG | #14 AWG | — | — | — |
| CTAPF8-12 | #10 AWG | #10 AWG | — | — | — |
| | #8 AWG | #12 AWG | — | — | — |
| CTAPF6-12 | #8 AWG | #8 – #12 AWG | — | — | — |
| | #6 AWG | #12 – #10 AWG | — | — | — |
| CTAPF4-12 | #6 AWG | #8 – #6 AWG | UC4 Brown 10M (1) | WC4 Brown 10M (1) | TBM8-750C20 (1) |
| | #5, #4 AWG | #12 – #8 AWG | — | — | — |
| CTAPF3-12 | #5, #4 AWG | #6 – #5 AWG | — | — | TBM8-750C2530 (1) |
| | #3 AWG | #12 – #6 AWG | — | — | — |
| CTAPF2-12 | #4 AWG | #4 AWG | UC2 Pink 12M (1) | WC2 Pink 12M (1) | TBM8-750C2530 (1) |
| | #3 AWG | #5 AWG | — | — | — |
| | #2 AWG | #12 – #6 AWG | — | — | — |
| CTAPF1-12 | #3 AWG | #4 – #3 AWG | UC1 Black 13M (1) | WC1 Black 13M (2) | TBM8-750C3540 (1) |
| | #2 AWG | #5 – #4 AWG | — | — | — |
| | #1 AWG | #12 – #5 AWG | — | — | — |
| CTAPF1/0-12 | #2 AWG | #4 – #2 AWG | UC25 Orange 14M (1) | WC25 Orange 14M (2) | TBM8-750C3540 (1) |
| | #1 AWG | #4 – #3 AWG | — | — | — |
| | 1/0 AWG | #12 – #4 AWG | — | — | — |
| CTAPF2/0-12 | #1 AWG | #2 – #1 AWG | — | — | TBM8-750C4550 (1) |
| | 1/0 AWG | #3 – #2 AWG | — | — | — |
| CTAPF3/0-12 | 2/0 AWG | #12 – #3 AWG | — | — | — |
| | 1/0 AWG | #1 – 1/0 AWG | — | — | TBM8-750C4550 (1) |
| | 2/0 AWG | #2 – #1 AWG | — | — | — |
| | 3/0 AWG | #12 – #2 AWG | — | — | — |

A.
System
Overview

B1.
Cable Ties

B2.
Cable
Accessories

B3.
Stainless
Steel Ties

C1.
Wiring
Duct

C2.
Surface
Raceway

C3.
Abrasion
Protection

C4.
Cable
Management

D1.
Terminals

D2.
Power
Connectors

D3.
Grounding
Connectors

E1.
Labeling
Systems

E2.
Labels

E3.
Pre-Printed
& Write-On
Markers

E4.
Permanent
Identification

E5.
Lockout/
Tagout
& Safety
Solutions

F.
Index

A. System Overview

B1. Cable Ties

B2. Cable Accessories

B3. Stainless Steel Ties

C1. Wiring Duct

C2. Surface Raceway

C3. Abrasion Protection

C4. Cable Management

D1. Terminals

D2. Power Connectors

D3. Grounding Connectors

E1. Labeling Systems

E2. Labels

E3. Pre-Printed & Write-On Markers

E4. Permanent Identification

E5. Lockout/Tagout & Safety Solutions

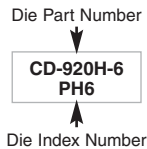
F. Index

For use with Copper Conductors

Installation Tooling and Die Selections for: Type HTCT

How to read this chart

For HTCT6X-6X tap and CT-2931 crimping tool:



| Installation Tools | | |
|--|---|---|
| 15 TON | 14 TON | 12 TON |
| Panduit | | |
| CT-940CH ^① CT-2940 ^① CT-2940/L ^① CT-2940/LE ^① | CT-930 CT-930CH CT-2930 CT-2930/L CT-2930/LE | CT-920 CT-920CH CT-2920 CT-2931 CT-2931/E |
| Burndy | | |
| Y46 ^① Y46C ^① | — | Y35 , Y35-2 , Y35BH , Y35BH-4 , Y750 , Y39 , Y39BH , Y750-2 , Y750BH , Y750BH-2 , Y750HS , BAT35 , BAT750 , BAT750C , PAT750 , PAT750C |

| Thomas & Betts | | |
|-------------------------------------|---|---|
| TBM15I , TBM15BSCR | TBM14M , TBM14BSCR , BPLT14BSCR , 13100A | — |

| Panduit Part Number | Copper Conductor Sizes (Code Cable) | | | | Copper Conductor Sizes (Flex Cable) Types G, H, I, K, M and Locomotive (DLO) | | | | Crimp Die Color Code |
|---------------------|-------------------------------------|-------------------|------------|------------|--|------------|------------|------------|----------------------|
| | Run | Tap 1 | Tap 2 | Tap 3 | Main | Tap 1 | Tap 2 | Tap 3 | |
| HTCT6X-6X | #6-#14 AWG | #6-#14 AWG | — | — | #6-#10 AWG | #6-#14 AWG | — | — | Orange |
| HTCT2-2 | #2-#6 AWG | #2-#6 AWG | #8-#14 AWG | #8-#14 AWG | #2-#8 AWG | #2-#8 AWG | #8-#14 AWG | #8-#14 AWG | Brown |
| HTCT250-2 | 250 kcmil -#2 AWG | #2-#6 AWG | #8-#14 AWG | — | 4/0-#2 AWG | #2-#8 AWG | #8-#14 AWG | — | Purple |
| HTCT250-250 | 250 kcmil -#2 AWG | 250 kcmil -#2 AWG | — | — | 4/0-#2 AWG | 4/0-#2 AWG | — | — | Purple |

| Panduit Crimp Die Part Number/Die Index Number (Number of Crimps = 1) | | |
|---|------------------|------------------|
| CD-920H-6 PH6 | CD-920H-6 PH6 | CD-920H-6 PH6 |
| CD-920H-2 PH2 | CD-920H-2 PH2 | CD-920H-2 PH2 |
| CD-930H-250 PH25 | CD-930H-250 PH25 | CD-930H-250 PH25 |
| CD-930H-250 PH25 | CD-930H-250 PH25 | CD-930H-250 PH25 |

①CD-920H and CD-930H dies can be used with CT-940CH and CT-2940 Panduit tools and Y46 and Y46C Burndy tools with CD-940-DA adapter. Panduit crimping dies must be used with all tooling (Panduit and competitor) to maintain UL/CSA certifications for applications up to 600 V.

X-ON Electronics

Largest Supplier of Electrical and Electronic Components

Click to view similar products for [Fibre Optic Connectors](#) category:

Click to view products by [Panduit](#) manufacturer:

Other Similar products are found below :

[0004700001](#) [6100-R](#) [6313](#) [F709722200](#) [F709730000](#) [F718183204](#) [F727403500](#) [F727752800](#) [8119](#) [9440F20-27S-190](#) [944-120-6001](#)
[9441F10SL-3S](#) [9444W28-21S](#) [9444W36-10S](#) [9446F10SL-4S](#) [9446W20-16S](#) [953-101-5310-P](#) [954-101-57202B](#) [A0270169](#) [12-9122](#) [12-5702](#)
[AX101713](#) [AX102420](#) [AX103923](#) [AX104024](#) [AX104193](#) [AX104230](#) [AX104562](#) [AX105203-B25](#) [AX105205-S1](#) [EHSC2M](#) [17-300800](#)
[181-011-126](#) [181-011-S](#) [181-057-126](#) [HRFC-R2\(40\)](#) [NKSOPBUY](#) [20500002116](#) [2064996-1](#) [20800001065](#) [2170](#) [9132](#) [2612](#) [2620](#) [9291](#)
[9440F16-10S](#) [9440F20-18S](#) [9446F16-10S-190](#) [953-106-50231](#) [953-120-5003](#)