


Grommet Edging

Protects and prevent wires and cables from chafing against sharp edges of panel walls and knockouts. In addition to standard grommet edging, Panduit offers grommet edging with a pressure sensitive adhesive that lines the base of the product, providing an easy, clean, and secure application. Grommet edging is available in Nylon 6 or natural or weather resistant polyethylene for use on straight or irregular shaped surfaces. Grommet edging is a part of the innovative solutions Panduit provides to protect wire and cable to help you manage your physical infrastructure.



Key Features	Benefits
Polyethylene material	Economical, durable, and highly flexible; weather resistant option available
Slotted nylon material available	For applications requiring maximum abrasion resistance, nylon material provides a wider operating temperature range and a higher flammability rating
Adhesive lined grommet edging available	Ensures the product will stay where it is installed; eliminates messy, user supplied adhesives for a faster and cleaner installation. To install adhesive lined grommet edging, clean the edge of the panel, install the product over the edge of the panel, and then apply thumb pressure to activate the adhesive and the installation is complete.
Slotted or solid wall construction	Use slotted wall grommet edging on irregularly shaped and round panel holes or solid wall grommet edging on straight paths to support a wide range of applications
No liner to remove from adhesive	Increases productivity and lowers installed cost

Technical Information

Material	Polyethylene or weather resistant polyethylene; RoHS compliant	Flame Retardant Polyethylene; RoHS compliant	Nylon; RoHS compliant
Maximum temperature rating:	122°F (50°C)	122°F (50°C)	149°F (65°C)
Minimum temperature rating:	-40°F (-40°C)	-40°F (-40°C)	-40°F (-40°C)
Color:	Available in natural or black (0)	Natural	Natural
Flammability rating:	UL HB	V-0	V-2

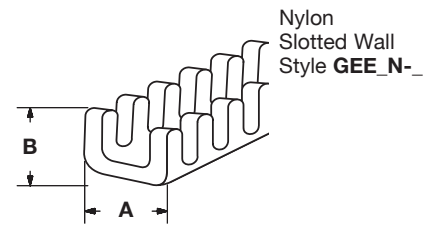
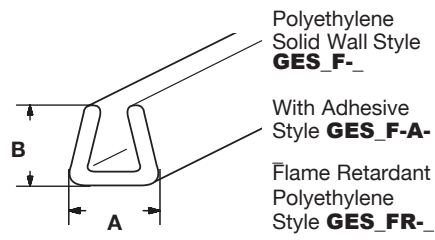
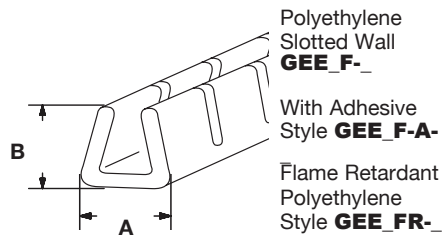
Use these tables as a guide to determine Panduit grommet edging sizes. The most common gauges for electrical applications of sheet metal dimensions are listed based on the Manufacturer Standard Gauge for Steel.

Gauge	Manufacturer Standard Gauge for Steel (In.)
5	.2092
6	.1943
7	.1793
8	.1644
9	.1495
10	.1345
11	.1196
12	.1046
13	.0897

Gauge	Manufacturer Standard Gauge for Steel (In.)
14	.0747
15	.0673
16	.0598
17	.0538
18	.0478
19	.0418
20	.0359
21	.0329
22	.0299

Gauge	Manufacturer Standard Gauge for Steel (In.)
23	.0269
24	.0239
25	.0209
26	.0179
27	.0164
28	.0149
29	.0135
30	.0120

Grommet Edging



Ordering information

Part Number**	Width A		Height B		Panel Thickness		Material	Color	Temperature Range	Std. Pkg. Qty.‡
	In.	mm	In.	mm	In.	mm				
Slotted Wall										
GEE36F-C	0.11	2.7	0.12	3.0	0.026 – 0.036	0.7 – 0.9	Polyethylene	Natural	-40°F – 122°F (-40°C – 50°C)	1
GEE36F-C0	0.11	2.7	0.12	3.0	0.026 – 0.036	0.7 – 0.9	Weather Resistant Polyethylene	Black		1
GEE62F-C	0.13	3.3	0.16	4.1	0.036 – 0.062	0.9 – 1.6	Polyethylene	Natural		1
GEE62F-C0	0.13	3.3	0.16	4.1	0.036 – 0.062	0.9 – 1.6	Weather Resistant Polyethylene	Black		1
GEE99F-C	0.17	4.3	0.19	4.7	0.062 – 0.099	1.6 – 2.5	Polyethylene	Natural		1
GEE99F-C0	0.17	4.3	0.19	4.7	0.062 – 0.099	1.6 – 2.5	Weather Resistant Polyethylene	Black		1
GEE144F-C	0.21	5.4	0.22	5.6	0.099 – 0.144	2.5 – 3.7	Polyethylene	Natural		1
GEE144F-C0	0.21	5.4	0.22	5.6	0.099 – 0.144	2.5 – 3.7	Weather Resistant Polyethylene	Black		1
Solid – Use on straight edges only										
GES36F-C	0.11	2.7	0.12	3.0	0.026 – 0.036	0.7 – 0.9	Polyethylene	Natural	-40°F – 122°F (-40°C – 50°C)	1
GES36F-C0	0.11	2.7	0.12	3.0	0.026 – 0.036	0.7 – 0.9	Weather Resistant Polyethylene	Black		1
GES62F-C	0.13	3.3	0.16	4.1	0.036 – 0.062	0.9 – 1.6	Polyethylene	Natural		1
GES62F-C0	0.13	3.3	0.16	4.1	0.036 – 0.062	0.9 – 1.6	Weather Resistant Polyethylene	Black		1
GES99F-C	0.17	4.3	0.19	4.7	0.062 – 0.099	1.6 – 2.5	Polyethylene	Natural		1
GES99F-C0	0.17	4.3	0.19	4.7	0.062 – 0.099	1.6 – 2.5	Weather Resistant Polyethylene	Black		1
GES144F-C	0.21	5.4	0.22	5.6	0.099 – 0.144	2.5 – 3.7	Polyethylene	Natural		1
GES144F-C0	0.21	5.4	0.22	5.6	0.099 – 0.144	2.5 – 3.7	Weather Resistant Polyethylene	Black		1
GES189F-C	0.30	7.6	0.30	7.6	0.144 – 0.189	3.7 – 4.8	Polyethylene	Natural		1
GES189F-C0	0.30	7.6	0.30	7.6	0.144 – 0.189	3.7 – 4.8	Weather Resistant Polyethylene	Black		1
Slotted Adhesive Lined										
GEE62F-A-C	0.13	3.3	0.16	4.1	0.036 – 0.062	0.9 – 1.6	Polyethylene	Natural	-40°F – 122°F (-40°C – 50°C)	1
GEE62F-A-C0	0.13	3.3	0.16	4.1	0.036 – 0.062	0.9 – 1.6	Weather Resistant Polyethylene	Black		1
GEE99F-A-C	0.17	4.3	0.19	4.7	0.062 – 0.099	1.6 – 2.5	Polyethylene	Natural		1
GEE99F-A-C0	0.17	4.3	0.19	4.7	0.062 – 0.099	1.6 – 2.5	Weather Resistant Polyethylene	Black		1
GEE144F-A-C	0.21	5.4	0.22	5.6	0.099 – 0.144	2.5 – 3.7	Polyethylene	Natural		1
GEE144F-A-C0	0.21	5.4	0.22	5.6	0.099 – 0.144	2.5 – 3.7	Weather Resistant Polyethylene	Black		1

Grommet Edging

Part Number**	Width A		Height B		Panel Thickness		Material	Color	Temperature Range	Std. Pkg. Qty.‡
	In.	mm	In.	mm	In.	mm				
Solid Adhesive Lined – Use on straight edges only										
GES62F-A-C	0.13	3.3	0.16	4.1	0.036 – 0.062	0.9 – 1.6	Polyethylene	Natural	-40°F – 122°F (-40°C – 50°C)	1
GES62F-A-C0	0.13	3.3	0.16	4.1	0.036 – 0.062	0.9 – 1.6	Weather Resistant Polyethylene	Black		1
GES99F-A-C	0.17	4.3	0.19	4.7	0.062 – 0.099	1.6 – 2.5	Polyethylene	Natural		1
GES99F-A-C0	0.17	4.3	0.19	4.7	0.062 – 0.099	1.6 – 2.5	Weather Resistant Polyethylene	Black		1
GES144F-A-C	0.21	5.4	0.22	5.6	0.099 – 0.144	2.5 – 3.7	Polyethylene	Natural		1
GES144F-A-C0	0.21	5.4	0.22	5.6	0.099 – 0.144	2.5 – 3.7	Weather Resistant Polyethylene	Black		1

Slotted Flame Retardant										
GEE36FR-CY	0.11	2.7	0.12	0.3	0.026 – 0.036	0.7 – 0.9	Flame Retardant Polyethylene	Natural	-40°F – 122°F (-40°C – 50°C)	1
GEE62FR-CY	0.13	3.3	0.16	4.1	0.036 – 0.062	0.9 – 1.6	Flame Retardant Polyethylene	Natural		1
GEE99FR-CY	0.17	4.3	0.19	4.7	0.062 – 0.099	1.6 – 2.5	Flame Retardant Polyethylene	Natural		1
GEE144FR-CY	0.21	5.4	0.22	5.6	0.099 – 0.144	2.5 – 3.7	Flame Retardant Polyethylene	Natural		1

Solid Flame Retardant – Used on straight edges only										
GES36FR-CY	0.11	2.7	0.12	0.3	0.026 – 0.036	0.7 – 0.9	Flame Retardant Polyethylene	Natural	-40°F – 122°F (-40°C – 50°C)	1
GES62FR-CY	0.13	3.3	0.16	4.1	0.036 – 0.062	0.9 – 1.6	Flame Retardant Polyethylene	Natural		1
GES99FR-CY	0.17	4.3	0.19	4.7	0.062 – 0.099	1.6 – 2.5	Flame Retardant Polyethylene	Natural		1
GES144FR-CY	0.21	5.4	0.22	5.6	0.099 – 0.144	2.5 – 3.7	Flame Retardant Polyethylene	Natural		1

Slotted Nylon										
GEE47N-C	0.13	3.2	0.14	3.6	0.039 – 0.055	1.0 – 1.4	Nylon 6	Natural	-40°F – 149°F (-40°C – 65°C)	1
GEE55N-C	0.13	3.4	0.14	3.6	0.047 – 0.063	1.2 – 1.6	Nylon 6	Natural		1
GEE71N-C	0.15	3.8	0.14	3.6	0.063 – 0.079	1.6 – 2.0	Nylon 6	Natural		1
GEE98N-C	0.18	4.6	0.14	3.6	0.091 – 0.106	2.3 – 2.7	Nylon 6	Natural		1
GEE134N-C	0.21	5.3	0.14	3.6	0.126 – 0.142	3.2 – 3.6	Nylon 6	Natural		1

‡Product may contain splices. Contact Panduit Customer Service for further information.

WORLDWIDE SUBSIDIARIES AND SALES OFFICES

PANDUIT CANADA
Markham, Ontario
cs-cdn@panduit.com
Phone: 800.777.3300

PANDUIT EUROPE LTD.
London, UK
cs-emea@panduit.com
Phone: 44.20.8601.7200

PANDUIT SINGAPORE PTE. LTD.
Republic of Singapore
cs-ap@panduit.com
Phone: 65.6305.7575

PANDUIT JAPAN
Tokyo, Japan
cs-japan@panduit.com
Phone: 81.3.6863.6000

PANDUIT LATIN AMERICA
Jalisco, Mexico
cs-la@panduit.com
Phone: 52.33.3777.6000

PANDUIT AUSTRALIA PTY. LTD.
Victoria, Australia
cs-aus@panduit.com
Phone: 61.3.9794.9020

For a copy of Panduit product warranties, log on to www.panduit.com/warranty

For more information

Visit us at www.panduit.com

Contact Customer Service by email: cs@panduit.com
or by phone: 800-777-3300 and reference WACB16

©2015 Panduit Corp.
ALL RIGHTS RESERVED.
Product Bulletin Number WACB29--WW-ENG
12/2015

X-ON Electronics

Largest Supplier of Electrical and Electronic Components

Click to view similar products for [Grommets & Bushings](#) category:

Click to view products by [Panduit](#) manufacturer:

Other Similar products are found below :

[M10-036565-101](#) [M10-036565-143](#) [M10-036565-183](#) [205339-4](#) [M10-036565-122](#) [M10-036565-163](#) [3-1991136-0](#) [561-FGUP0850B](#) [561-MP13716](#) [561-FGUP0400N](#) [1398081-1](#) [1301800320](#) [M10-036565-232](#) [2298](#) [4014B](#) [2407](#) [2141-P](#) [HTL-40-10-TPE](#) [2417-P](#) [2917-P](#) [3108-P](#) [2871-P](#) [1342664](#) [100187](#) [100188](#) [100216](#) [100223](#) [100236](#) [52001970](#) [52002010](#) [52002020](#) [52002050](#) [1301800412](#) [FEM 27-35](#) [100175](#) [100176](#) [100178](#) [100182](#) [100196](#) [100238](#) [100244](#) [100744](#) [100084](#) [100174](#) [100177](#) [100179](#) [100180](#) [100181](#) [100186](#) [100721](#)