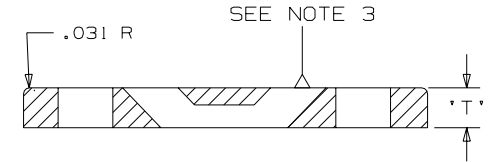
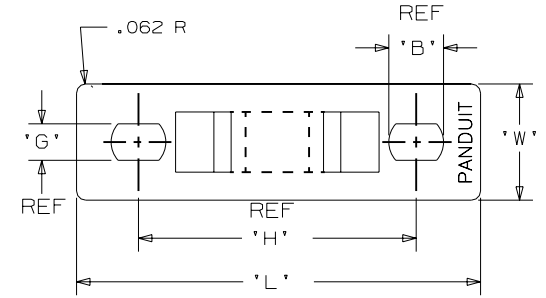


THIS COPY IS PROVIDED ON A RESTRICTED BASIS AND IS NOT TO BE USED IN ANY WAY DETRIMENTAL TO THE INTERESTS OF PANDUIT CORP.

PANDUIT PART NUMBER*	NO. OF BUNDLES	'G' REF	REC. FAST.	'B' REF	'L' ± .063	'W'	'T'	'H' REF	USE WITH CABLE TIE	WEIGHT (lbs/l g) 100 pcs.
MTP1S-E6	1	0.147	#6 SCR.	0.220	1.75	0.500	0.125	1.25	M, I, S	0.3/[136.1]
MTP2S-E6	2				3.00			2.50		0.6/[272.2]
MTP3S-E6	3				4.25			3.75		0.8/[362.9]
MTP4S-E6	4				5.50			5.00		1.1/[499.0]
MTP5S-E6	5				6.75			6.25		1.3/[598.7]
MTP1S-E10	1	0.205	#10 SCR.	0.305	1.75	0.625	0.203	1.25	M, I, S, H	0.3/[136.1]
MTP2S-E10	2				3.00			2.50		0.6/[272.2]
MTP3S-E10	3				4.25			3.75		0.8/[362.9]
MTP4S-E10	4				5.50			5.00		1.0/[453.6]
MTP5S-E10	5				6.75			6.25		1.3/[598.7]
MTP1H-E6	1	0.147	#6 SCR.	0.220	2.09	0.625	0.203	1.50	M, I, S, H	0.8/[362.9]
MTP2H-E6	2				3.59			3.00		1.3/[598.7]
MTP3H-E6	3				5.09			4.50		1.8/[816.5]
MTP4H-E6	4				6.59			6.00		2.4/[1088.6]
MTP5H-E6	5				8.09			7.50		2.9/[1315.4]
MTP6H-E6	6				9.59			9.00		3.4/[1542.2]
MTP1H-E10	1	0.205	#10 SCR.	0.305	2.09	0.625	0.203	1.50	M, I, S, H	0.7/[317.5]
MTP2H-E10	2				3.59			3.00		1.3/[598.7]
MTP3H-E10	3				5.09			4.50		1.8/[816.5]
MTP4H-E10	4				6.59			6.00		2.3/[1043.3]
MTP5H-E10	5				8.09			7.50		2.8/[1270.1]
MTP6H-E10	6				9.59			9.00		3.4/[1542.2]

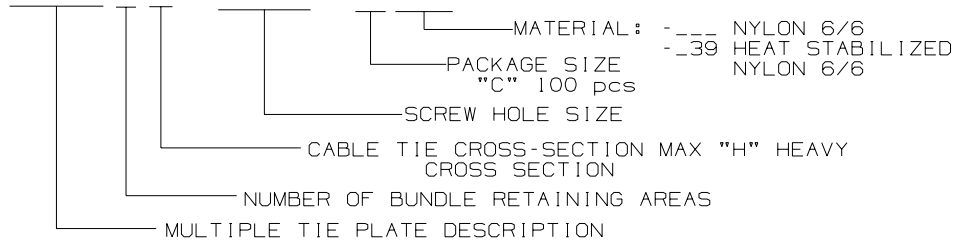


NOTES:

*1. SEE CURRENT PRICE SHEET FOR PART NUMBER SUFFIX DESIGNATION FOR PACKAGE SIZE.

2. PART NUMBER EXAMPLE:

M T P 4 H - E 1 0 - C 3 9



3. KNOCKOUT PIN WITNESS SHALL BE FLUSH TO RECESSED

4. ENGRAVING PLACED ON THE TOP SURFACE ('PANDUIT' AS SHOWN) SHALL BE LOCATED ON THE ENDS OF THE PART AT A MAXIMUM HEIGHT OF 0.002

DIMENSIONS IN BRACKETS ARE METRIC [mm]	
CAD FILENAME/LAYERS	G00239DF_PB_MTP_05
TINLEY PARK, ILLINOIS	
<p>MTP SERIES MULTIPLE TIE PLATE</p>	
UNLESS OTHERWISE SPECIFIED, DIMENSIONAL TOLERANCES ARE: (.X) ±0.05 [1.3] (.XXX) ±0.010 [0.25] (.XX) ±0.02 [0.5] ANGLES ± 5°	UNLESS OTHERWISE SPECIFIED, ALL DIMENSIONS ARE GIVEN IN INCHES, THIRD ANGLE PROJECTION.
DRAWN BY C J G	MAT'L:
DATE 6/03/96	SCALE NONE
CHK'D	DRAWING NO. GB0239DF
SEE NOTE 2	DWG SIZE A

5	4-24-06	TMSA	ADDED BLENDS TO CORNER AND TOP OF PART 1/16 R & 1/32 R, ADDED NOTES 3 & 4	GB0239DF	5				
REV	DATE	BY	CHK	DESCRIPTION	ECN	R	CUST	SUP	

X-ON Electronics

Largest Supplier of Electrical and Electronic Components

Click to view similar products for [Cable Tie Mounts](#) category:

Click to view products by [Panduit](#) manufacturer:

Other Similar products are found below :

[3-350087-0](#) [CTB75X75BKA-C](#) [561-EZAB580T](#) [561-EZS375B40](#) [561-TA250125](#) [08443-0](#) [10035-0](#) [561-TA00600](#) [1689174-1](#) [08445-0](#)
[10351-0](#) [561-TA250125B](#) [20015-0](#) [10350-0](#) [10029-0](#) [08484-0](#) [08446-0](#) [08318-0](#) [PAM075NY-A-C](#) [MTH1-3](#) [10044](#) [151-01802](#) [151-11319](#)
[151-11819](#) [PLWP1SB-D](#) [PLWP1M-C](#) [PLWP2SA-D](#) [PLWP2SB-D](#) [PLWP2S-C](#) [PLWP1S-D](#) [PLWP1M-D](#) [TA1S8-C](#) [ABM3H-A-L](#) [ABM3H-](#)
[AT-T0](#) [EMS-A-C0](#) [EMSK3-1-3-0](#) [10079](#) [10030](#) [151-10930](#) [151-10920](#) [3590](#) [151-28320](#) [151-28349](#) [151-28530](#) [151-10914](#) [151-10904](#) [151-](#)
[10915](#) [151-10916](#) [151-10906](#) [115-06960](#)