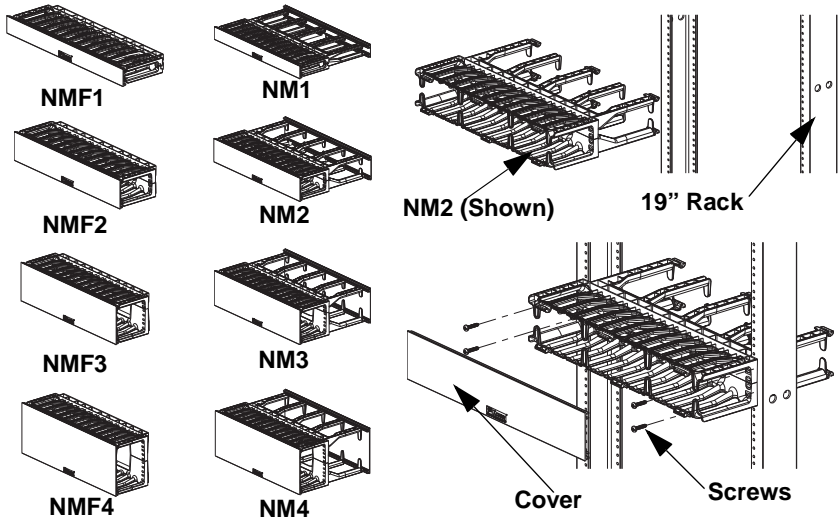


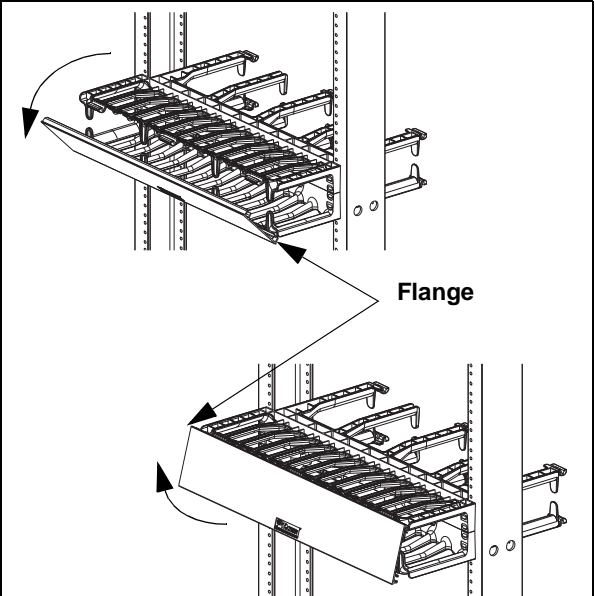
INSTRUCTIONS CM334

© Panduit Corp. 2007



Install the managers to the rack with 12-24x1 screws provided. Install the Covers to the manager by positioning it flat against the front/rear of the manager and pushing to snap in place.

Note: The recommended assembly torque shall be 9+/- in-lb. for #12-24 screws, 1+/-0.1 N-m M6 screws



The hinged cover opens from the top or the bottom. Pull flanges to open and push cover to close.

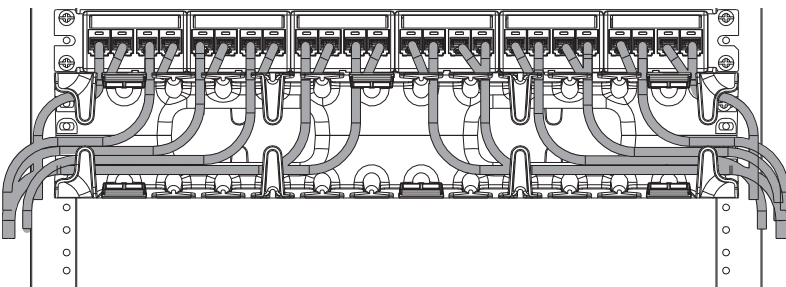
The *NETMANAGER* cable manager is recommended for use with Panduit 24 or 48 port patch panels mounted above and below the manager. When routing the cables for the patch panels, either of the following two methods are recommended to help maintain cable bend radius.

METHOD 1: For each row of 24 ports, place two cables in each slot on the manager.

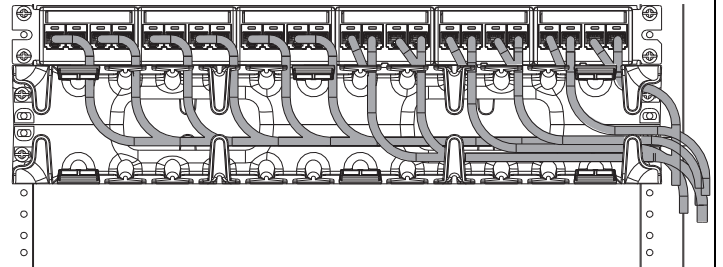
Route half the cables through each of the wire retainers on the ends of the manager.

METHOD 2: If the cables are coming from one side of the rack, place 2 cables in each of the slots on the manager.

NOTE: When using front and back *NETMANAGERS* to manage cables on the rear of the rack, place 6 cables in each of the 4 slots in the rear of the manager, for each row of 24 ports.



Method 1



Method 2

X-ON Electronics

Largest Supplier of Electrical and Electronic Components

Click to view similar products for [Racks & Rack Cabinet Accessories](#) category:

Click to view products by [Panduit](#) manufacturer:

Other Similar products are found below :

[M00-PLN](#) [F2424](#) [8351-832-A-24](#) [9104](#) [9105](#) [PLFF2000](#) [H-9163-B](#) [1427C3](#) [HTS10](#) [PC-79](#) [SC10-3A](#) [SC4-28](#) [CG3-340S/12](#) [CP-001BK](#)
[M6123-4007-SS](#) [TS170](#) [LP40](#) [5261304-07](#) [CG3-160G](#) [7112C-PLN](#) [ALUM](#) [CM10](#) [8610-3124-S-26](#) [TS81](#) [7142](#) [GP134](#) [M6125-4007-A-24](#)
[M6127-4007-SS](#) [PBCOVER](#) [512](#) [AEG-4000G](#) [AEG-3000G](#) [HD99](#) [SR2-66A2](#) [FP10B4HP-1](#) [FP52-2](#) [1406-1006-01](#) [29478](#) [TS2535](#) [TS169-](#)
[6](#) [CAC2](#) [HA19-3U](#) [BR-19-10-1](#) [TS180](#) [CG3-ESD](#) [SC11-1](#) [CFS-1.00/2.20](#) [AX6145WM](#) [HEC0800PB](#) [ZC633R](#) [140PLN](#)