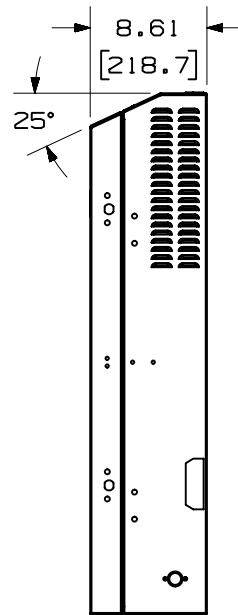
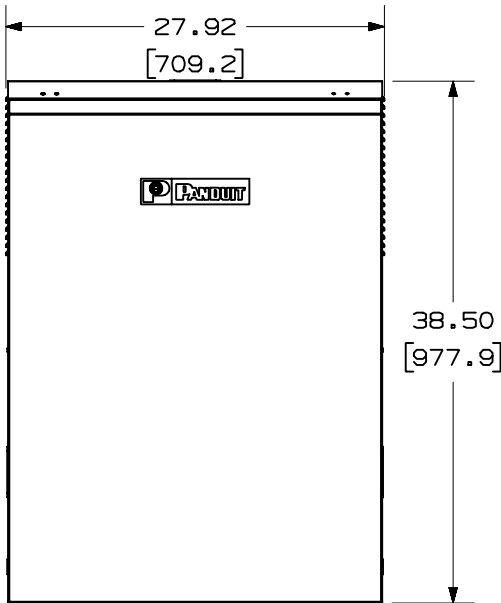
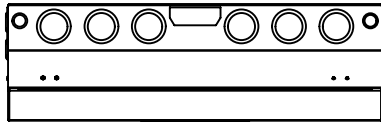


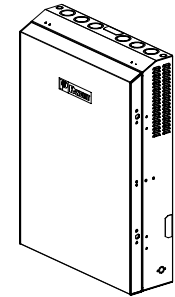
THIS COPY IS PROVIDED ON A RESTRICTED BASIS AND IS NOT TO BE USED IN ANY WAY DETRIMENTAL TO THE INTERESTS OF PANDUIT CORP.



PANDUIT P/N	WEIGHT
PZAEWM3	63.2 LB/EACH PC (28.7 Kg/EACH PC)

**NOTES:**

- SEE CATALOG FOR COMPLETE LIST OF PARTS APPLICABLE FOR USE WITH THIS PART.
- DIMENSIONS IN PARENTHESES ARE IN METRIC.
- PART INCLUDES:
  - 1- ENCLOSURE BASE
  - 1- ENCLOSURE DOOR
  - 36"- EDGE GROMMET
  - 10- TAK-TY'S™
  - 4- BEND RADIUS CLIP
  - 1- GROUNDING STRAP
  - 1- GROUNDING HARDWARE
  - 2- PORT ID LABEL
  - 1- DOOR LATCH AND HARDWARE
  - 2- SET OF HINGES AND HARDWARE
  - 1- WALL TEMPLATE



MODEL FILENAME	MO1247A0_PZAEWM3_03.PRT	SIZE <b>A</b>
DRAWING FILENAME	MO1247A0_DC_03A.PRT	

**PANZONE™ ACTIVE WALL MOUNT ENCLOSURE CUSTOMER DRAWING**

<p><b>PANDUIT</b>™ CORP. TINLEY PARK, ILL 60477</p>	I.I. NUMBER	N/A
	PRODUCT SPEC	N/A
	WORK INSTRUCTION	N/A
	SCALE	NONE
<p>THIRD ANGLE PROJECTION</p>	<p>ALL DIMENSIONS ARE GIVEN IN INCHES, UNLESS OTHERWISE SPECIFIED.</p> <p>DIMENSIONAL TOLERANCES ARE:                  (.X) ± (.XXX) ± .010(.3)                  (.XX) ±.031(.8) ANGLES ±</p>	
DRAWN BY JsP	MATERIAL:	PART NO. PZAEWM3
DATE 10-2-03	16 GAGE C.R.S.	DRAWING NO. 01247-41 SHEET 1 OF 2

REV	DATE	BY	CHK	DESCRIPTION	ECN	R	CUST	SUP	OTH
R	10-2-03	JsP		RELEASED TO PRODUCTION	01247-41				

THIS COPY IS PROVIDED ON A RESTRICTED BASIS AND IS NOT TO BE USED IN ANY WAY DETRIMENTAL TO THE INTERESTS OF PANDUIT CORP.

KNOCKOUT FOR T70 RACEWAY (4 PLCS.)

KNOCKOUT FOR 1/2" OR 3/4" CONDUIT. (4 PLCS.)

LOUVERED VENTS

KNOCKOUT FOR 1-3/4" OR 2" CONDUIT. (10 PLCS.)

16.00  
[406.4]

24.00  
[609.6]

PATCH PANEL BRACKET ROTATES 90° TO ALLOW ACCESS TO REAR OF PATCH PANELS.

3 RACK UNITS FOR PATCH PANELS.

PATCH PANEL BRACKET SHOWN IN THE DOWN POSITION.

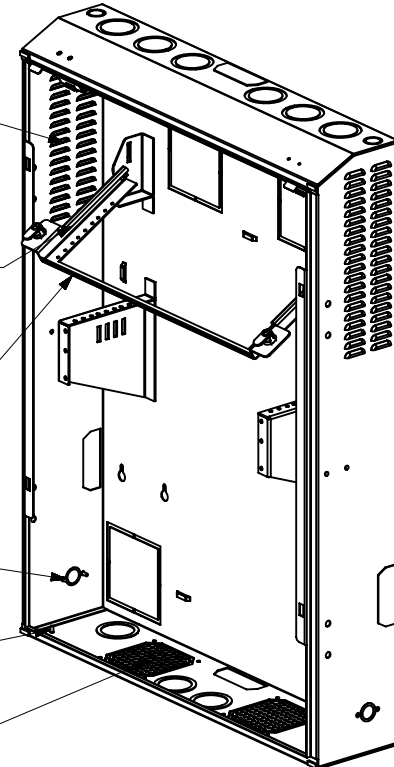
3 RACK UNITS FOR ACTIVE EQUIPMENT.

SPACE AVAILABLE FOR A DOUBLE GANG ELECTRICAL BOX. (2 PLCS)

GROUNDING STUDS LOCATED ON BOTH THE DOOR AND ENCLOSURE BASE.

VENTING FOR A 4.68" FAN. (2 PLCS)

25.50  
[647.7]



VIEW SHOWN WITH DOOR REMOVED.

MODEL FILENAME	MO1247A0_PZAEWM3_03.PRT	SIZE <b>A</b>
DRAWING FILENAME	MO1247A0_DC_03A.PRT	

PANZONE ACTIVE WALL MOUNT ENCLOSURE CUSTOMER DRAWING

<p>PANDUIT<sup>TM</sup> CORP. TINLEY PARK, ILL 60477</p>	I.I. NUMBER	N/A
	PRODUCT SPEC	N/A
	WORK INSTRUCTION	N/A
	SCALE	NONE
<p>THIRD ANGLE PROJECTION</p>	<p>ALL DIMENSIONS ARE GIVEN IN INCHES, UNLESS OTHERWISE SPECIFIED.</p> <p>DIMENSIONAL TOLERANCES ARE: (.X) ± (.XXX) ± .010(.3) (.XX) ±.03(.8) ANGLES ±</p>	
DRAWN BY JsP	MATERIAL:	PART NO. PZAEWM3
DATE 10-2-03	16 GAGE C.R.S.	DRAWING NO. 01247-41 SHEET 2 OF 2

REV	DATE	BY	CHK	DESCRIPTION	ECN	R	CUST	SUP	OTH
R	10-2-03	JsP		RELEASED TO PRODUCTION	01247-41				

## X-ON Electronics

Largest Supplier of Electrical and Electronic Components

*Click to view similar products for [Wire Ducting](#) category:*

*Click to view products by [Panduit](#) manufacturer:*

Other Similar products are found below :

[66200A-10](#) [CVED32VEPG](#) [CVED40VEPG](#) [F512D5-5F140Y](#) [F512D5-5F200Y](#) [F512D5-5F26Y](#) [F512D5-5F30Y](#) [F512D5-5F33Y](#) [F512D5-5F34Y](#) [F512D5-5F45Y](#) [F512D5-5F50Y](#) [F512D5-5F54Y](#) [F512D5-5F66Y](#) [F512D5-5F70Y](#) [F512D5-5F75Y](#) [F512D5-5F90Y](#) [F612D5-5F100Y](#) [F612D5-5F130Y](#) [F612D5-5F50Y](#) [F612D5-5F56Y](#) [F612D5-5F58Y](#) [F6L12D5-5F46](#) [F912D5-5F11Y](#) [F912D5-5F170Y](#) [F912D5-5F175Y](#) [F912D5-5F230Y](#) [F912D5-5F300Y](#) [F912D5-5F55Y](#) [F912D5-5F56Y](#) [F912D5-5F63Y](#) [F912D5-5F6Y](#) [F912D5-5F75Y](#) [F912D5-5F85Y](#) [F912D5-5F86Y](#) [F912D5-5F88Y](#) [F912D5-5F96Y](#) [FAP0047WBLMTP](#) [FAP12WBRDRDDLZ](#) [FAP12WDYLYLDLZ](#) [FAP12WEORORDLZ](#) [FAP6WEORORDLZ](#) [FAP6WFDBDBDLZ](#) [FAP8WEORORDLZ](#) [FCE2UWCL](#) [800A-LB](#) [802A-ECSP](#) [802I-ICSP](#) [FJQADH](#) [FJQFXT](#) [PED10](#)