

THIS COPY IS PROVIDED ON A RESTRICTED BASIS AND IS NOT TO BE USED IN ANY WAY DETRIMENTAL TO THE INTERESTS OF PANDUIT CORP.

NOTES:

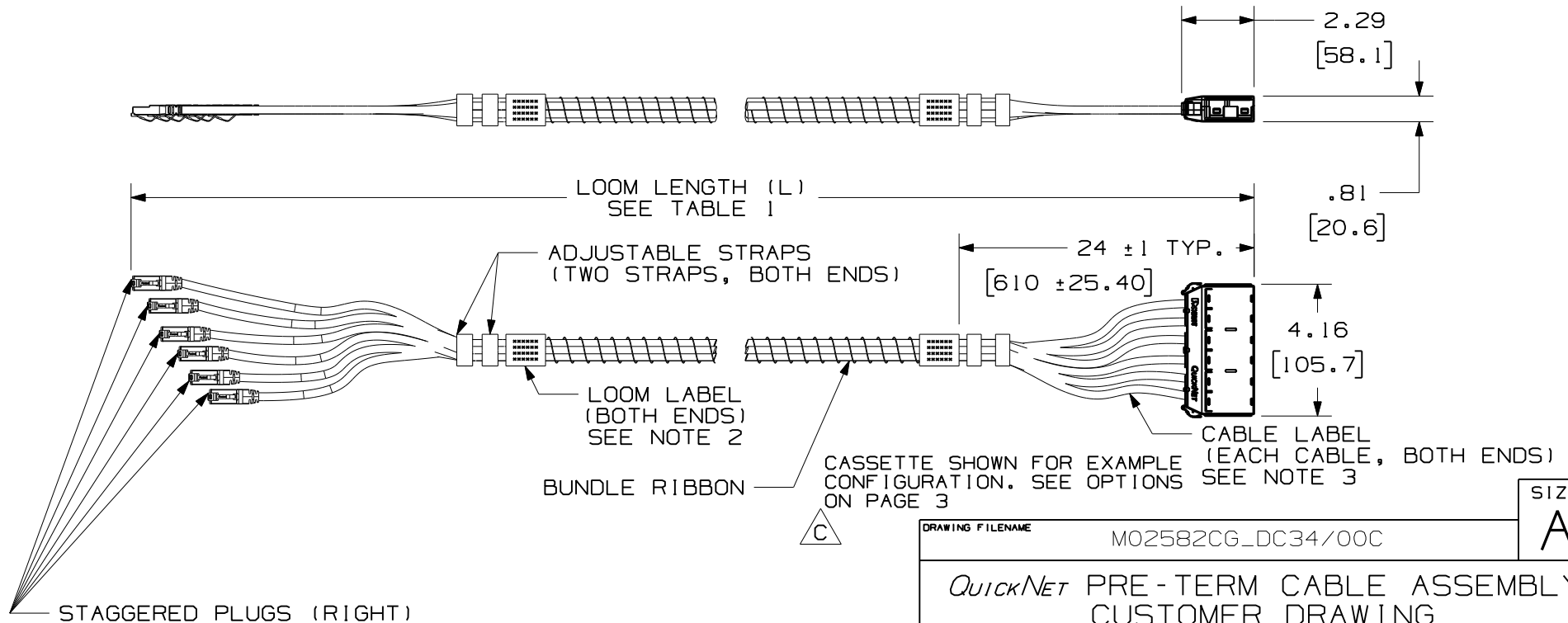
1. LOOM LENGTH (L) IS DEFINED AS THE MAXIMUM LENGTH FOR ANY CASSETTE, JACK, PLUG, OR UN-TERMINATED END CONFIGURATION.
2. THE LOOM LABELS CONTAIN AN 18-CHARACTER FIELD FOR CUSTOM TEXT, LOOM PART NUMBER, LOOM LENGTH AND CABLE PERFORMANCE, AND A UNIQUE LOOM SERIAL NUMBER.
3. THE CABLE LABELS CONTAIN THE CABLE #1-6 OR UP TO 15 CHARACTERS OF CUSTOM TEXT.
4. EACH CABLE IS PRINTED WITH NUMBERS 1-6 ALONG THE ENTIRE LENGTH OF THE LOOM FOR EASY IDENTIFICATION.
5. PLASTIC CASSETTES ARE COMPATIBLE WITH QPP/QAPP FAMILY OF QUICKNET PATCH PANELS. DIE CAST CASSETTES ARE COMPATIBLE WITH QSP/QASP FAMILY OF QUICKNET PATCH PANELS.

LOOM LENGTH (L)	LENGTH TOLERANCE
10-100 FT. (3-30M)	+6"/-0" (+.15M/-0)
101-200 FT. (31-60M)	+12"/-0" (+.3M/-0)
201-295 FT. (61-90M)	+24"/-0" (+.6M/-0)

A

B

C



C

SHOWN FOR EXAMPLE CONFIGURATION. SEE OPTIONS ON PAGE 3

SIZE

A

DRAWING FILENAME M02582CG_DC34/00C

QuickNET PRE-TERM CABLE ASSEMBLY CUSTOMER DRAWING

PANDUIT™ CORP.
TINLEY PARK, ILL 60477

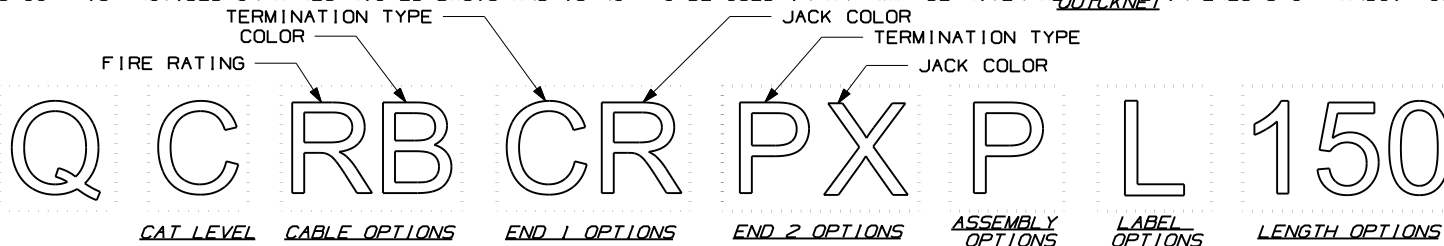
ALL DIMENSIONS ARE GIVEN IN INCHES, UNLESS OTHERWISE SPECIFIED.
DIMENSIONAL TOLERANCES ARE:
(.X) ±.03 (.XXX) ±.005
(.XX) ±.01 ANGLES ± 1°

THIRD ANGLE PROJECTION
DRAWN BY MDJr
DATE 12-14-06
REVIEW DRAWING NUMBERS
PART NO. SEE SHEET 3

CHK'D WFM1
MATERIAL
DRAWING NO. 02582-34 SHEET 1 OF 3

REV	DATE	BY	CHK	DESCRIPTION	ECN	R	CUST	SUP	OTH
I	4-1-10	BJN	CEF	D. ADDED KEYED & SD OPTIONS ON SH3 B. REVD NOTE 5 C. ADDED EXAMPLE CONFIG A. ADDED METRIC CONVERSION	02582-34	CEF		CEF	CEF
R	3-18-08	MDJr	WFM1	RELEASED TO PRODUCTION	02582-34		TRW		

THIS COPY IS PROVIDED ON A RESTRICTED BASIS AND IS NOT TO BE USED IN ANY WAY DETRIMENTAL TO THE INTERESTS OF PANDUIT CORP.



QUICKNET PRE-TERMINATED SOLUTION	PERFORMANCE LEVEL	FIRE RATING	CABLE COLOR
Q	A-UTP CAT 6A	P-PLENUM	B-BLUE
OK (OUICKNET KEYPED JACKS)	B-UTP CAT 6e	R-RISER	W-WHITE
	C-UTP CAT 6	L-LSZH	G-GREEN
	D-UTP CAT 5e	C-CM	Y-YELLOW
	E-STP CAT6A U/FTP		R-RED
	F-STP CAT 6 JACKS		I-INT. GRAY
	H-SHIELDED CAT6A S/FTP (IEEA ONLY)		L-BLACK
	I-SHIELDED CAT6A S/FTP (IEEA ONLY)		O-ORANGE
	J-SHIELDED CAT6A E/UTP (IEEA ONLY)		D-DARK GRAY
	K-SHIELDED CAT6A S/FTP (IEEA ONLY)		
	L-SHIELDED CAT6 E/UTP (IEEA ONLY)		
	N-UTP CAT6A 3 CABLE LOOM		
	O-UTP CAT6A 2 CABLE LOOM		
	P-UTP CAT6A 4-WAY		
	Q-UTP CAT6e 4-WAY		
	R-UTP CAT 6 4-WAY		
	S-UTP CAT 5e 4-WAY		
	T-UTP CAT6A U/FTP		
	U-STP CAT6A PATCH CORD CABLE		
	V-UTP CAT6A PATCH CORD CABLE		
	X-UTP CAT6A SD MATRIX CABLE		
	Y-		
	Z-UTP CAT6A MATRIX CABLE		

CONSULT FACTORY FOR OTHER AVAILABLE COLORS
X-MARKET COLOR

END 1 OPTIONS	
TERMINATION TYPE	JACK COLOR
C-CASSETTE	A-ARCTIC WHITE(AW)
J-JACK NO STAGGER	H-OFF WHITE(IW)
L-JACK STAGGER LT.	E-ELECTRIC IVORY
K-JACK STAGGER RT.	W-WHITE(WH)
P-PLUG NO STAGGER	I-INTERNATIONAL GRAY
S-PLUG STAGGER LT.	L-BLACK (FOR SHIELDED)
O-PLUG STAGGER RT.	O-ORANGE
T-PLUG STAGGER RT. FOR CISCO SWITCH	R-RED
V-PLUG STAGGER LT. FOR CISCO SWITCH	B-BLUE
	G-GREEN
	Y-YELLOW
	V-VIOLET
	T-TRI-COLOR
	X-IF NOT A JACK
	KEYED COLOR
	1-BLACK
	2-RED
	3-GREEN
	4-YELLOW
	5-ORANGE
	6-BLUE

IF KEYED (OK) SOLUTION FOR TERMINATION 2 COLORS ARE:

END 2 OPTIONS	
TERMINATION TYPE	JACK COLOR
C-CASSETTE	A-ARTIC WHITE(AW)
J-JACK NO STAGGER	H-OFF WHITE(IW)
L-JACK STAGGER LT.	E-ELECTRIC IVORY
K-JACK STAGGER RT.	W-WHITE(WH)
M-MUTOA BOX	-----
N-JACKS W/CASSETTE IN SEPARATE BOX	-----
P-PLUG NO STAGGER	I-INTERNATIONAL GRAY
S-PLUG STAGGER LT.	L-BLACK (FOR SHIELDED)
O-PLUG STAGGER RT.	O-ORANGE
	R-RED
	B-BLUE
	G-GREEN
	Y-YELLOW
	V-VIOLET
	T-TRI-COLOR
	X-IF NOT A JACK
	KEYED COLOR
	B-BLUE PACK
	L-BLACK PACK
	R-RED PACK
	W-WHITE PACK
A-6 SIX PACK PLUG	
F-RECESSED PLUG PACK	
	KEYED COLOR
	1-BLACK
	2-RED
	3-GREEN
	4-YELLOW
	5-ORANGE
	6-BLUE

IF KEYED (OK) SOLUTION FOR TERMINATION 2 COLORS ARE:

ASSEMBLY OPTIONS
P-PULLING EYE (WILL APPEAR IF UN-TERMINATED, JACK, PLUG OR PLUG PACK)
X-NO LOOM OPTIONS
S-TSB 155 INTERNAL TESTING ONLY
A-TSBA TERMINATION FOR CAT6 & 6A

LABEL OPTIONS
B-BOTH CUSTOM LOOM AND CABLE LOOMS
C-CUSTOM CABLE LABEL UP TO 15 CHARACTERS
L-CUSTOM LOOM LABEL UP TO 18 CHARACTERS
X-NO CUSTOM LABELS

LENGTH OPTIONS
10-295 FT. INCREMENTS OF ONE FOOT
3M-90M
IF IN METERS, NUMBER SHOWN AS LENGTH IS FOLLOWED BY "M" EXAMPLE: 90 METERS IS 90M
PLACE A "0" AFTER THE "M" TO INDICATE ZERO ADDITIONAL LENGTH.
PLACE A "5" AFTER THE "M" TO INDICATE 0.5M ADDITIONAL LENGTH.
1, E.: 90M: 90 METERS LONG
90M5: 90.5 METERS LONG

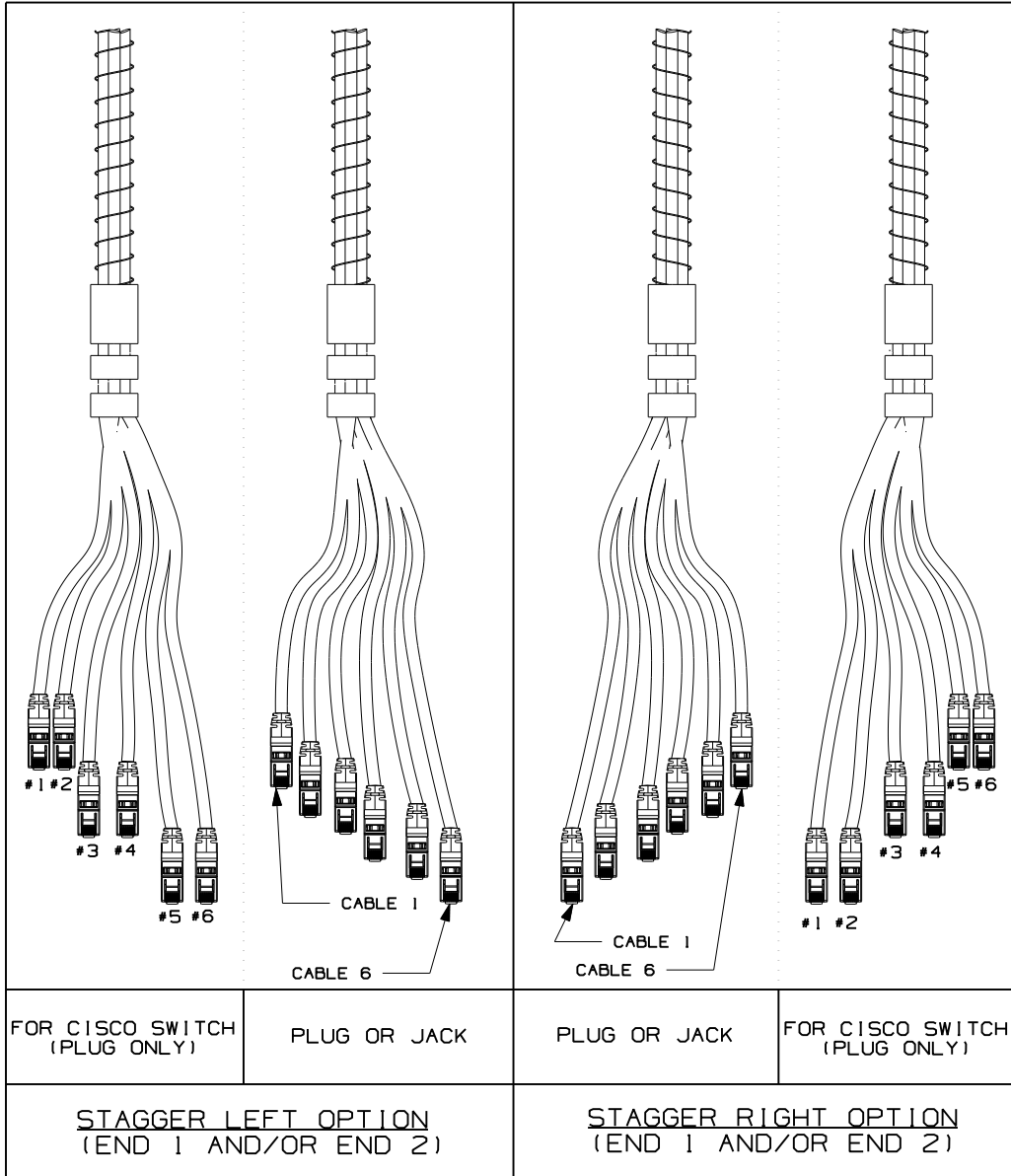
OVERWRAP OPTIONS
BLANK-LOOMED
T-TAK-TY
E-EXPANDABLE SLEEVING

*NOTE: THE LENGTH OPTIONS FOR THE SD TYPE PRODUCTS I.E., OX____, WILL BE 10-195 FT (3-60M)

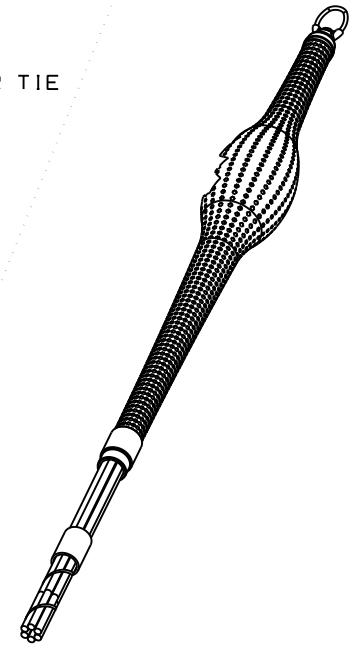
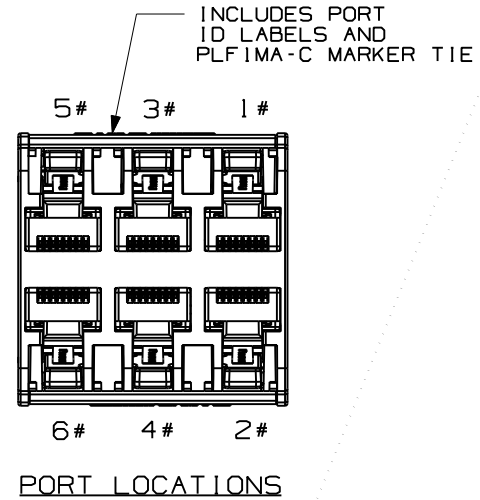
*CONSULT FACTORY FOR AVAILABLE CONFIGURATIONS

DRAWING FILENAME	M02582CG_DC34/00C	SIZE	A
QuickNet PRE-TERM CABLE ASSEMBLY CUSTOMER DRAWING			
	PANDUIT TM CORP. TINLEY PARK, ILL 60477	I.I. NUMBER	
ALL DIMENSIONS ARE GIVEN IN INCHES, UNLESS OTHERWISE SPECIFIED.		PRODUCT SPEC/ PKG SPEC	
DIMENSIONAL TOLERANCES ARE: (.X) ±.03 (.XXX) ±.005 (.XX) ±.01 ANGLES ± 1°		ASSY METHOD/ TEST METHOD	
THIRD ANGLE PROJECTION		SCALE	NONE
DRAWN BY	MDJr	REVIEW DRAWING NUMBERS	
DATE	12-14-06	PART NO.	SEE TABLES
CHK'D	WFM1	DRAWING NO.	02582-34
			SHEET 3 OF 3

REV	DATE	BY	CHK	DESCRIPTION	ECN	R	CUST	SUP	OTH
I	4-1-10	BJN	CEF	SEE SHEET 1 FOR CHANGES.	02582-34	CEF		CEF	CEF
R	3-18-08	MDJr	WFM1	SEE SHEET 1 FOR CHANGES.	02582-34		TRW		



PLUG PACK OPTION
(END 2 ONLY)



PULLING EYE OPTION
(END 2 ONLY)

MODEL FILENAME	SIZE
DRAWING FILENAME	A
M02582CG_DC34/00C	

QuickNET PRE-TERM CABLE ASSEMBLY
CUSTOMER DRAWING

<p>PANDUITTM CORP. TINLEY PARK, ILL 60477</p>	I.I. NUMBER
	PRODUCT SPEC/ PKG SPEC
<p>THIRD ANGLE PROJECTION</p>	ASSY METHOD/ TEST METHOD
	SCALE
<p>ALL DIMENSIONS ARE GIVEN IN INCHES, UNLESS OTHERWISE SPECIFIED.</p> <p>DIMENSIONAL TOLERANCES ARE: (.X) ±.03 (.XXX) ±.005 (.XX) ±.01 ANGLES ± 1°</p>	NONE
DRAWN BY	PART NO.
MDJr	SEE SHEET 3
DATE	DRAWING NO.
12-14-06	02582-34
CHK'D	SHEET 2 OF 3
WFM1	

REV	DATE	BY	CHK	DESCRIPTION	ECN	R	CUST	SUP	OTH
I	4-1-10	BJN	CEF	SEE SHEET 1 FOR CHANGES.	02582-34	CEF		CEF	CEF
R	3-18-08	MDJr	WFM1	SEE SHEET 1 FOR CHANGES.	02582-34		TRW		

X-ON Electronics

Largest Supplier of Electrical and Electronic Components

Click to view similar products for [Wire Ducting](#) category:

Click to view products by [Panduit](#) manufacturer:

Other Similar products are found below :

[66200A-10](#) [CVED32VEPG](#) [CVED40VEPG](#) [F512D5-5F140Y](#) [F512D5-5F200Y](#) [F512D5-5F26Y](#) [F512D5-5F30Y](#) [F512D5-5F33Y](#) [F512D5-5F34Y](#) [F512D5-5F45Y](#) [F512D5-5F50Y](#) [F512D5-5F54Y](#) [F512D5-5F66Y](#) [F512D5-5F70Y](#) [F512D5-5F75Y](#) [F512D5-5F90Y](#) [F612D5-5F100Y](#) [F612D5-5F130Y](#) [F612D5-5F50Y](#) [F612D5-5F56Y](#) [F612D5-5F58Y](#) [F6L12D5-5F46](#) [F912D5-5F11Y](#) [F912D5-5F170Y](#) [F912D5-5F175Y](#) [F912D5-5F230Y](#) [F912D5-5F300Y](#) [F912D5-5F55Y](#) [F912D5-5F56Y](#) [F912D5-5F63Y](#) [F912D5-5F6Y](#) [F912D5-5F75Y](#) [F912D5-5F85Y](#) [F912D5-5F86Y](#) [F912D5-5F88Y](#) [F912D5-5F96Y](#) [FAP0047WBLMTP](#) [FAP12WBRDRDDLZ](#) [FAP12WDYLYLDLZ](#) [FAP12WEORORDLZ](#) [FAP6WEORORDLZ](#) [FAP6WFDBDBDLZ](#) [FAP8WEORORDLZ](#) [FCE2UWCL](#) [800A-LB](#) [802A-ECSP](#) [802I-ICSP](#) [FJQADH](#) [FJQFXT](#) [PED10](#)