

specifications

The Gateway E24 provides support for up to 24 environmental sensors through a single IP address. The gateway consolidates all data captured from the connected sensors and displays baseline operational data through a web interface or via SmartZone™ Software platforms. Additionally, the gateway supports the "open" Simple Network Management Protocol (SNMP) to allow monitoring for conditions that warrant administrative attention via any network management system that supports the SNMP protocol, as well as supporting HTTP/HTTPS protocols for remote management capabilities.



technical information

Dimensions:	19 in. x 4.5 in. x 1.7 in. (483mm x 114mm x 44mm)
Weight:	4.72 lbs. (2.14 kg); 6.31 lbs. (2.86 kg) packaged
Packaging:	1.59 lbs. (0.72 kg)
Mounting:	19" rack mountable, housed in a 1RU metal case

key features and benefits

Centralized device management	Consolidates up to 24 connected environmental sensors into one intelligent gateway to consolidate monitoring and management of operational data, simplify troubleshooting, and allow faster polling of data
Single IP address	Allows all connected sensors to be combined through one single gateway IP address, reducing the need for separate IP ports, IP capital costs, and management overhead
Primary/secondary network topology	Houses the intelligence and power supply for connected devices within the gateway itself to simplify the network architecture and lower overall power consumption
SNMP enabled	Uses SNMP technology to detect potential service impacting power and environmental conditions and send timely administrative alerts to mitigate operational downtime
HTTP/HTTPS web interface	Provides authentication safeguards to securely allow users to configure, monitor, and control the gateway through remote management
SmartZone™ Software platform integration	Consolidates environmental data to be utilized by SmartZone™ Software platforms for real-time monitoring and display, management, and automated documentation

applications

The SmartZone™ Gateway E24 is an innovative, SNMP based gateway that simplifies the management of environmental sensors with one IP address, significantly reducing the number of IP addresses needed in the data center. This management information can then be displayed via an internal web interface or utilized by SmartZone™ Software platforms for real-time monitoring, management, and automated reporting of operational metrics. SmartZone™ Gateways are scalable solutions, ideally suited to brownfield or greenfield data centers and telco areas.

The SmartZone™ Gateway E24 is a purely environmental monitoring solution that supports 24 environmental sensors from a single IP address to monitor a wide variety of environmental conditions including temperature, humidity, air velocity, and security.

SmartZone™ Gateway E24

Gateway E24 test data

Power Supply	
Input Power	110~240 VAC
Input Connector	2 x IEC C14 Inlet
Power Consumption	(Max) 40W
Additional Information	Isolated Supply
Internal PSU	Dual
Operating Environment	
Operating Temperature	32°F to 113°F (0°C to 45°C)
Storage Temperature	14°F to 158°F (-10°C to 70°C)
Operating Humidity	15% to 85% RH
Storage Humidity	5% to 90% RH
MTBF	>100,000 Hrs.
Connectivity and Networking	
Network Type	Ethernet (802.3u)
Network Connection	RJ45
Link Speeds	10/100 Mbps with auto negotiation
Network Indications	Connection LED (Green); Network Speed LED (Yellow)
Sensors	
Number of Inputs	24 sensor inputs
Input Connector	8 way RJ45
Parameters Monitored	Temperature, humidity, smoke, door contact, shock, water, PIR and airflow sensors, and any 0-10 VDC output sensor
Temperature Monitoring Range	32°F to 140°F (0°C to 60°C)
Temperature Monitoring Accuracy	±5% Standard Transducer @68°F (20°C)
Humidity Monitoring Range	30% to 90% relative humidity
Humidity Monitoring Accuracy	±5% RH @ 77°F (25°C)
Analogue Resolution	12 Bit A/D
Additional Information	Inputs are not isolated; auto detection of supported sensors
Monitoring and Configuration	
The following monitoring and configuration methods are provided	Web management interface via HTTP or HTTPS (Secure); configurable SNMP and email alarm messages
Compliance	UL 60950-1 2nd edition, CAN/CSA-C22.2 No. 60950-1-07 Incl. Amd 1, CAN/CSA-CISPR 22-10, FCC Part 15B.Emissions

SmartZone™ Gateway E24

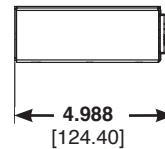
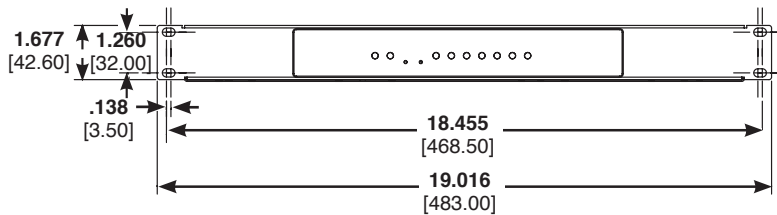
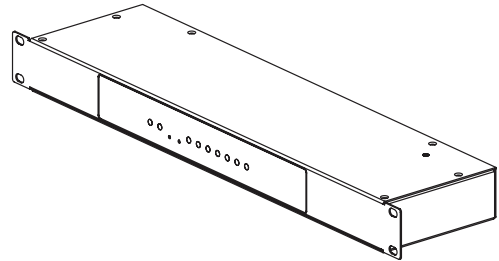

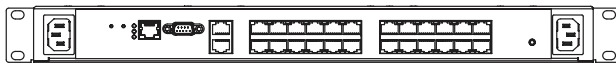
Gateway E24 test data (continued)

Front Panel Indicators	
Green LED Network	Ethernet connection present (flashing indicates traffic present)
Yellow LED Network Speed	Off indicates 10Mbps network; On indicates 100Mbps network link
Green LED CPU Status	Flash indicates correct operation of the Gateway E24
Red LED Alarm Status	One or more sensor input has exceeded a pre-set threshold
Orange LED Mode Master	Gateway is in Master Mode (i.e. connected to IP network)
Blue LED	Internal low voltage power supply is within range
Yellow LED AC Feed A	Presence of AC Power on Input Feed A
Yellow LED AC Feed B	Presence of AC Power on Input Feed B
Rear Panel Indicators	
Green LED Network	Ethernet connection present (flashing indicates traffic present)
Yellow LED Network Speed	Off indicates 10Mbps network; On indicates 100Mbps network link
Green LED CPU Status	Flash indicates correct operation of the Gateway E24
Red LED Alarm Status	One or more sensor input has exceeded a pre-set threshold
Blue LED	Internal low voltage power supply is within range

part numbers

Gateway E24	
ZAEH2-01	SmartZone™ Gateway E24 – UK-IEC power cable
ZAEH2-01-99	SmartZone™ Gateway E24 – no power cable
ZAEH2-01-NA	SmartZone™ Gateway E24– IEC - NEMA 5-15 power cable
ZAEH2-01-UNI	SmartZone™ Gateway E24 – IEC-IEC power cable
Sensors	
ZAPDUMODKIT	External LCD Display Kit with Case Enclosure
ZEAIR-02	Airflow Sensor
ZEDIC05-01	Digital Input Sensor
ZEDL05-01	Door Contact Sensor (micro switch type)
ZEDL05-02	Door Contact Sensor (magnetic type)
ZEPIR-04	PIR Sensor
ZESS04-01	Shock Sensor
ZETHL-10	Humidity Sensor
ZETHL-12	Temperature Sensor
ZETHL-13	External Temperature Sensor
ZEWD3-05	Water Sensor (contact type)
ZEWS-03-03	Water Sensor (rope type)

Gateway E24 dimensions



Dimensions are in inches. [Dimensions in brackets are metric].

WORLDWIDE SUBSIDIARIES AND SALES OFFICES

PANDUIT CANADA
Markham, Ontario
cs-cdn@panduit.com
Phone: 800.777.3300

PANDUIT EUROPE LTD.
London, UK
cs-emea@panduit.com
Phone: 44.20.8601.7200

PANDUIT SINGAPORE PTE. LTD.
Republic of Singapore
cs-ap@panduit.com
Phone: 65.6305.7575

PANDUIT JAPAN
Tokyo, Japan
cs-japan@panduit.com
Phone: 81.3.6863.6000

PANDUIT LATIN AMERICA
Guadalajara, Mexico
cs-la@panduit.com
Phone: 52.33.3777.6000

PANDUIT AUSTRALIA PTY. LTD.
Victoria, Australia
cs-aus@panduit.com
Phone: 61.3.9794.9020

For a copy of Panduit product warranties, log on to www.panduit.com/warranty

For more information

Visit us at www.panduit.com

Contact Customer Service by email: cs@panduit.com
or by phone: 800.777.3300



X-ON Electronics

Largest Supplier of Electrical and Electronic Components

Click to view similar products for [Wire Ducting & Raceways](#) category:

Click to view products by [Panduit](#) manufacturer:

Other Similar products are found below :

[800A-LB](#) [801I-LSP](#) [802A-ECSP](#) [802I-ICSP](#) [923223-000](#) [PRAF6WH-X](#) [A0405538](#) [1301150342](#) [1301160034](#) [1301170070](#) [1301180011](#)
[1301230083](#) [1301230153](#) [1301240273](#) [1301250006](#) [1302261238](#) [1302261321](#) [1302262552](#) [1302263103](#) [1302263178](#) [1302263259](#)
[1302263816](#) [1302263860](#) [1302264375](#) [1302264390](#) [1301150343](#) [1301160030](#) [1301170050](#) [1301170051](#) [1301170061](#) [1301180013](#)
[1301230086](#) [1301230130](#) [1301240054](#) [1302260055](#) [1302260376](#) [1302261343](#) [1302261344](#) [1302262674](#) [1302263095](#) [1302263166](#)
[1302263209](#) [1302263513](#) [1302263851](#) [1302263870](#) [1302264137](#) [1302264218](#) [DD1/J](#) [AX101472](#) [AX102007](#)