



5KMC12AS-AU ~ 5KMC70AS-AU Series

Transient Voltage Suppressor

Voltage 12~70 V **Power** 5000 W

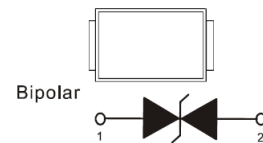
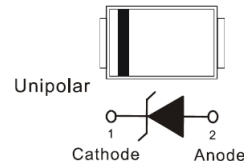
Features

- ISO10605(C=330pF, R=330Ω): ±30kV Air, ±30kV Contact
- ISO7637-2(Note 1):
 - Pulse 1: $V_S = -150V$
 - Pulse 2a: $V_S = +112V$
 - Pulse 3a: $V_S = -220V$
 - Pulse 3b: $V_S = +150V$
- High temperature soldering : 260°C/10 seconds at terminals
- AEC-Q101 qualified
- Lead free in compliance with EU RoHS 2.0
- Green molding compound as per IEC 61249 standard

Mechanical Data

- Case : Molded plastic, SMC
- Terminals : Solderable per MIL-STD-750, Method 2026
- Approx. Weight : 0.2325 grams

SMC



Maximum Ratings and Thermal Characteristics (T_A = 25 °C unless otherwise noted)

PARAMETER	SYMBOL	LIMIT	UNITS
Peak Pulse Power Dissipation(tp = 10 / 1000 us) ^(Note 2,3)	P _{PP}	5000	W
Peak Pulse Current on tp = 10 / 1000 us waveform ^(Fig.2) ^(Note 2)	I _{PPM}	See table 1	A
Power Dissipation on Infinite Heat Sink at T _L = 50 °C	P _D	6.5	W
Peak Forward Surge Current (8.3ms single half sine-wave) for Unidirectional only	I _{FSM}	300	A
ESD IEC61000-4-2(Air) ESD IEC61000-4-2(Contact)	V _{ESD}	±30 ±30	kV
Typical Thermal Resistance Junction to Ambient ^(Note 4)	R _{θJA}	125	°C/W
Operating Junction Temperature Range	T _J	-55~150	°C
Storage Temperature Range	T _{STG}	-55~150	°C

Notes :

1. Not applicable to parts with V_{RWM} lower than battery voltage
2. Non-repetitive current pulse, per Fig.3 and derated above T_A=25°C per Fig.2
3. Mounted on 100cm² copper pads to each terminal
4. Mounted on a FR4 PCB, single-sided copper, standard footprint
5. To calculate V_{BR} versus T_J : V_{BR} at T_J = V_{BR} at 25 °C x (1 + αT x (T_J - 25))
6. To calculate V_C versus T_J : V_C at T_J = V_C at 25 °C x (1 + αT x (T_J - 25))



5KMC12AS-AU ~ 5KMC70AS-AU Series

Electrical Characteristics (T_A = 25 °C unless otherwise noted)

Part Number		V _{RWM}	V _{BR}			I _R @ V _{RWM}		V _{C@IPP}		Typical Temp. Coefficient of V _{BR}	Marking Code	
			Min.	Max.	I _T	μA						
UNI	BI	V	V	V	mA	UNI	BI	V	A	%/°C	UNI	BI
5KMC12AS-AU	5KMC12CAS-AU	12	13.3	14.7	10	5	5	19.9	252	0.062	5K12AS	5K12CAS
5KMC13AS-AU	5KMC13CAS-AU	13	14.4	15.9	10	5	5	21.5	233	0.063	5K13AS	5K13CAS
5KMC14AS-AU	5KMC14CAS-AU	14	15.6	17.2	10	5	5	23.2	216	0.065	5K14AS	5K14CAS
5KMC15AS-AU	5KMC15CAS-AU	15	16.7	18.5	1	5	5	24.4	205	0.066	5K15AS	5K15CAS
5KMC16AS-AU	5KMC16CAS-AU	16	17.8	19.7	1	5	5	26	193	0.067	5K16AS	5K16CAS
5KMC17AS-AU	5KMC17CAS-AU	17	18.9	20.9	1	5	5	27.6	181	0.068	5K17AS	5K17CAS
5KMC18AS-AU	5KMC18CAS-AU	18	20	22.1	1	5	5	29.2	172	0.069	5K18AS	5K18CAS
5KMC20AS-AU	5KMC20CAS-AU	20	22.2	24.5	1	5	5	32.4	155	0.069	5K20AS	5K20CAS
5KMC22AS-AU	5KMC22CAS-AU	22	24.4	26.9	1	5	5	35.5	141	0.07	5K22AS	5K22CAS
5KMC24AS-AU	5KMC24CAS-AU	24	26.7	29.5	1	5	5	38.9	129	0.071	5K24AS	5K24CAS
5KMC26AS-AU	5KMC26CAS-AU	26	28.9	31.9	1	5	5	42.1	119	0.071	5K26AS	5K26CAS
5KMC28AS-AU	5KMC28CAS-AU	28	31.1	34.4	1	5	5	45.4	110	0.071	5K28AS	5K28CAS
5KMC30AS-AU	5KMC30CAS-AU	30	33.3	36.8	1	5	5	48.4	103	0.072	5K30AS	5K30CAS
5KMC33AS-AU	5KMC33CAS-AU	33	36.7	40.6	1	5	5	53.3	93.9	0.073	5K33AS	5K33CAS
5KMC36AS-AU	5KMC36CAS-AU	36	40	44.2	1	5	5	58.1	86.1	0.073	5K36AS	5K36CAS
5KMC40AS-AU	-	40	44.4	49.1	1	5	-	64.5	77.6	0.074	5K40AS	-
5KMC43AS-AU	-	43	47.8	52.8	1	5	-	69.4	72.1	0.075	5K43AS	-
5KMC45AS-AU	-	45	50	55.3	1	5	-	72.7	68.8	0.075	5K45AS	-
5KMC48AS-AU	-	48	53.3	58.9	1	5	-	77.4	64.7	0.076	5K48AS	-
5KMC51AS-AU	-	51	56.7	62.7	1	5	-	82.4	60.7	0.076	5K51AS	-
5KMC54AS-AU	-	54	60	66.3	1	5	-	87.1	57.5	0.077	5K54AS	-
5KMC58AS-AU	-	58	64.4	71.2	1	5	-	93.6	53.5	0.078	5K58AS	-
5KMC60AS-AU	-	60	66.7	73.7	1	5	-	96.8	51.7	0.078	5K60AS	-
5KMC64AS-AU	-	64	71.1	78.6	1	5	-	103	48.6	0.079	5K64AS	-
5KMC70AS-AU	-	70	77.8	86	1	5	-	113	44.3	0.08	5K70AS	-



5KMC12AS-AU ~ 5KMC70AS-AU Series

TYPICAL CHARACTERISTIC CURVES

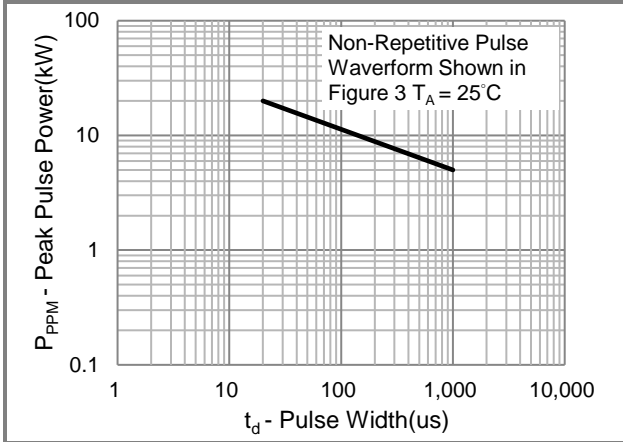


Fig.1 Pulse Power Rating Curve

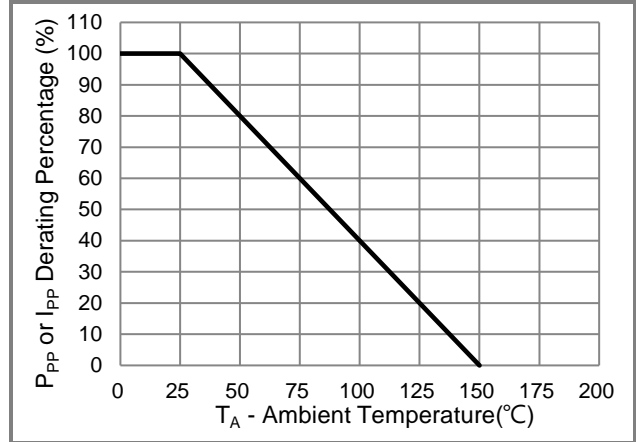


Fig.2 Derating Curve

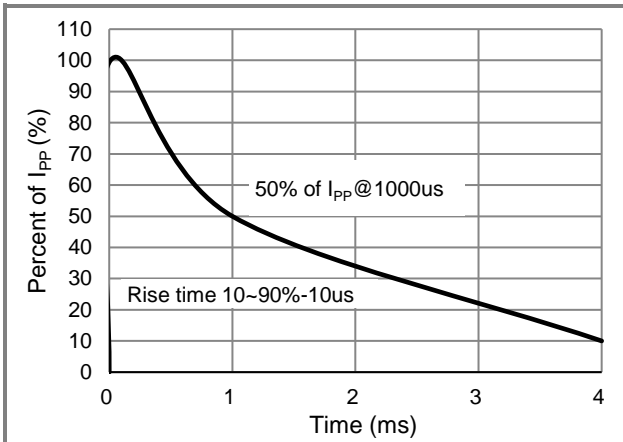


Fig.3 10/1000us Pulse Waveform

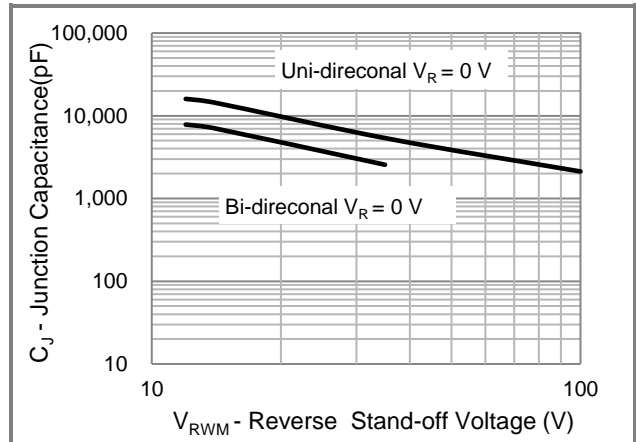


Fig.4 Typical Capacitance

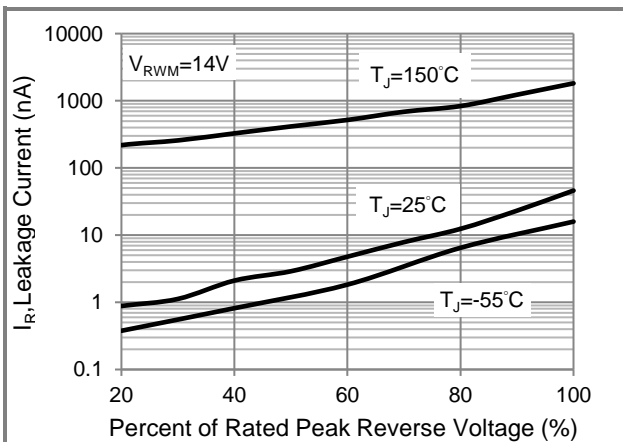


Fig.5 Typical Reverse Characteristics

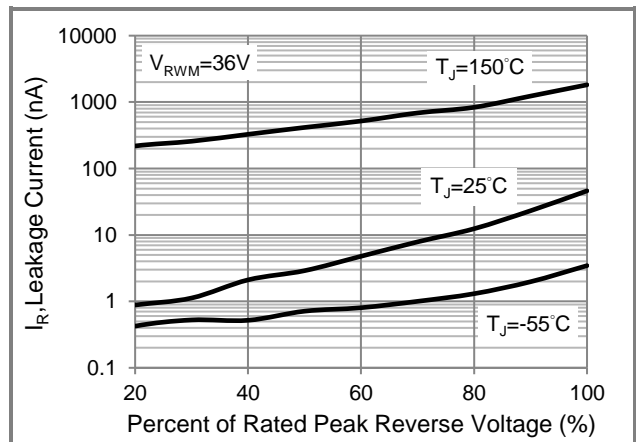


Fig.6 Typical Reverse Characteristics

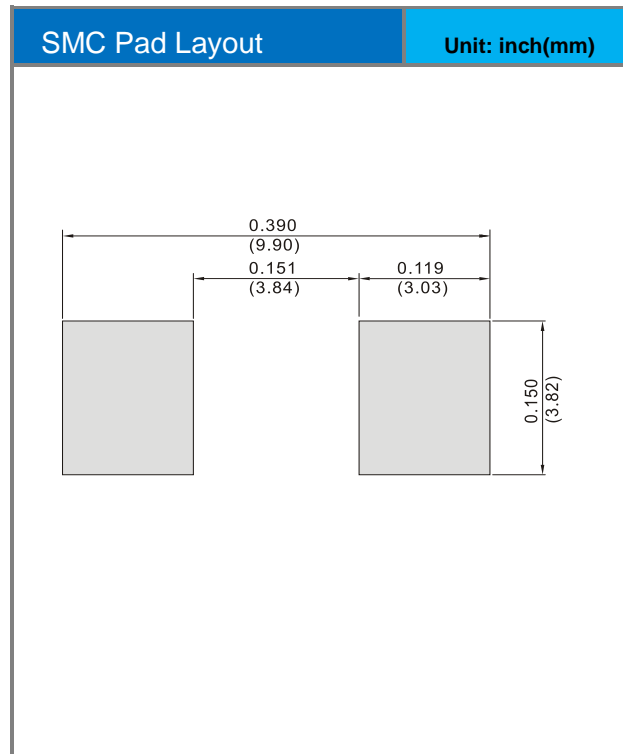
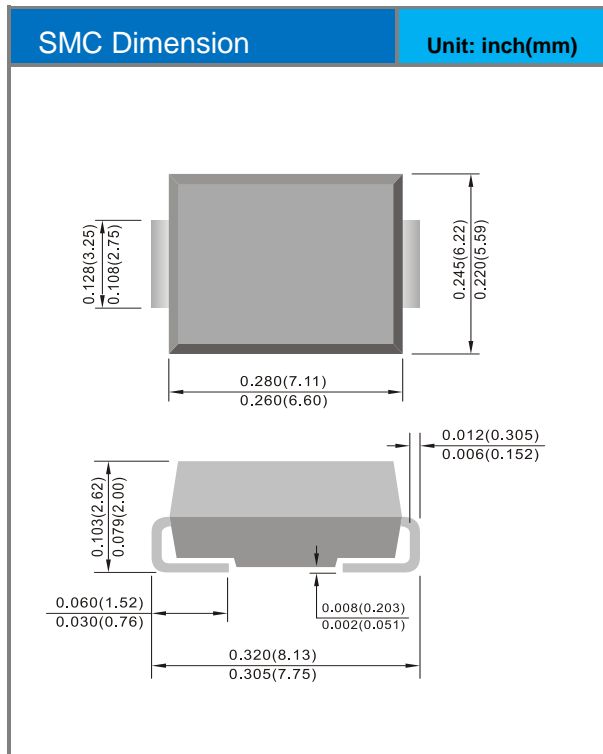


5KMC12AS-AU ~ 5KMC70AS-AU Series

Part No. Packing Code Version

Part No. Packing Code	Package Type	Packing Type	Marking	Version
5KMCxxxAS-AU_R1_000A1	SMC	0.8K pcs / 7" reel	See Table	Halogen free RoHS compliant

Packaging Information & Mounting Pad Layout





5KMC12AS-AU ~ 5KMC70AS-AU Series

Disclaimer

- Reproducing and modifying information of the document is prohibited without permission from Panjit International Inc..
- Panjit International Inc. reserves the rights to make changes of the content herein the document anytime without notification. Please refer to our website for the latest document.
- Panjit International Inc. disclaims any and all liability arising out of the application or use of any product including damages incidentally and consequentially occurred.
- Panjit International Inc. does not assume any and all implied warranties, including warranties of fitness for particular purpose, non-infringement and merchantability.
- Applications shown on the herein document are examples of standard use and operation. Customers are responsible in comprehending the suitable use in particular applications. Panjit International Inc. makes no representation or warranty that such applications will be suitable for the specified use without further testing or modification.
- The products shown herein are not designed and authorized for equipments relating to human life and for any applications concerning life-saving or life-sustaining, such as medical instruments, aerospace machinery et cetera. Customers using or selling these products for use in such applications do so at their own risk and agree to fully indemnify Panjit International Inc. for any damages resulting from such improper use or sale.
- Since Panjit uses lot number as the tracking base, please provide the lot number for tracking when complaining.

X-ON Electronics

Largest Supplier of Electrical and Electronic Components

Click to view similar products for [Panjit manufacturer](#):

Other Similar products are found below :

[1.5KE150A_AY_10001](#) [1.5KE200A_AY_10001](#) [1.5KE200CA_AY_10001](#) [1.5KE33A_AY_10001](#) [1.5KE75A_AY_10001](#) [1.5SMC27CA-AU_R1_000A1](#) [1.5SMC36A_R1_00001](#) [1.5SMC36CA_R1_00001](#) [1.5SMC39CA_R1_00001](#) [1.5SMC82CA_R1_00001](#)
[1.5SMCJ12A_R1_00001](#) [1.5SMCJ13A_R1_00001](#) [1.5SMCJ150CA_R1_00001](#) [1.5SMCJ15AS_R1_00001](#) [1.5SMCJ20CA_R1_00001](#)
[1.5SMCJ22CA-AU_R1_000A1](#) [1.5SMCJ24CA_R1_00001](#) [1.5SMCJ28CA_R1_00001](#) [1.5SMCJ30CA_R1_00001](#) [1.5SMCJ33A_R1_00001](#)
[1.5SMCJ33A-AU_R1_000A1](#) [1.5SMCJ33CA_R1_00001](#) [1.5SMCJ36A_R1_00001](#) [1.5SMCJ36A_R1_10001](#) [1.5SMCJ36CA_R1_00001](#)
[1.5SMCJ40A_R1_00001](#) [1.5SMCJ48A_R1_00001](#) [1.5SMCJ51CAS](#) [1.5SMCJ54A_R1_00001](#) [1.5SMCJ75CA_R1_00001](#) [1N4007_AY_10001](#)
[1N4007G_AY_00001](#) [1N4007G_AY_00101](#) [1N4007G_AY_10001](#) [1N4148-35_AX_10001](#) [1N4148-35_AY_10001](#) [1N4148W_R1_00001](#)
[1N4148W_R1_000A7](#) [1N4148W_R1_00101](#) [1N4148W_R2_00001](#) [1N4148W-AU_R1_000A1](#) [1N4148W-AU_R2_000A1](#)
[1N4148WS_R1_00001](#) [1N4148WS_R1_00101](#) [1N4148WS-AU_R1_00001](#) [1N4148WS-AU_R1_000A1](#) [1N4148WS-R1_000A4](#)
[1N4448W_R1_00001](#) [1N4448WS_R1_00001](#) [1N4734A-G_AY_10001](#)