



BAS116WS

SURFACE MOUNT, LOW LEAKAGE SWITCHING DIODE

VOLTAGE 100 Volt **POWER** 200mWatt

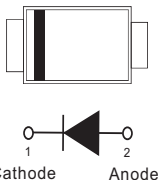
SOD-323 Unit : inch(mm)

FEATURES

- Surface mount package ideally suited for automatic insertion.
- Very low leakage current. 2nA typical at VR=75V.
- Low capacitance. 2pF max at VR=0V, f=1MHz
- Lead free in compliance with EU RoHS 2011/65/EU directive
- Green molding compound as per IEC61249 Std. . (Halogen Free)

MECHANICAL DATA

- Case : SOD-323 plastic
- Terminals : Solderable per MIL-STD-750, Method 2026
- Approx weight : 0.00014 ounces, 0.0041 grams
- Marking : PA



ABSOLUTE RATINGS (each diode)

Parameter	Symbol	Value	Units
Reverse Voltage	V _R	75	V
Peak Reverse Voltage	V _{RM}	100	V
Continuous Forward Current	I _F	0.2	A
Non-repetitive Peak Forward Surge Current at t=1μs	I _{FSM}	4	A

THERMAL CHARACTERISTICS

Parameter	Symbol	Value	Units
Power Dissipation (Note 1)	P _{TOT}	200	mW
Thermal Resistance, Junction to Ambient (Note 1)	R _{θJA}	625	°C/W
Junction Temperature	T _J	-55 to 150	°C
Storage Temperature	T _{STG}	-55 to 150	°C

NOTE :

1. FR-5 Board = 1 x 0.75 x 0.062 in.



BAS116WS

ELECTRICAL CHARACTERISTICS (each diode) (TA=25°C, unless otherwise noted)

Parameter	Symbol	Test Condition	Min.	Typ.	Max.	Units
Reverse Breakdown Voltage	$V_{(BR)}$	$I_R=100\mu A$	75	-	-	V
Reverse Current	I_R	$V_R=75V$ $V_R=75V, T_J=150^\circ C$	-	2 8	5 80	nA
Forward Voltage	V_F	$I_F=1mA$ $I_F=10mA$ $I_F=50mA$ $I_F=150mA$	-	-	0.9 1 1.1 1.25	V
Total Capacitance	C_T	$V_R=0V, f=1MHz$	-	-	2	pF
Reverse Recovery Time	T_{RR}	$I_F=I_R=10mA, R_L=100\Omega$	-	-	3	μs

CHARACTERISTIC CURVES (each diode)

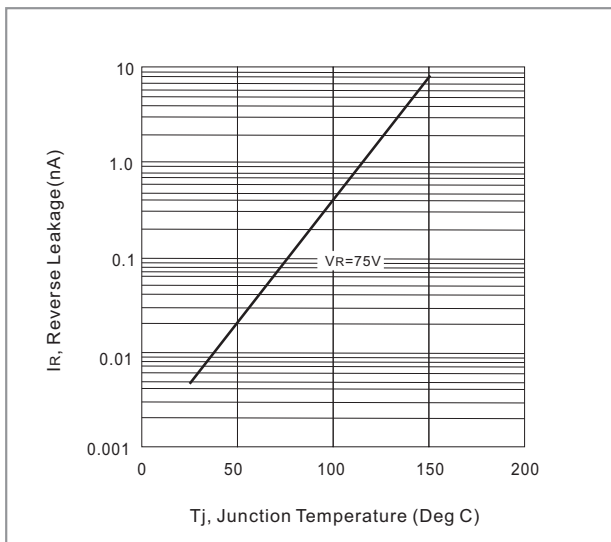


Fig. 1-Reverse Leakage vs. Junction Temperature

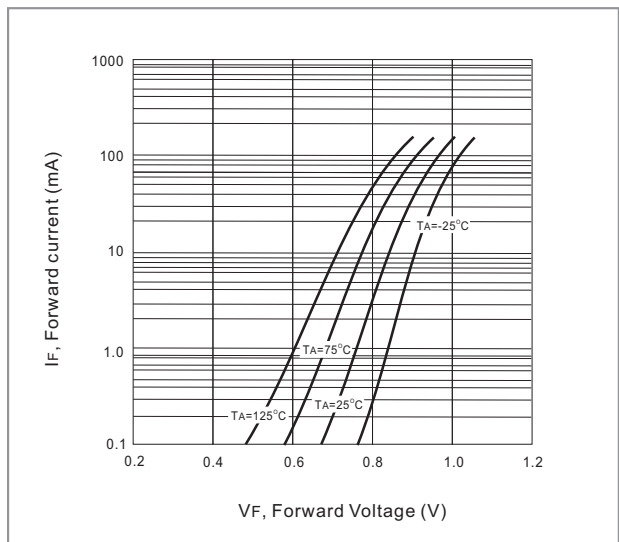


Fig. 2-Forward Current vs. Forward Voltage

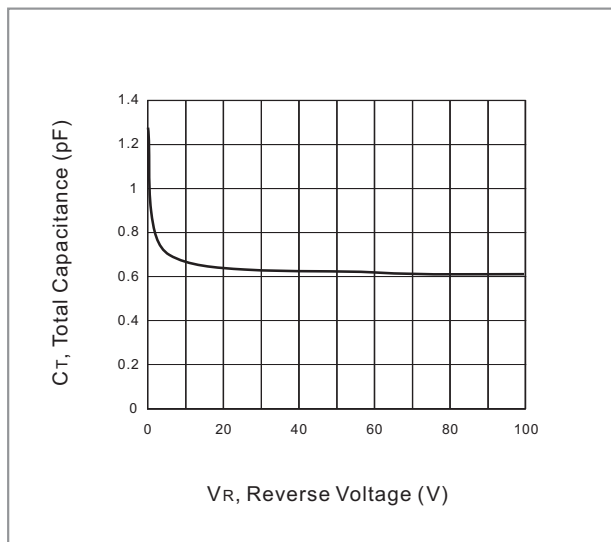
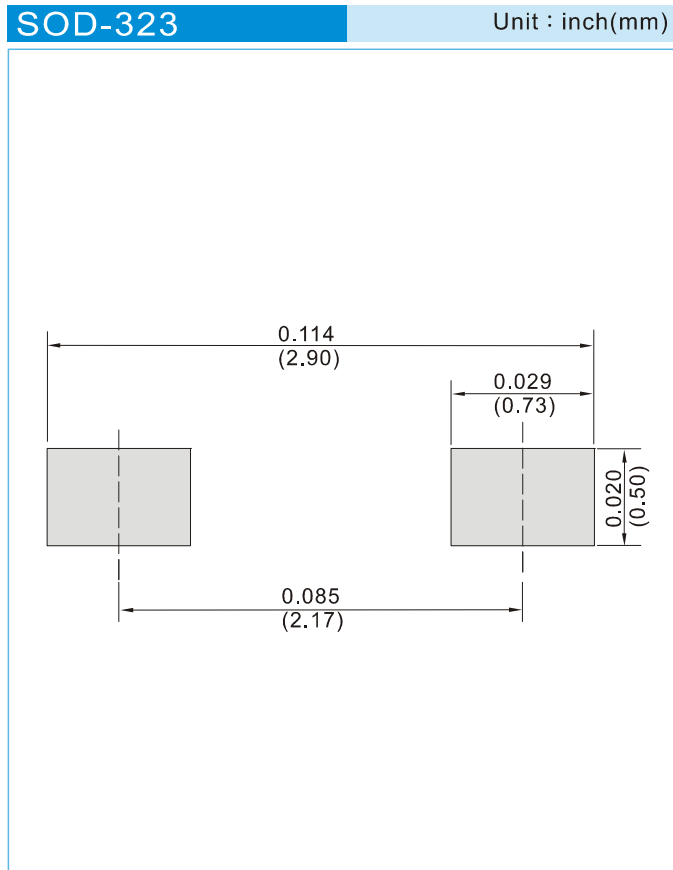


Fig. 3- Total capacitance vs. Reverse Voltage



BAS116WS

MOUNTING PAD LAYOUT



ORDER INFORMATION

- Packing information
T/R - 12K per 13" plastic Reel
T/R - 5K per 7" plastic Reel



BAS116WS

Part No_packing code_Version

BAS116WS_R1_00001

BAS116WS_R2_00001

For example :

RB500V-40_R2_00001



Packing Code XX				Version Code XXXXX		
Packing type	1 st Code	Packing size code	2 nd Code	HF or RoHS	1 st Code	2 nd ~5 th Code
Tape and Ammunition Box (T/B)	A	N/A	0	HF	0	serial number
Tape and Reel (T/R)	R	7"	1	RoHS	1	serial number
Bulk Packing (B/P)	B	13"	2			
Tube Packing (T/P)	T	26mm	X			
Tape and Reel (Right Oriented) (TRR)	S	52mm	Y			
Tape and Reel (Left Oriented) (TRL)	L	PANASERT T/B CATHODE UP (PBCU)	U			
FORMING	F	PANASERT T/B CATHODE DOWN (PBCD)	D			



BAS116WS

Disclaimer

- Reproducing and modifying information of the document is prohibited without permission from Panjit International Inc..
- Panjit International Inc. reserves the rights to make changes of the content herein the document anytime without notification. Please refer to our website for the latest document.
- Panjit International Inc. disclaims any and all liability arising out of the application or use of any product including damages incidentally and consequentially occurred.
- Panjit International Inc. does not assume any and all implied warranties, including warranties of fitness for particular purpose, non-infringement and merchantability.
- Applications shown on the herein document are examples of standard use and operation. Customers are responsible in comprehending the suitable use in particular applications. Panjit International Inc. makes no representation or warranty that such applications will be suitable for the specified use without further testing or modification.
- The products shown herein are not designed and authorized for equipments requiring high level of reliability or relating to human life and for any applications concerning life-saving or life-sustaining, such as medical instruments, transportation equipment, aerospace machinery et cetera. Customers using or selling these products for use in such applications do so at their own risk and agree to fully indemnify Panjit International Inc. for any damages resulting from such improper use or sale.
- Since Panjit uses lot number as the tracking base, please provide the lot number for tracking when complaining.

X-ON Electronics

Largest Supplier of Electrical and Electronic Components

Click to view similar products for [Diodes - General Purpose, Power, Switching category](#):

Click to view products by [Panjit manufacturer](#):

Other Similar products are found below :

[MMBD3004S-13-F](#) [1N3611](#) [NTE156A](#) [NTE6244](#) [1SS400CST2RA](#) [SDAA13](#) [SHN2D02FUTW1T1G](#) [1N4449](#) [1N456A](#) [1N914BTR](#)
[D291S45T](#) [BAS 16-02L E6327](#) [BAS 16-02V H6327](#) [BAS 21U E6327](#) [BAS 28 E6327](#) [BAW56DWQ-7-F](#) [BAW75-TAP](#) [MM230L-CAA](#)
[IDW40E65D1](#) [JAN1N3600](#) [JAN1N4454UR-1](#) [SMMSD4148T3G](#) [BYW95B/A52A](#) [NSVDAN222T1G](#) [CDSZC01100-HF](#) [BAV70HDW-7](#)
[BAS28-7](#) [JANTX1N6640](#) [BAW56HDW-13](#) [BAS28 TR](#) [VS-HFA04SD60STR-M3](#) [1SS388-TP](#) [BAV99TQ-13-F](#) [BAV99HDW-13](#) [1N4004](#)
[MMDB30-E28X](#) [LS4148](#) [IDV15E65D2](#) [W0503RH200S0L](#) [W0503SH200S0L](#) [M0268SJ200NLF](#) [M0268RJ200NLF](#) [S3MBF](#) [US1J](#)
[DAN217U-TP](#) [SHV-06JNS-Q](#) [IDW30C65D1](#) [IDW80C65D1](#) [VS-HFA30TA60CSR-M3](#) [M1MA152WAT1](#)