



# BAS21A-AU~BAS21S-AU

## SURFACE MOUNT, HIGH VOLTAGE, DUAL SWITCHING DIODES

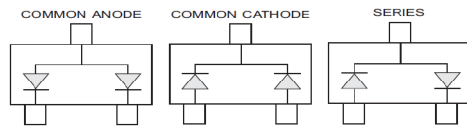
<b>Voltage</b>	<b>250 V</b>	<b>Power</b>	<b>250 mW</b>
----------------	--------------	--------------	---------------

### Features

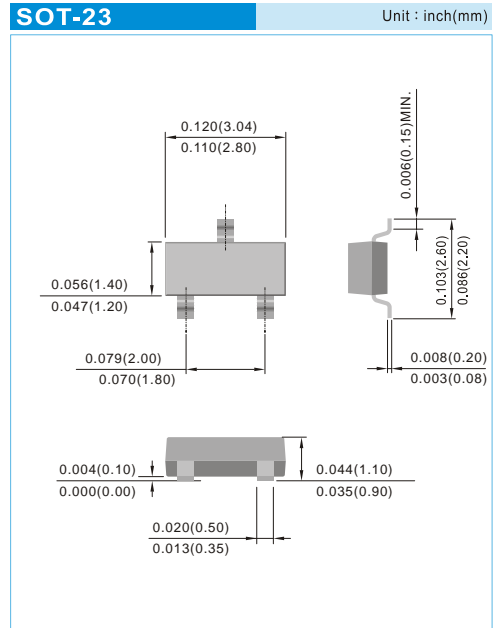
- High reverse breakdown voltage.
- Fast switching speed.
- Low reverse leakage current.
- Surface mount package ideally suited for automatic insertion.
- Galvanically isolated dual configurations to save board space.
- AEC-Q101 qualified
- Lead free in compliance with EU RoHS 2.0
- Green molding compound as per IEC 61249 standard

### Mechanical Data

- Case: SOT-23 plastic case
- Terminals: Solderable per MIL-STD-750, Method 2026
- Approx. Weight: 0.0003 ounces, 0.008 grams
- Marking: BAS21A-AU:21A, BAS21C-AU:21C, BAS21S-AU:21S



BAS21A-AU    BAS21C-AU    BAS21S-AU



### ABSOLUTE RATINGS

PARAMETER	SYMBOL	VALUE	UNIT
Maximum reverse voltage	$V_R$	250	V
Peak reverse voltage	$V_{RRM}$	250	V
Average rectified current at temp=25 °C	$I_o$	0.2	A
Non-repetitive peak forward surge current at t=1μs	$I_{FSM}$	4	A



# BAS21A-AU~BAS21S-AU

## THERMAL CHARACTERISTICS

PARAMETER	SYMBOL	VALUE	UNIT
Power dissipation	P <sub>TOT</sub>	250	mW
Power dissipation (Note 3)	P <sub>TOT</sub>	500	mW
Typical thermal resistance (Note 1)	R <sub>θJA</sub>	357	°C/W
Typical thermal resistance (Note 3)	R <sub>θJA</sub>	250	°C/W
Typical thermal resistance (Note 2)	R <sub>θJC</sub>	250	°C/W
	R <sub>θJL</sub>	285	
Junction temperature range	T <sub>J</sub>	150	°C
Storage temperature range	T <sub>STG</sub>	-55 to +150	°C

Notes : 1. Mounted on a FR-4 PCB, single-sided copper, mini pad.

2. Mounted on a FR-4 PCB, single-sided copper, with 100cm<sup>2</sup> copper pad area.

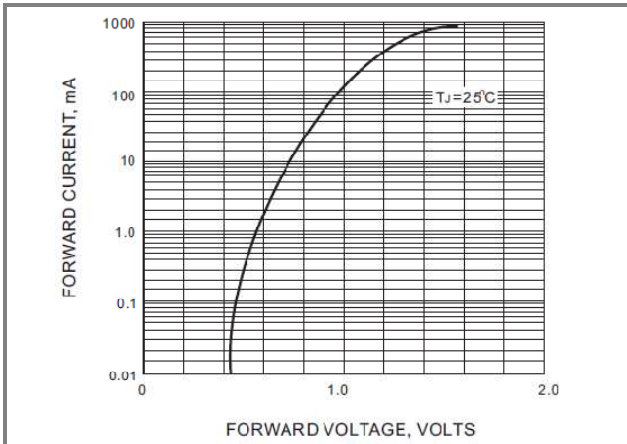
3. R<sub>θJA</sub> is the sum of the junction-to-case and case-to-ambient thermal resistance where the case thermal reference is defined as the solder mounting surface of the drain pins mounted on a 1 inch FR-4 with 2oz. square pad of copper.

## ELECTRICAL CHARACTERISTICS (T<sub>J</sub>=25 °C, unless otherwise noted)

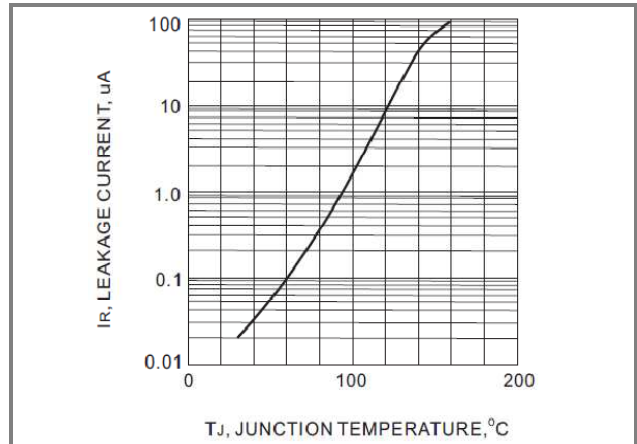
PARAMETER	SYMBOL	TEST CONDITION	MIN.	TYP	MAX.	UNIT
Reverse breakdown voltage	V <sub>(BR)</sub>	I <sub>R</sub> =100μA	250	-	-	V
Reverse current	I <sub>R</sub>	V <sub>R</sub> =200V	-	-	0.1	μA
		V <sub>R</sub> =200V T <sub>J</sub> =150°C	-	-	100	
Forward voltage	V <sub>F</sub>	I <sub>F</sub> =1mA	-	-	0.7	V
		I <sub>F</sub> =100mA	-	-	1	
Maximum junction capacitance	C <sub>J</sub>	V <sub>R</sub> =0V, f=1MHz	-	-	5	pF
Reverse recovery time	T <sub>RR</sub>	I <sub>F</sub> = I <sub>R</sub> =30mA R <sub>L</sub> =100Ω	-	-	50	ns



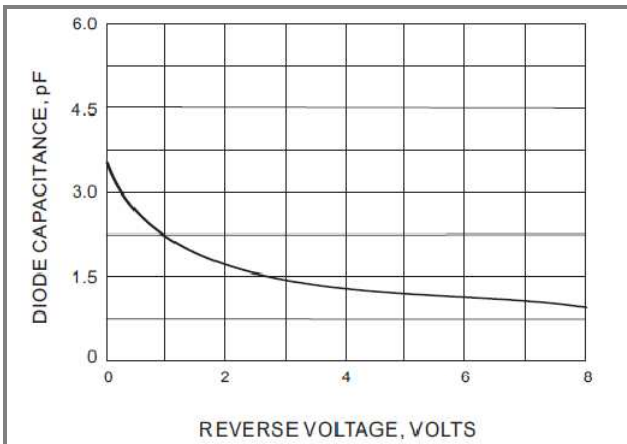
# BAS21A-AU~BAS21S-AU



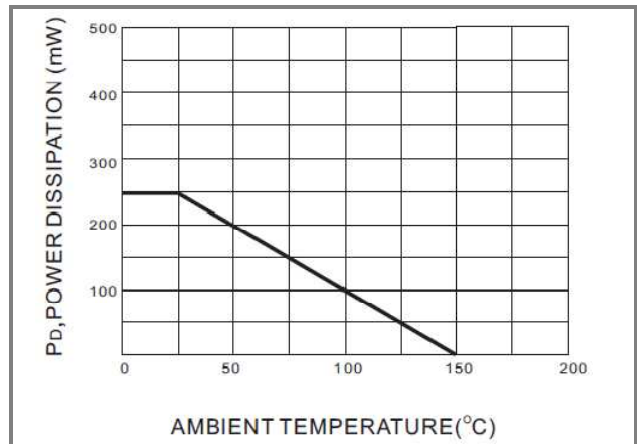
**Fig.1 Typical Forward Characteristic**



**Fig.2 Leakage Current VS. Junction Temperature**



**Fig.3 Typical Junction Capacitance**

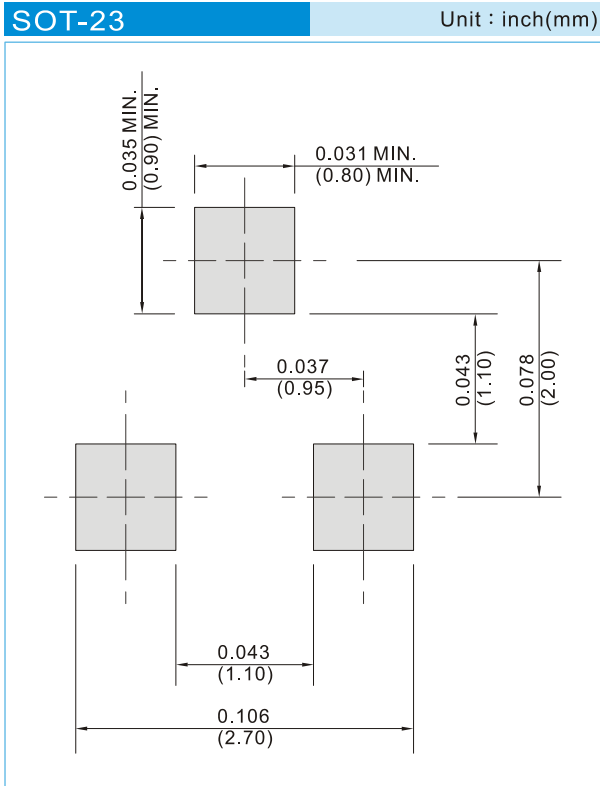


**Fig.4 Power Derating Curve**



# BAS21A-AU~BAS21S-AU

## MOUNTING PAD LAYOUT



## ORDER INFORMATION

- Packing information  
T/R – 12K per 13" plastic Reel  
T/R – 3K per 7" plastic Reel



# BAS21A-AU~BAS21S-AU

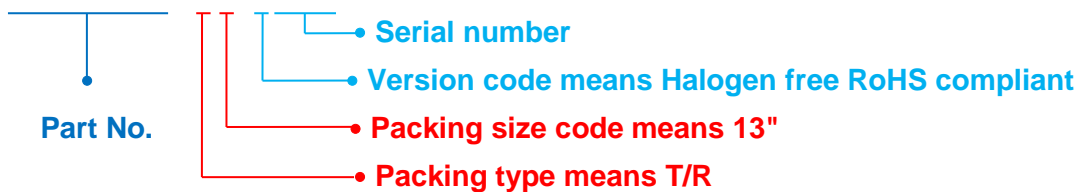
**Part No.\_packing code\_Version**

BAS21A-AU\_R1\_000A1

BAS21A-AU\_R2\_000A1

**For example :**

**RB500V-40\_R2\_00001**



Packing Code <b>XX</b>				Version Code <b>X</b>		Serial number <b>XXXX</b>
Packing type	1 <sup>st</sup> Code	Packing size code	2 <sup>nd</sup> Code	HSF Level	1 <sup>st</sup> Code	2 <sup>nd</sup> ~5 <sup>th</sup> Code
Tape and Ammunition Box (T/B)	<b>A</b>	N/A	<b>0</b>	Halogen free RoHS compliant	<b>0</b>	serial number
Tape and Reel (T/R)	<b>R</b>	7"	<b>1</b>	RoHS compliant	<b>1</b>	serial number
Bulk Packing (B/P)	<b>B</b>	13"	<b>2</b>			
Tube Packing (T/P)	<b>T</b>	26mm	<b>X</b>			
Tape and Reel (Right Oriented) (TRR)	<b>S</b>	52mm	<b>Y</b>			
Tape and Reel (Left Oriented) (TRL)	<b>L</b>	PANASERT T/B CATHODE UP (PBCU)	<b>U</b>			
FORMING	<b>F</b>	PANASERT T/B CATHODE DOWN (PBCD)	<b>D</b>			



## **BAS21A-AU~BAS21S-AU**

### **Disclaimer**

- Reproducing and modifying information of the document is prohibited without permission from Panjit International Inc..
- Panjit International Inc. reserves the rights to make changes of the content herein the document anytime without notification. Please refer to our website for the latest document.
- Panjit International Inc. disclaims any and all liability arising out of the application or use of any product including damages incidentally and consequentially occurred.
- Panjit International Inc. does not assume any and all implied warranties, including warranties of fitness for particular purpose, non-infringement and merchantability.
- Applications shown on the herein document are examples of standard use and operation. Customers are responsible in comprehending the suitable use in particular applications. Panjit International Inc. makes no representation or warranty that such applications will be suitable for the specified use without further testing or modification.
- The products shown herein are not designed and authorized for equipments relating to human life and for any applications concerning life-saving or life-sustaining, such as medical instruments, aerospace machinery et cetera. Customers using or selling these products for use in such applications do so at their own risk and agree to fully indemnify Panjit International Inc. for any damages resulting from such improper use or sale.
- Since Panjit uses lot number as the tracking base, please provide the lot number for tracking when complaining.

## X-ON Electronics

Largest Supplier of Electrical and Electronic Components

*Click to view similar products for [Small Signal Switching Diodes](#) category:*

*Click to view products by [Panjit](#) manufacturer:*

Other Similar products are found below :

[BAS16E6433HTMA1](#) [SHN2D02FUTW1T1G](#) [BAS 16-02L E6327](#) [BAS 16-02V H6327](#) [BAS 21U E6327](#) [BAS 28 E6327](#) [BAW56DWQ-7-F](#)  
[BAW56M3T5G](#) [IDW40E65D1](#) [IDW40E65D2](#) [SMMSD4148T3G](#) [NSVDAN222T1G](#) [CDSZC01100-HF](#) [BAS28-7](#) [JANTX1N6640](#)  
[BAW56HDW-13](#) [BAV99TQ-13-F](#) [SMSD1002T1G](#) [LS4148](#) [IDV15E65D2](#) [W0503RH200S0L](#) [M0268SJ200NLF](#) [M0268RJ200NLF](#)  
[DAN217U-TP](#) [BAV21W-HE3\\_A-08](#) [BAV99-HE3\\_A-08](#) [BAW56-HE3\\_A-08](#) [BAS16-HE3\\_A-08](#) [BAS16D-HE3\\_A-08](#) [BAV19W-HE3\\_A-08](#)  
[BAS20-HE3\\_A-08](#) [BAL99-HE3\\_A-08](#) [BAV23C-HE3\\_A-08](#) [DHVSD3004BRM-7](#) [DLLFSD01LP3Q-7](#) [BAS16VVQ-7](#)  
[IDWD100E120D7XKSA1](#) [IDWD120E120D7XKSA1](#) [IDWD140E120D7XKSA1](#) [IDWD30E120D7XKSA1](#) [IDWD40E120D7XKSA1](#)  
[IDWD50E120D7XKSA1](#) [IDWD60E120D7XKSA1](#) [IDWD75E120D7XKSA1](#) [BAS21TWQ-7](#) [BAV21WQ-7-F](#) [MMBD4448HADWQ-7-F](#)  
[BAV23AQ-13-F](#) [1N4148WSQ-13-F](#) [BAW56WQ-7-F](#)