



# BAT54 SERIES

## SURFACE MOUNT SCHOTTKY BARRIER

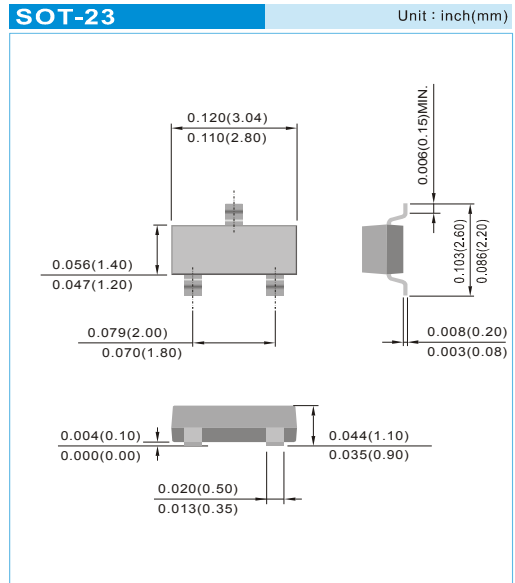
**VOLTAGE** 30 Volt **CURRENT** 0.2 Ampere

### FEATURES

- Low turn-on voltage
- Fast switching
- PN Junction Guard Ring for Transient and ESD Protection.
- Lead free in compliance with EU RoHS 2.0
- Green molding compound as per IEC 61249 standard

### MECHANICAL DATA

- Case: SOT-23, Plastic
- Terminals: Solderable per MIL-STD-750, Method 2026
- Approx. Weight: 0.0003 ounces, 0.0084 grams



## MAXIMUM RATINGS AND ELECTRICAL CHARACTERISTICS

Ratings at 25°C ambient temperature unless otherwise specified. For capacitive load, derate current by 20%.

Parameter	Symbol	BAT54	BAT54A	BAT54C	BAT54S	Units
Forward Power Dissipation@T <sub>A</sub> =25°C	P <sub>D</sub>	225				mW
Peak Repetitive Reverse Voltage	V <sub>RRM</sub>	30				V
Maximum Average Forward Current at T <sub>A</sub> =75°C	I <sub>O</sub>	0.2				A
Repetitive Peak Forward Current (tp=8.3ms,50%Duty Cycle)	I <sub>FRM</sub>	300				mA
Peak Forward Surge Current, 1s	I <sub>FSM</sub>	0.6				A
Maximum Instantaneous Forward Voltage @ I <sub>F</sub> =1mA @ I <sub>F</sub> =100mA	V <sub>F</sub>	0.32 0.6				V
Typical Instantaneous Forward Voltage @ I <sub>F</sub> =0.1mA	V <sub>F</sub>	0.22				V
Maximum DC Reverse Current at Rated DC Blocking Voltage@V <sub>R</sub> =25V	I <sub>R</sub>	2				μA
Junction Capacitance at V <sub>R</sub> =1V	C <sub>J</sub>	10				pF
Thermal Resistance, Junction to Ambient	R <sub>θJA</sub>	500				°C/ W
Operating Junction and Storage Temperature Range	T <sub>J</sub> <sup>J</sup> T <sub>STG</sub>	-55 to +125				°C
Circuit Figure	-	Single	Common Anode	Common Cathode	Series	-

Note : 1. I<sub>F</sub>=10mA through I<sub>R</sub>=10mA to I<sub>R</sub>=1mA, R<sub>L</sub>=100Ω.

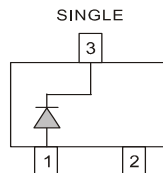


FIG.14(TOP VIEW)

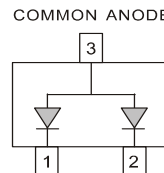


FIG.15(TOP VIEW)

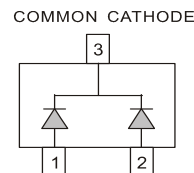


FIG.16(TOP VIEW)

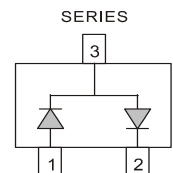


FIG.17(TOP VIEW)



# BAT54 SERIES

## TYPICAL CHARACTERISTIC CURVES

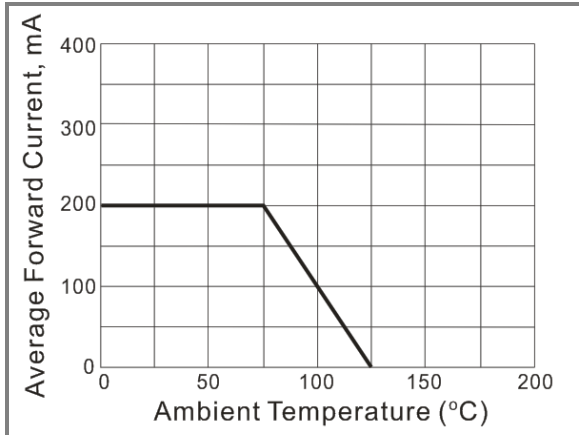


Fig.1 Forward Current Derating Curve

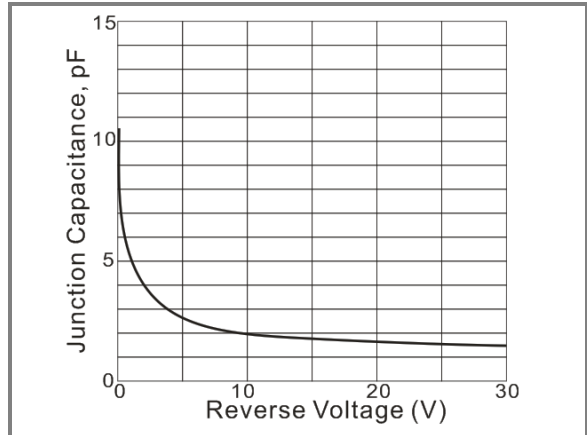


Fig.2 Typical Junction Capacitance

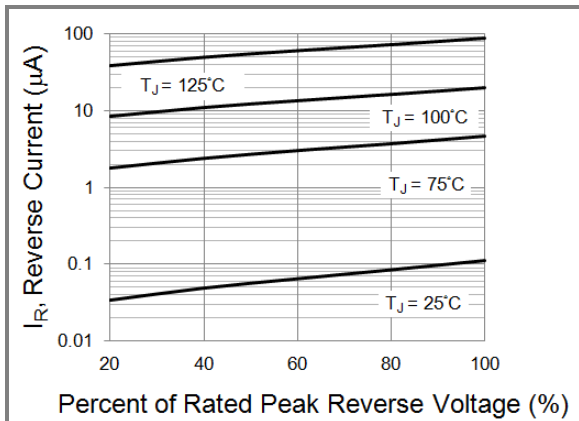


Fig.3 Typical Reverse Characteristics

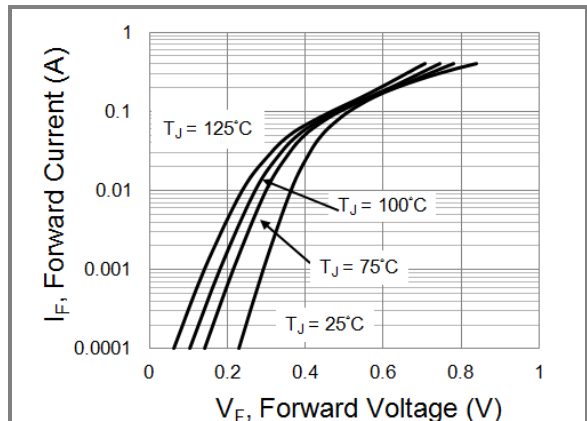


Fig.4 Typical Forward Characteristics

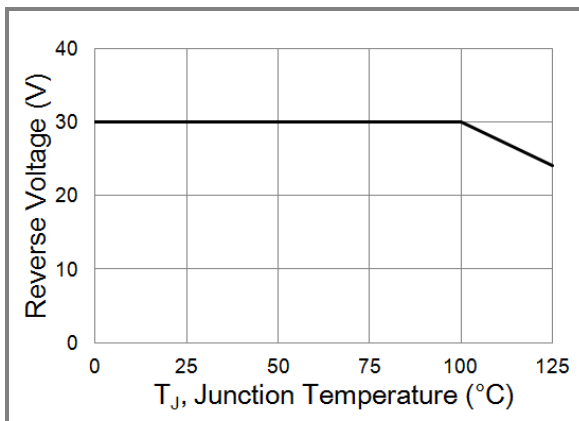


Fig.5 Operating Temperature Derating Curve

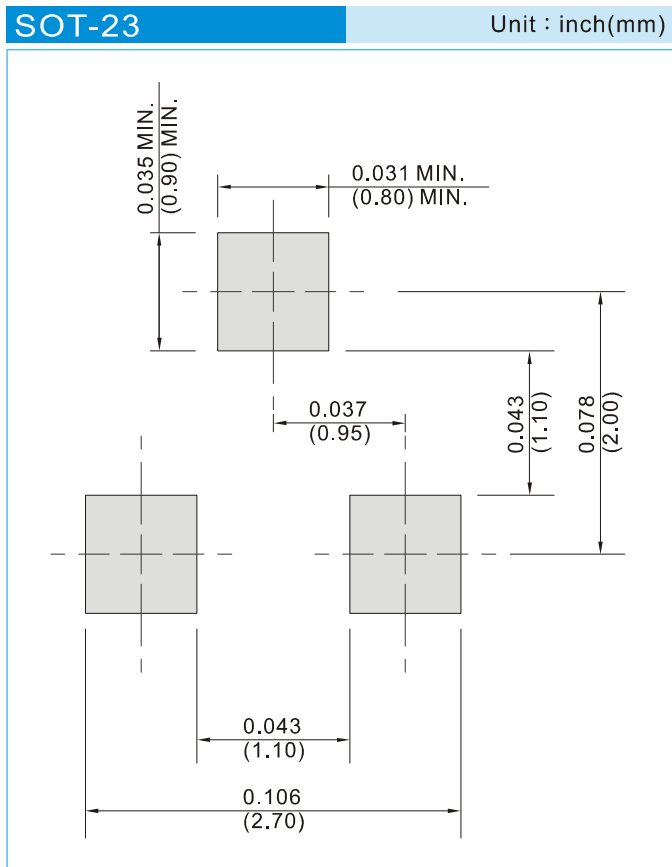


# BAT54 SERIES

## PART NO PACKING CODE VERSION

Part No Packing Code	Package Type	Packing Type	Marking	Version
BAT54_R1_00001	SOT-23	3K pcs / 7" reel	L4	Halogen free
BAT54_R2_00001	SOT-23	12K pcs / 13" reel	L4	Halogen free
BAT54A_R1_00001	SOT-23	3K pcs / 7" reel	L42	Halogen free
BAT54A_R2_00001	SOT-23	12K pcs / 13" reel	L42	Halogen free
BAT54C_R1_00001	SOT-23	3K pcs / 7" reel	L43	Halogen free
BAT54C_R2_00001	SOT-23	12K pcs / 13" reel	L43	Halogen free
BAT54S_R1_00001	SOT-23	3K pcs / 7" reel	L44	Halogen free
BAT54S_R2_00001	SOT-23	12K pcs / 13" reel	L44	Halogen free

## MOUNTING PAD LAYOUT





## BAT54 SERIES

---

### Disclaimer

- Reproducing and modifying information of the document is prohibited without permission from Panjit International Inc..
- Panjit International Inc. reserves the rights to make changes of the content herein the document anytime without notification. Please refer to our website for the latest document.
- Panjit International Inc. disclaims any and all liability arising out of the application or use of any product including damages incidentally and consequentially occurred.
- Panjit International Inc. does not assume any and all implied warranties, including warranties of fitness for particular purpose, non-infringement and merchantability.
- Applications shown on the herein document are examples of standard use and operation. Customers are responsible in comprehending the suitable use in particular applications. Panjit International Inc. makes no representation or warranty that such applications will be suitable for the specified use without further testing or modification.
- The products shown herein are not designed and authorized for equipments requiring high level of reliability or relating to human life and for any applications concerning life-saving or life-sustaining, such as medical instruments, transportation equipment, aerospace machinery et cetera. Customers using or selling these products for use in such applications do so at their own risk and agree to fully indemnify Panjit International Inc. for any damages resulting from such improper use or sale.
- Since Panjit uses lot number as the tracking base, please provide the lot number for tracking when complaining.

## X-ON Electronics

Largest Supplier of Electrical and Electronic Components

*Click to view similar products for [Schottky Diodes & Rectifiers](#) category:*

*Click to view products by [Panjit](#) manufacturer:*

Other Similar products are found below :

[MA4E2039](#) [D1FH3-5063](#) [MBR0530L-TP](#) [MBR10100CT-BP](#) [MBR1545CT](#) [MMBD301M3T5G](#) [RB160M-50TR](#) [RB551V-30](#)  
[BAS16E6433HTMA1](#) [BAT 54-02LRH E6327](#) [NSR05F40QNXT5G](#) [JANS1N6640](#) [SB07-03C-TB-H](#) [SB1003M3-TL-W](#) [SK310-T](#) [SK32A-](#)  
[LTP](#) [SK34B-TP](#) [SS3003CH-TL-E](#) [GA01SHT18](#) [CRS10I30A\(TE85L,QM](#) [MA4E2501L-1290](#) [MBRB30H30CT-1G](#) [SB007-03C-TB-E](#)  
[SK32A-TP](#) [SK33B-TP](#) [SK38B-TP](#) [NRVBM120LT1G](#) [NTE505](#) [NTSB30U100CT-1G](#) [SS15E-TP](#) [ACDBA1100LR-HF](#) [ACDBA1200-HF](#)  
[ACDBA140-HF](#) [ACDBA2100-HF](#) [ACDBA3100-HF](#) [CDBQC0530L-HF](#) [CDBQC0240LR-HF](#) [ACDBA260LR-HF](#) [ACDBA1100-HF](#)  
[SK310B-TP](#) [MA4E2502L-1246](#) [MA4E2502H-1246](#) [NRVBM120ET1G](#) [NSR01L30MXT5G](#) [SB560](#) [PMAD1108-LF](#) [SD103ATW-TP](#)  
[1N5819T-G](#) [PDS1040Q-13](#) [MBR3060FCTe3/TU](#)