



# BAV3004W

## HIGH VOLTAGE SURFACE MOUNT SWITCHING DIODE

**VOLTAGE** 350 Volt **POWER** 410 mWatt **SOD-123** Unit: inch (mm)

### FEATURES

- Fast Switching Speed
- Surface Mount Package Ideally Suited for Automatic Insertion
- High Conductance
- High Reverse Breakdown Voltage Rating
- Lead free in compliance with EU RoHS 2.0
- Green molding compound as per IEC 61249 standard

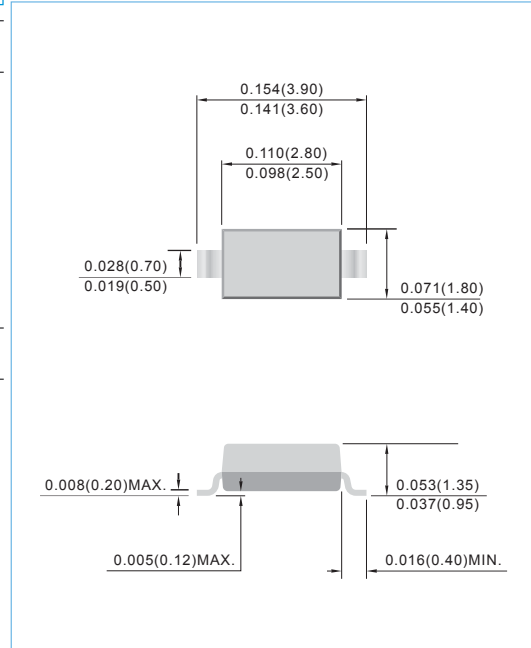
### MECHANICAL DATA

Case: SOD-123, Plastic

Terminals: Solderable per MIL-STD-750, Method 2026

Approx. Weight: 0.0103 grams

Marking: 34W



### MAXIMUM RATINGS(T<sub>A</sub>=25°C, unless otherwise specified)

CHARACTERISTIC	SYMBOL	VALUE	UNIT
Repetitive Peak Reverse Voltage	V <sub>RRM</sub>	350	V
RMS Reverse Voltage	V <sub>R(RMS)</sub>	240	V
Forward Continuous Current (Note 1)	I <sub>F</sub>	200	mA
Non-Repetitive Peak Forward Surge Current @ t=1.0μs @ t=1.0s	I <sub>FSM</sub>	4.0 1.0	A
Power Dissipation (Note 1)	P <sub>d</sub>	410	mW
Thermal Resistance Junction to Ambient Air (Note 1)	R <sub>ΘJA</sub>	500	°C/W
Operating and Storage Temperature Range	T <sub>J</sub> , T <sub>STG</sub>	-65 to + 150	°C

Notes : 1. Part mounted on FR-4 board with recommended pad layout.



## BAV3004W

### ELECTRICAL CHARACTERISTICS(T<sub>A</sub>=25°C,unless otherwise specified,per element)

CHARACTERISTIC	SYMBOL	MIN	TYP	MAX	UNIT	TEST CONDITION
Reverse Breakdown Voltage (Note 2)	V <sub>BR</sub>	350	-	-	V	I <sub>R</sub> =150μA
Forward Voltage (Note 2)	V <sub>F</sub>	-	0.78 0.93 1.03	0.87 1.0 1.25	V	I <sub>F</sub> =20mA I <sub>F</sub> =100mA I <sub>F</sub> =200mA
Reverse Current (Note 2)	I <sub>R</sub>	-	30 35	100 100	nA μA	V <sub>R</sub> =240V V <sub>R</sub> =240V, T <sub>J</sub> =150 °C
Total Capacitance	C <sub>T</sub>	-	1.0	5.0	pF	V <sub>R</sub> =0V, f=1.0MHz
Reverse Recovery Time	t <sub>rr</sub>	-	-	50	ns	I <sub>F</sub> =I <sub>R</sub> =30mA I <sub>rr</sub> =3.0mA, R <sub>L</sub> =100Ω

Notes : 2. Short duration test pulse used to minimize self-heating effect



# BAV3004W

## ELECTRICAL CHARACTERISTICS CURVES

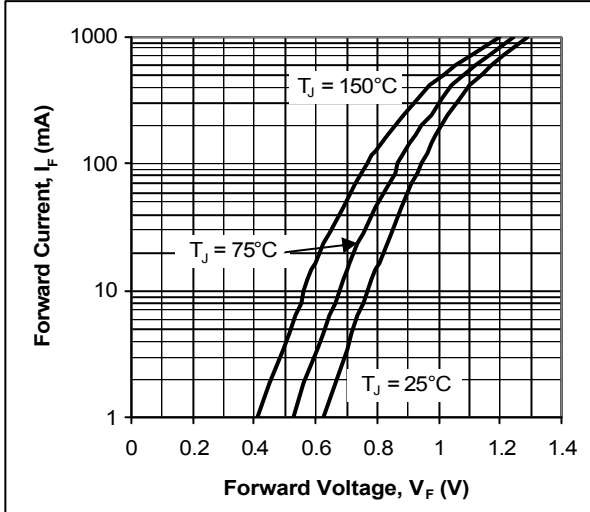


Fig. 1. Typical Forward

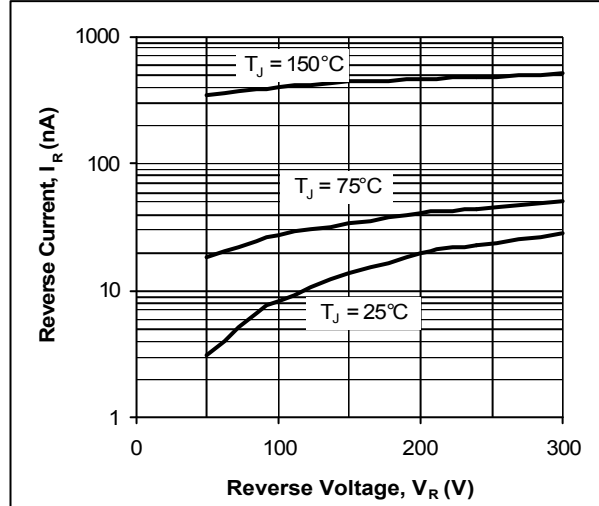


Fig. 2. Typical Reverse

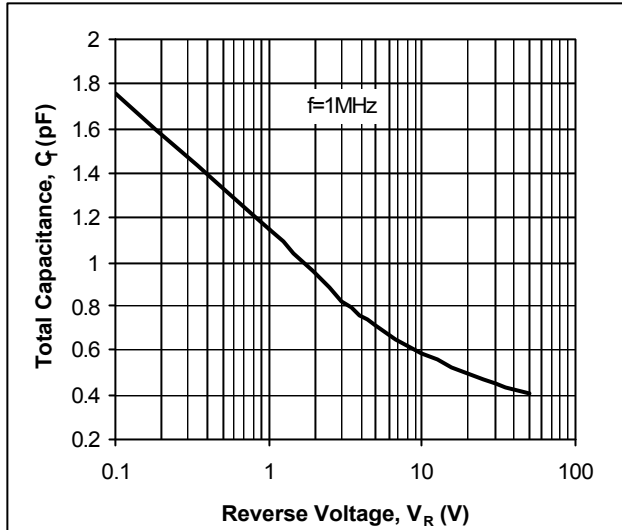
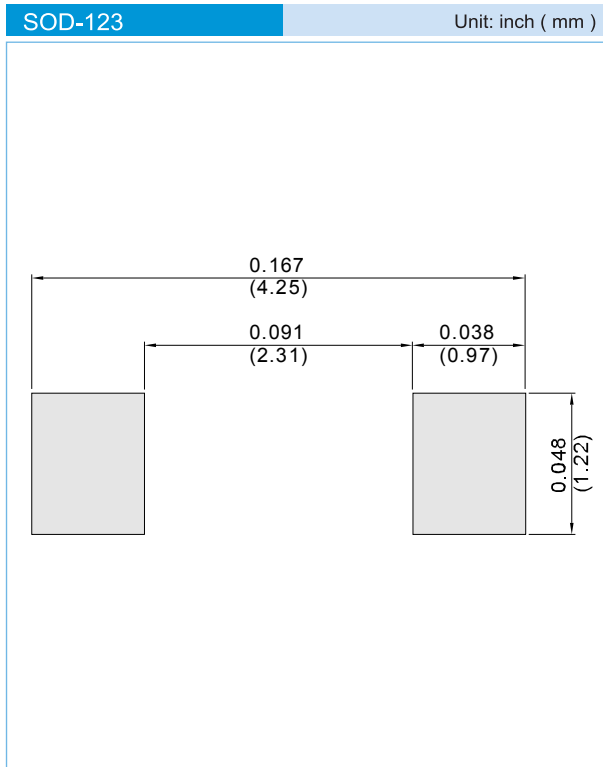


Fig. 3. Typical Capacitance



# BAV3004W

## MOUNTING PAD LAYOUT



## ORDER INFORMATION

- Packing information
  - T/R - 10K per 13" plastic Reel
  - T/R - 3K per 7" plastic Reel



## BAV3004W

### Part No\_packing code\_Version

BAV3004W\_R1\_00001

BAV3004W\_R2\_00001

For example :

**RB500V-40\_R2\_00001**



Packing Code <b>XX</b>				Version Code <b>XXXXX</b>		
Packing type	1 <sup>st</sup> Code	Packing size code	2 <sup>nd</sup> Code	HF or RoHS	1 <sup>st</sup> Code	2 <sup>nd</sup> ~5 <sup>th</sup> Code
Tape and Ammunition Box (T/B)	<b>A</b>	N/A	<b>0</b>	<b>HF</b>	<b>0</b>	serial number
Tape and Reel (T/R)	<b>R</b>	7"	<b>1</b>	<b>RoHS</b>	<b>1</b>	serial number
Bulk Packing (B/P)	<b>B</b>	13"	<b>2</b>			
Tube Packing (T/P)	<b>T</b>	26mm	<b>X</b>			
Tape and Reel (Right Oriented) (TRR)	<b>S</b>	52mm	<b>Y</b>			
Tape and Reel (Left Oriented) (TRL)	<b>L</b>	PANASERT T/B CATHODE UP (PBCU)	<b>U</b>			
FORMING	<b>F</b>	PANASERT T/B CATHODE DOWN (PBCD)	<b>D</b>			



## BAV3004W

### Disclaimer

- Reproducing and modifying information of the document is prohibited without permission from Panjit International Inc..
- Panjit International Inc. reserves the rights to make changes of the content herein the document anytime without notification. Please refer to our website for the latest document.
- Panjit International Inc. disclaims any and all liability arising out of the application or use of any product including damages incidentally and consequentially occurred.
- Panjit International Inc. does not assume any and all implied warranties, including warranties of fitness for particular purpose, non-infringement and merchantability.
- Applications shown on the herein document are examples of standard use and operation. Customers are responsible in comprehending the suitable use in particular applications. Panjit International Inc. makes no representation or warranty that such applications will be suitable for the specified use without further testing or modification.
- The products shown herein are not designed and authorized for equipments requiring high level of reliability or relating to human life and for any applications concerning life-saving or life-sustaining, such as medical instruments, transportation equipment, aerospace machinery et cetera. Customers using or selling these products for use in such applications do so at their own risk and agree to fully indemnify Panjit International Inc. for any damages resulting from such improper use or sale.
- Since Panjit uses lot number as the tracking base, please provide the lot number for tracking when complaining.

## X-ON Electronics

Largest Supplier of Electrical and Electronic Components

*Click to view similar products for* [Diodes - General Purpose, Power, Switching category:](#)

*Click to view products by* [Panjit manufacturer:](#)

Other Similar products are found below :

[MCL4151-TR3](#) [MMBD3004S-13-F](#) [RD0306T-H](#) [1N3611](#) [NTE156A](#) [NTE574](#) [NTE6244](#) [1SS193,LF](#) [1SS400CST2RA](#) [SDAA13](#)  
[SHN2D02FUTW1T1G](#) [LS4151GS08](#) [1N4449](#) [1N456A](#) [1N4934-E3/73](#) [1N914BTR](#) [RFUH20TB3S](#) [D291S45T](#) [BAV300-TR](#) [BAW56DWQ-](#)  
[7-F](#) [BAW56M3T5G](#) [BAW75-TAP](#) [MM230L-CAA](#) [IDW40E65D1](#) [JAN1N3600](#) [JAN1N4454UR-1](#) [LL4151-GS18](#) [SMMSD4148T3G](#)  
[BYW95B/A52A](#) [NSVDAN222T1G](#) [CDSZC01100-HF](#) [LL4150-M-08](#) [1N4454-TR](#) [BAV70HDW-7](#) [BAS28-7](#) [JANTX1N6640](#) [BAW56HDW-](#)  
[13](#) [BAS28 TR](#) [VS-HFA04SD60STR-M3](#) [NSVM1MA152WKT1G](#) [1SS388-TP](#) [RGP30D-E3/73](#) [VS-8EWF02S-M3](#) [BAV99TQ-13-F](#)  
[BAV99HDW-13](#) [MMDB30-E28X](#) [IDP20C65D2XKSA1](#) [LS4148](#) [IDV15E65D2](#) [NSVM1MA152WAT1G](#)