



# BAW56-AU / BAV70-AU / BAV99-AU / BAL99-AU

## SURFACE MOUNT SWITCHING DIODES

**VOLTAGE** 100 Volt **POWER** 250mWatt

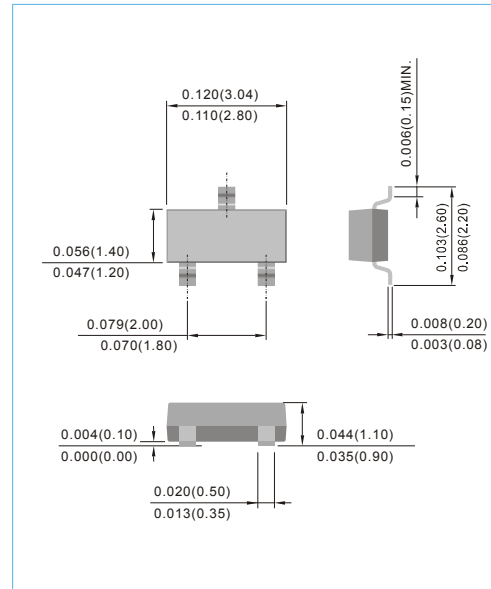
**SOT-23** Unit : inch(mm)

### FEATURES

- Fast switching speed.
- Surface mount package ideally suited for automatic insertion
- Electrically identical to Standard JEDEC
- High Conductance
- AEC-Q101 qualified
- Lead free in compliance with EU RoHS 2.0
- Green molding compound as per IEC 61249 standard

### MECHANICAL DATA

- Case: SOT-23, Plastic
- Terminals: Solderable per MIL-STD-750, Method 2026
- Apporx. Weight: 0.0084 gram



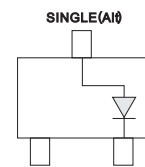
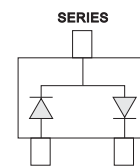
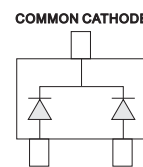
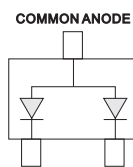
### MAXIMUM RATINGS AND ELECTRICAL CHARACTERISTICS

Ratings at 25°C ambient temperature unless otherwise specified. For capacitive load, derate current by 20%.

PARAMETER	SYMBOL	BAW56-AU	BAV70-AU	BAV99-AU	BAL99-AU	UNITS
Marking Code	-	JC	JA	JB	JF	-
Reverse Voltage	$V_R$	75				V
Peak Reverse Voltage	$V_{RM}$	100				V
Rectified Current (Average), Half Wave Rectification with Resistive Load and $f \geq 50$ Hz	$I_O$	150				mA
Peak Forward Surge Current, 0.001ms	$I_{FSM}$	4.0				A
Power Dissipation Derate Above 25°C	$P_{TOT}$	250				mW
Maximum Forward Voltage	$V_F$	0.715 @ $I_F=1mA$ 0.855 @ $I_F=10mA$ 1.0 @ $I_F=50mA$ 1.25 @ $I_F=150mA$				V
Maximum DC Reverse Current at 25V 75V	$I_R$	0.03 2.5				$\mu A$
Maximum Junction Capacitance (Notes 1)	$C_J$	1.5				pF
Maximum Reverse Recovery Time (Notes 2)	$t_{rr}$	4.0				ns
Typical Thermal Resistance	$R_{\theta JA}$ $R_{\theta JC}$	360 205				$^{\circ}C / W$
Junction Temperature Range	$T_J$	-55 to +150				$^{\circ}C$
Circuit Figure	-	Common Anode	Common Cathode	Series	Single(Alt)	-

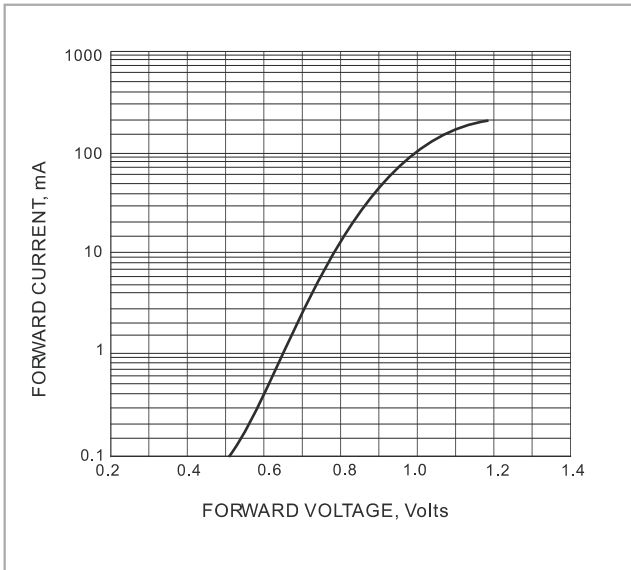
NOTE:

1.  $C_J$  at  $V_R=0$ ,  $f=1MHz$
2. From  $I_F=10mA$  to  $I_R=1mA$ ,  $V_R=6Volts$ ,  $R_L=100\Omega$

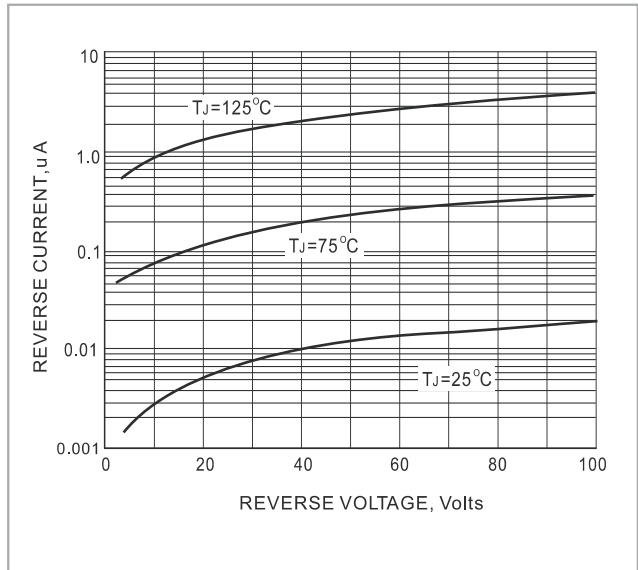




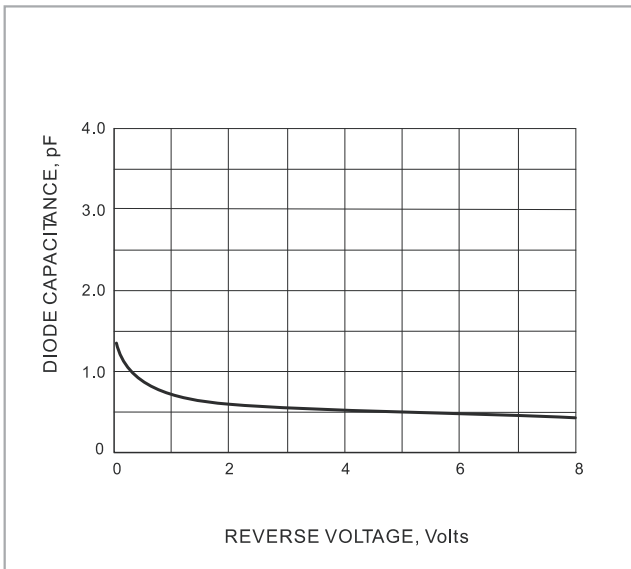
**BAW56-AU / BAV70-AU / BAV99-AU / BAL99-AU**



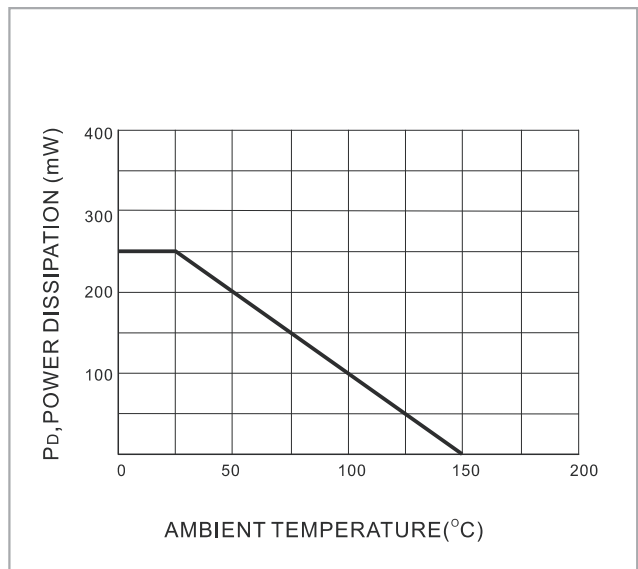
**FIG. 1-TYPICAL FORWARD CHARACTERISTIC**



**FIG. 2-TYPICAL REVERSE CHARACTERISTICS**



**FIG. 3 TYPICAL JUNCTION CAPACITANCE**

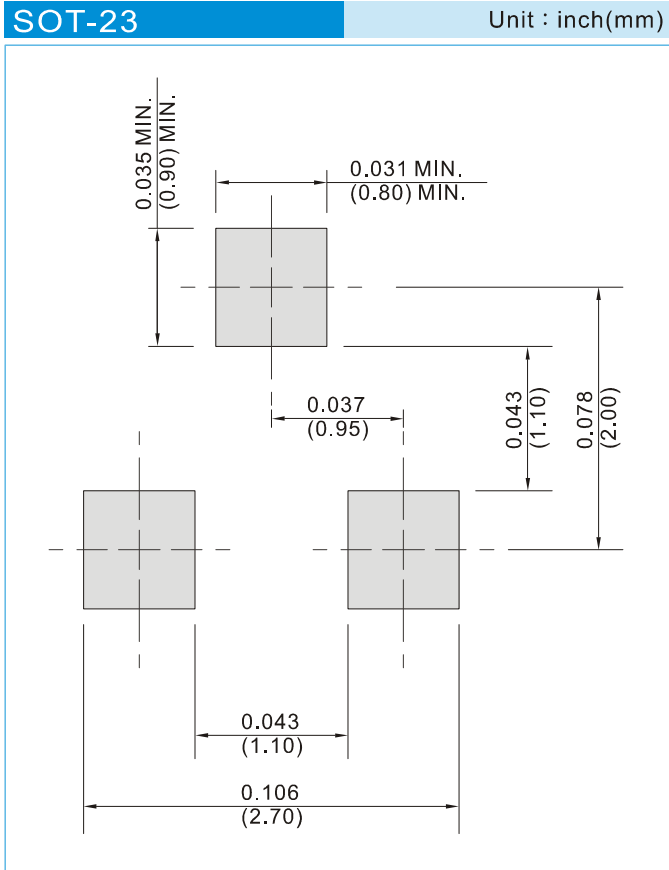


**FIG. 4 POWER DERATING CURVE**



**BAW56-AU / BAV70-AU / BAV99-AU / BAL99-AU**

**MOUNTING PAD LAYOUT**



**ORDER INFORMATION**

- Packing information  
T/R - 12K per 13" plastic Reel  
T/R - 3K per 7" plastic Reel



## BAW56-AU / BAV70-AU / BAV99-AU / BAL99-AU

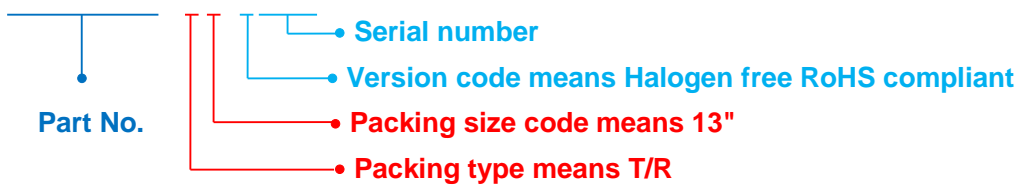
### Part No.\_packing code\_Version

BAW56-AU\_R1\_000A1

BAW56-AU\_R2\_000A1

For example :

RB500V-40\_R2\_00001



Packing Code <b>XX</b>				Version Code <b>X</b>		Serial number <b>XXXX</b>
Packing type	<b>1<sup>st</sup> Code</b>	Packing size code	<b>2<sup>nd</sup> Code</b>	HSF Level	<b>1<sup>st</sup> Code</b>	<b>2<sup>nd</sup>~5<sup>th</sup> Code</b>
Tape and Ammunition Box (T/B)	<b>A</b>	N/A	<b>0</b>	Halogen free RoHS compliant	<b>0</b>	serial number
Tape and Reel (T/R)	<b>R</b>	7"	<b>1</b>	RoHS compliant	<b>1</b>	serial number
Bulk Packing (B/P)	<b>B</b>	13"	<b>2</b>			
Tube Packing (T/P)	<b>T</b>	26mm	<b>X</b>			
Tape and Reel (Right Oriented) (TRR)	<b>S</b>	52mm	<b>Y</b>			
Tape and Reel (Left Oriented) (TRL)	<b>L</b>	PANASERT T/B CATHODE UP (PBCU)	<b>U</b>			
FORMING	<b>F</b>	PANASERT T/B CATHODE DOWN (PBCD)	<b>D</b>			



## **BAW56-AU / BAV70-AU / BAV99-AU / BAL99-AU**

---

### **Disclaimer**

- Reproducing and modifying information of the document is prohibited without permission from Panjit International Inc..
- Panjit International Inc. reserves the rights to make changes of the content herein the document anytime without notification. Please refer to our website for the latest document.
- Panjit International Inc. disclaims any and all liability arising out of the application or use of any product including damages incidentally and consequentially occurred.
- Panjit International Inc. does not assume any and all implied warranties, including warranties of fitness for particular purpose, non-infringement and merchantability.
- Applications shown on the herein document are examples of standard use and operation. Customers are responsible in comprehending the suitable use in particular applications. Panjit International Inc. makes no representation or warranty that such applications will be suitable for the specified use without further testing or modification.
- The products shown herein are not designed and authorized for equipments relating to human life and for any applications concerning life-saving or life-sustaining, such as medical instruments, aerospace machinery et cetera. Customers using or selling these products for use in such applications do so at their own risk and agree to fully indemnify Panjit International Inc. for any damages resulting from such improper use or sale.
- Since Panjit uses lot number as the tracking base, please provide the lot number for tracking when complaining.

## X-ON Electronics

Largest Supplier of Electrical and Electronic Components

*Click to view similar products for [Diodes - General Purpose, Power, Switching category](#):*

*Click to view products by [Panjit manufacturer](#):*

Other Similar products are found below :

[MMBD3004S-13-F](#) [1N3611](#) [NTE156A](#) [NTE6244](#) [1SS400CST2RA](#) [SDAA13](#) [SHN2D02FUTW1T1G](#) [1N4449](#) [1N456A](#) [1N914BTR](#)  
[D291S45T](#) [BAS 16-02L E6327](#) [BAS 16-02V H6327](#) [BAS 21U E6327](#) [BAS 28 E6327](#) [BAW56DWQ-7-F](#) [BAW56M3T5G](#) [BAW75-TAP](#)  
[MM230L-CAA](#) [IDW40E65D1](#) [JAN1N3600](#) [JAN1N4454UR-1](#) [SMMSD4148T3G](#) [BYW95B/A52A](#) [NSVDAN222T1G](#) [CDSZC01100-HF](#)  
[BAV70HDW-7](#) [BAS28-7](#) [JANTX1N6640](#) [BAW56HDW-13](#) [BAS28 TR](#) [VS-HFA04SD60STR-M3](#) [1SS388-TP](#) [BAV99TQ-13-F](#)  
[BAV99HDW-13](#) [1N4004](#) [MMDB30-E28X](#) [LS4148](#) [IDV15E65D2](#) [W0503RH200S0L](#) [W0503SH200S0L](#) [M0268SJ200NLF](#)  
[M0268RJ200NLF](#) [S3MBF](#) [US1J](#) [DAN217U-TP](#) [SHV-06JNS-Q](#) [IDW30C65D1](#) [IDW80C65D1](#) [VS-HFA30TA60CSR-M3](#)