



# BC846,BC847,BC848,BC849,BC850 SERIES

## NPN GENERAL PURPOSE TRANSISTORS

**VOLTAGE** 30/45/65 Volt **POWER** 330 mWatt

**SOT-23**

Unit : inch(mm)

### FEATURES

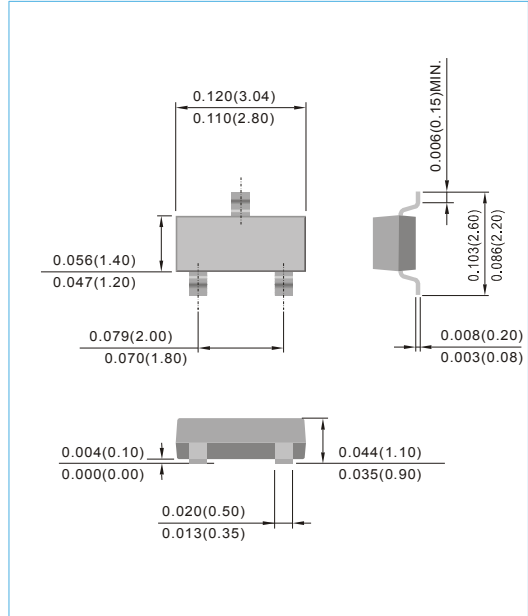
- General purpose amplifier applications
- NPN epitaxial silicon, planar design
- Collector current  $I_C = 100\text{mA}$
- Lead free in compliance with EU RoHS 2011/65/EU directive
- Green molding compound as per IEC61249 Std. . (Halogen Free)

### MECHANICAL DATA

Case: SOT-23, Plastic

Terminals: Solderable per MIL-STD-750, Method 2026

Approx. Weight: 0.0003 ounce, 0.0084 gram



Device Marking:				
BC846A=46A	BC847A=47A	BC848A=48A		
BC846B=46B	BC847B=47B	BC848B=48B	BC849B=49B	BC850B=50B
	BC847C=47C	BC848C=48C	BC849C=49C	BC850C=50C

### ABSOLUTE RATINGS

Parameter	Symbol	Value	Units
Collector - Emitter Voltage	$V_{CEO}$	BC846	65
		BC847,BC850	45
		BC848,BC849	30
Collector - Base Voltage	$V_{CBO}$	BC846	80
		BC847,BC850	50
		BC848,BC849	30
Emitter - Base Voltage	$V_{EBO}$	BC846	6
		BC847,BC850	6
		BC848,BC849	5
Collector Current - Continuous	$I_C$	100	mA
Peak Collector Current	$I_{CM}$	200	mA

### THERMAL CHARACTERISTICS

Parameter	Symbol	Value	Units
Max Power Dissipation (Note 1)	$P_{TOT}$	330	mW
Thermal Resistance , Junction to Ambient	$R_{\theta JA}$	375	$^{\circ}\text{C}/\text{W}$
Operating Junction Temperature and Storage Temperature Range	$T_J, T_{STG}$	-55 to 150	$^{\circ}\text{C}$

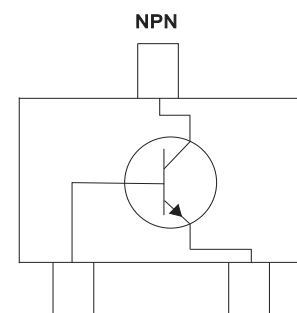
Note 1: Transistor mounted on FR-4 board  $8\text{ cm}^2$ .



## BC846,BC847,BC848,BC849,BC850 SERIES

### ELECTRICAL CHARACTERISTICS

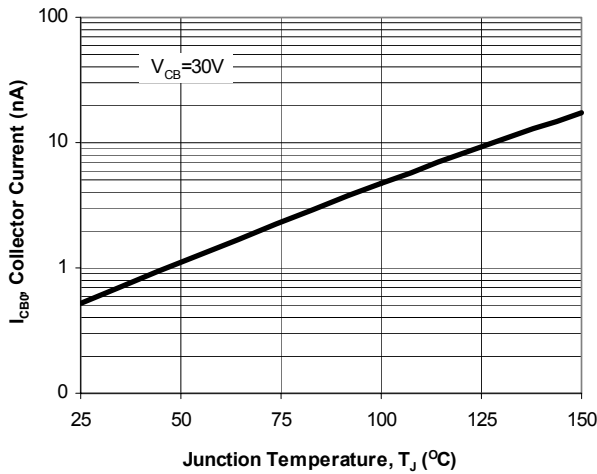
Parameter	Symbol	Test Condition	MIN.	TYP.	MAX.	Units
Collector - Emitter Breakdown Voltage BC846A/B BC847A/B/C,BC850B/C BC848A/B/C,BC849B/C	$V_{(BR)CEO}$	$I_C=10mA, I_B=0$	65 45 30	-	-	V
Collector - Base Breakdown Voltage BC846A/B BC847A/B/C,BC850B/C BC848A/B/C,BC849B/C	$V_{(BR)CBO}$	$I_C=10\mu A, I_E=0$	80 50 30	-	-	V
Emitter - Base Breakdown Voltage BC846A/B BC847A/B/C,BC850B/C BC848A/B/C,BC849B/C	$V_{(BR)EBO}$	$I_E=10\mu A, I_C=0$	6 6 5	-	-	V
Emitter-Base Cutoff Current	$I_{EBO}$	$V_{EB}=5$	-	-	100	nA
Collector-Base Cutoff Current	$I_{CBO}$	$V_{CB}=30V, I_E=0$ $V_{CB}=30V, I_E=0, T_J=150^{\circ}C$	-	-	15 5	nA $\mu A$
DC Current Gain BC846~BC848 Suffix "A" BC846~BC850 Suffix "B" BC847~BC850 Suffix "C"	$h_{FE}$	$I_C=10\mu A, V_{CE}=5V$	-	90 150 270	-	-
DC Current Gain BC846~BC848 Suffix "A" BC846~BC850 Suffix "B" BC847~BC850 Suffix "C"	$h_{FE}$	$I_C=2mA, V_{CE}=5V$	110 200 420	180 290 520	220 450 800	-
Collector - Emitter Saturation Voltage	$V_{CE(SAT)}$	$I_C=10mA, I_B=0.5mA$ $I_C=100mA, I_B=5mA$	-	-	0.25 0.6	V
Base - Emitter Saturation Voltage	$V_{BE(SAT)}$	$I_C=10mA, I_B=0.5mA$ $I_C=100mA, I_B=5mA$	-	0.7 0.9	-	V
Base - Emitter Voltage	$V_{BE(ON)}$	$I_C=2mA, V_{CE}=5V$ $I_C=10mA, V_{CE}=5V$	0.58 -	0.66 -	0.70 0.77	V
Collector - Base Capacitance	$C_{CBO}$	$V_{CB}=10V, I_E=0, f=1MHz$	-	-	4.5	pF



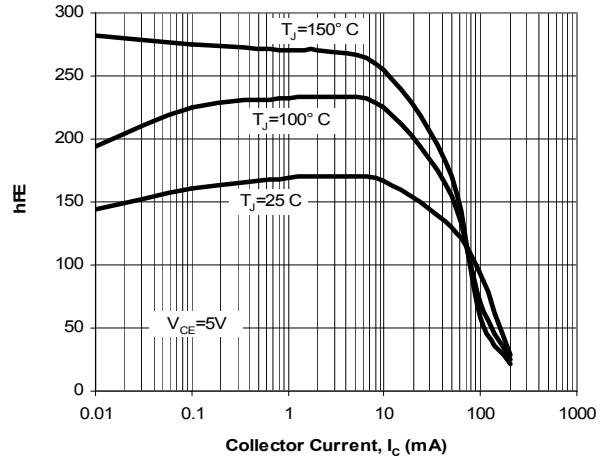


# BC846, BC847, BC848, BC849, BC850 SERIES

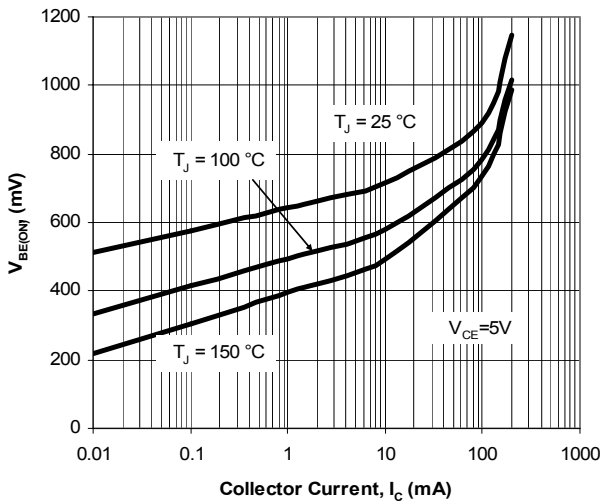
## ELECTRICAL CHARACTERISTICS CURVE (BC846A, BC847A, BC848A)



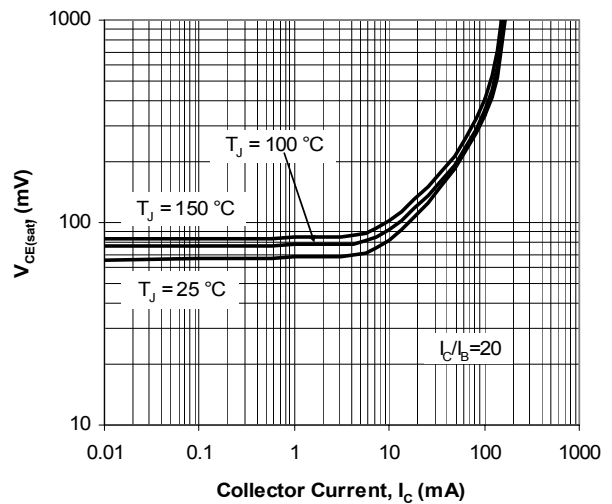
**Fig. 1. Typical  $I_{CB0}$  vs. Junction Temperature**



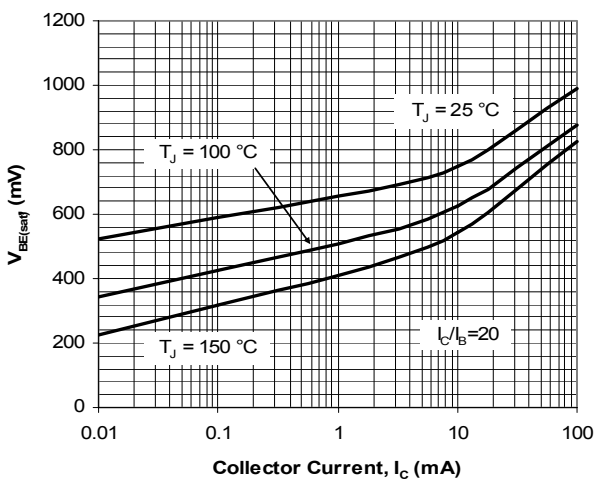
**Fig. 2. Typical  $h_{FE}$  vs. Collector Current**



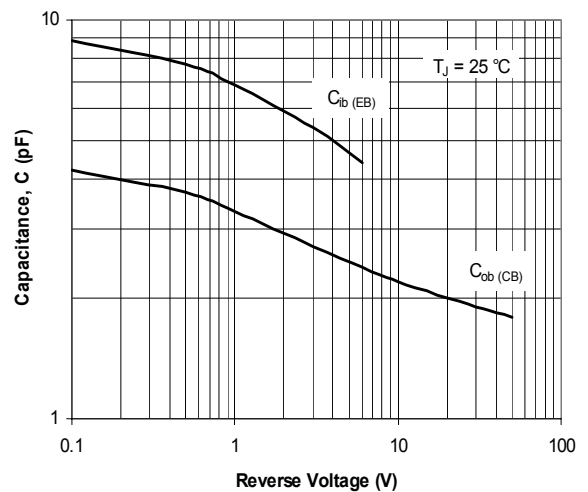
**Fig. 3. Typical  $V_{BE(ON)}$  vs. Collector Current**



**Fig. 4. Typical  $V_{CE(SAT)}$  vs. Collector Current**



**Fig. 5. Typical  $V_{BE(SAT)}$  vs. Collector Current**

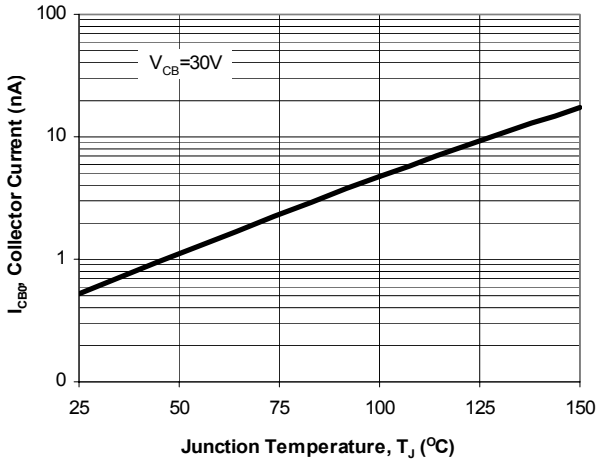


**Fig. 6. Typical Capacitances vs. Reverse Voltage**

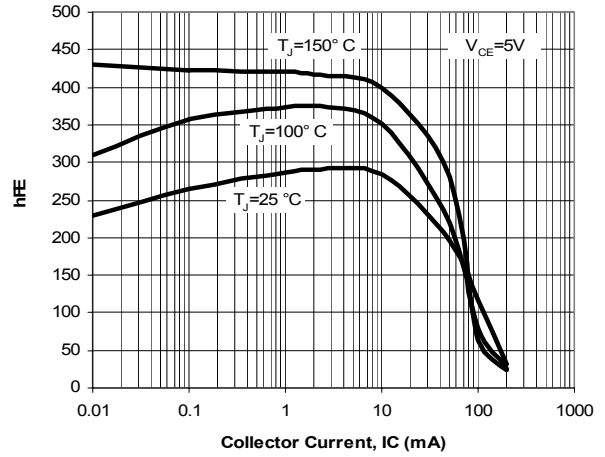


# BC846, BC847, BC848, BC849, BC850 SERIES

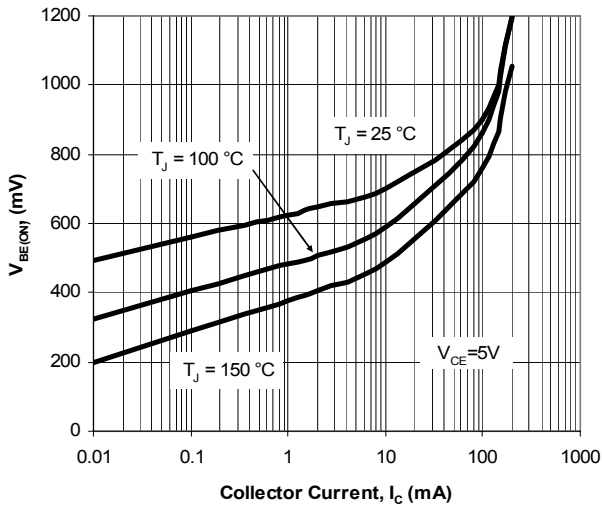
## ELECTRICAL CHARACTERISTICS CURVE (BC846B, BC847B, BC848B, BC849B, BC850B)



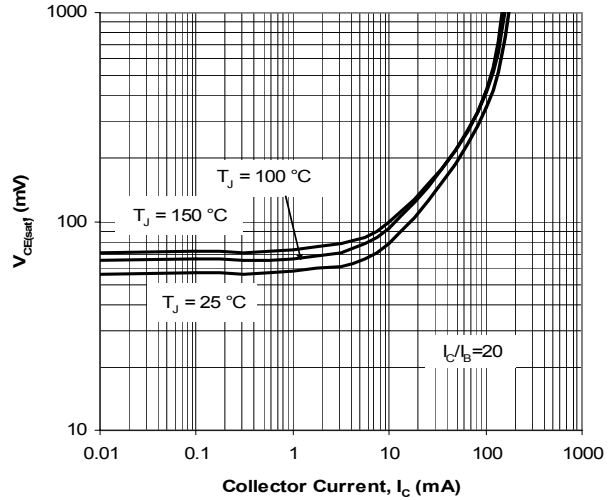
**Fig. 1. Typical  $I_{CB0}$  vs. Junction Temperature**



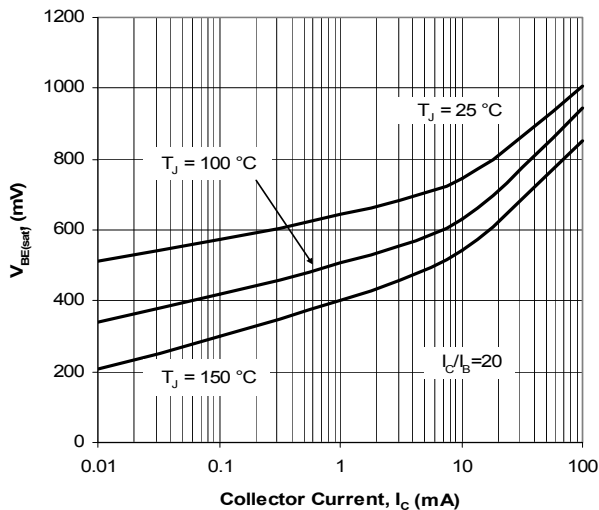
**Fig. 2. Typical  $h_{FE}$  vs. Collector Current**



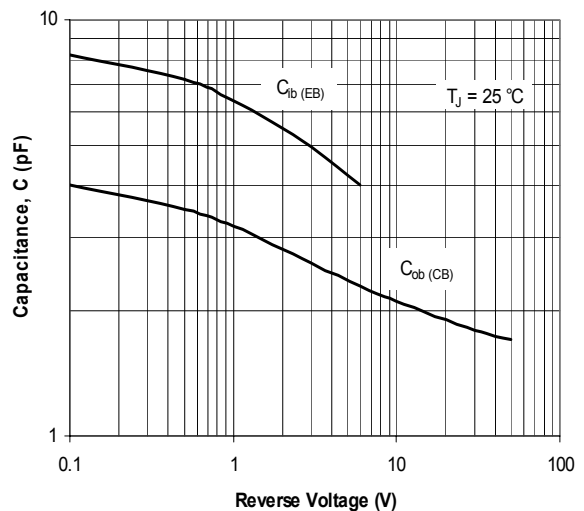
**Fig. 3. Typical  $V_{BE(ON)}$  vs. Collector Current**



**Fig. 4. Typical  $V_{CE(SAT)}$  vs. Collector Current**



**Fig. 5. Typical  $V_{BE(SAT)}$  vs. Collector Current**

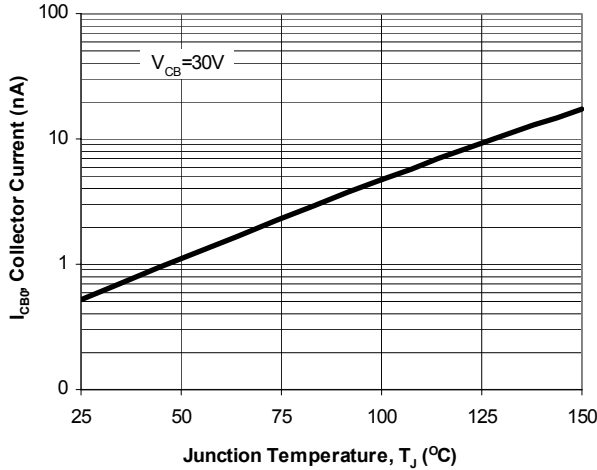


**Fig. 6. Typical Capacitances vs. Reverse Voltage**

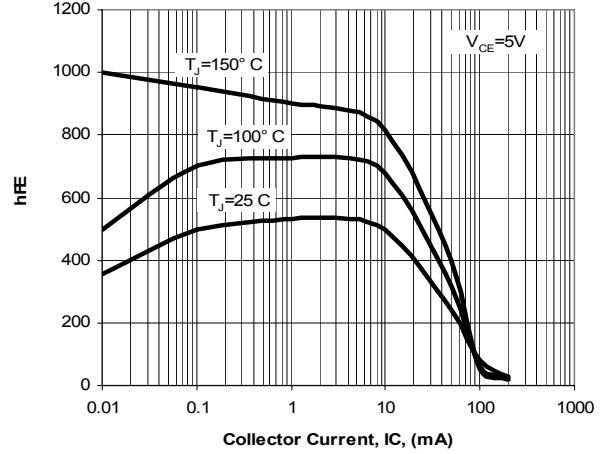


# BC846, BC847, BC848, BC849, BC850 SERIES

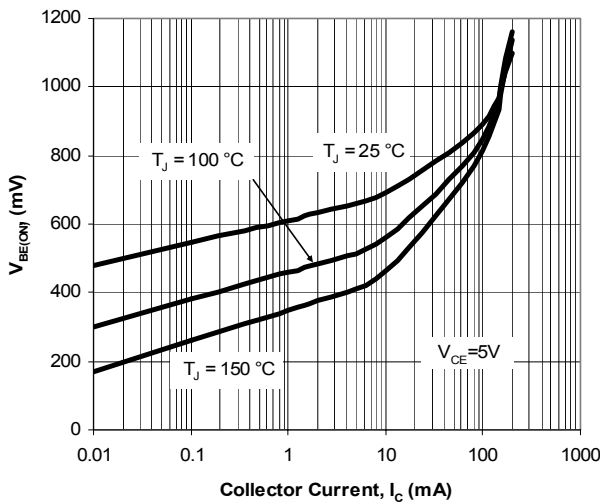
## ELECTRICAL CHARACTERISTICS CURVE (BC847C, BC848C, BC849C, BC850C)



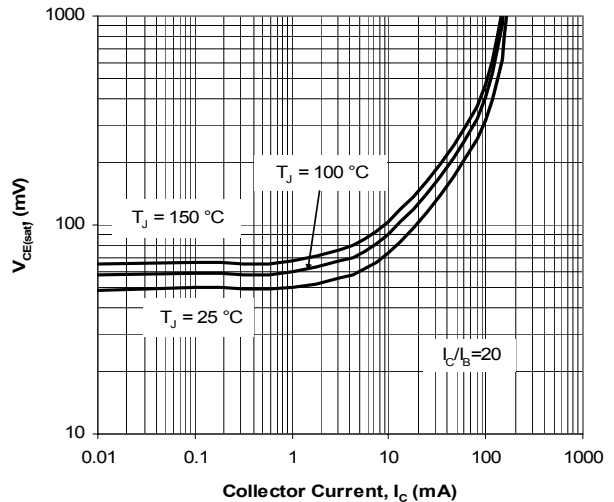
**Fig. 1. Typical  $I_{CB0}$  vs. Junction Temperature**



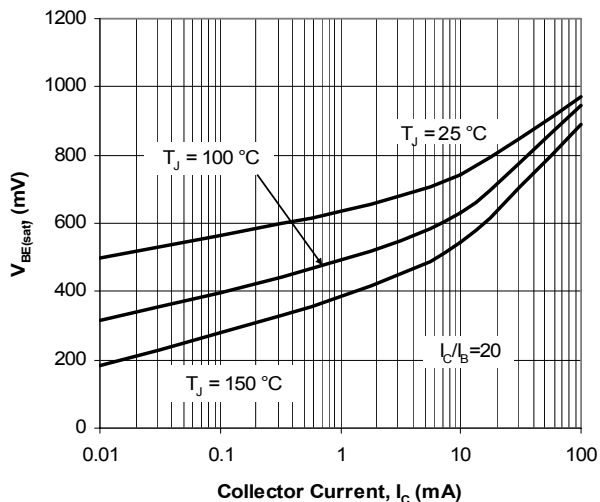
**Fig. 2. Typical  $h_{FE}$  vs. Collector Current**



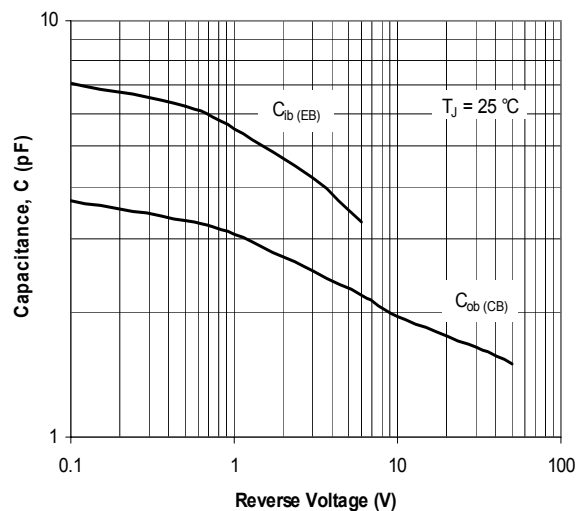
**Fig. 3. Typical  $V_{BE(ON)}$  vs. Collector Current**



**Fig. 4. Typical  $V_{CE(SAT)}$  vs. Collector Current**



**Fig. 5. Typical  $V_{BE(SAT)}$  vs. Collector Current**



**Fig. 6. Typical Capacitances vs. Reverse Voltage**

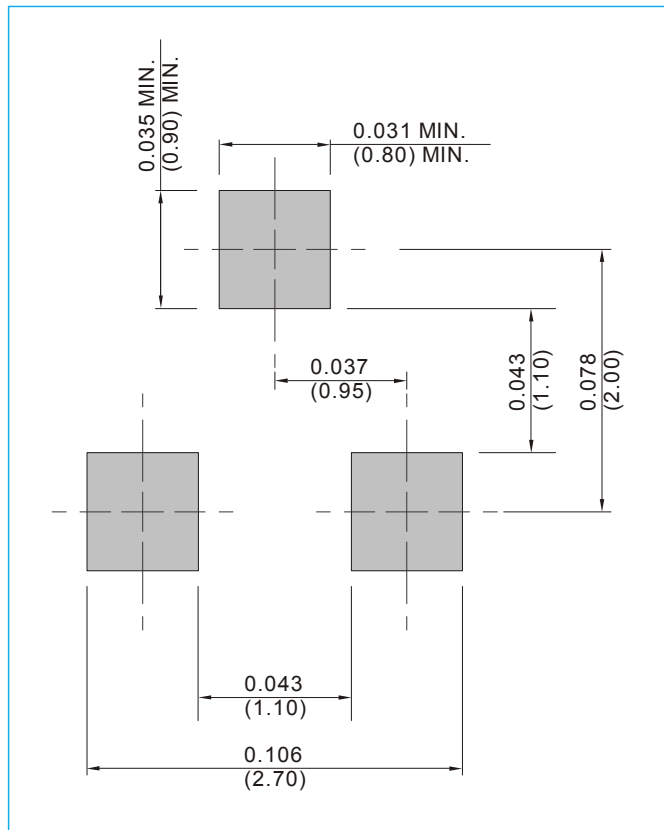


## BC846,BC847,BC848,BC849,BC850 SERIES

### MOUNTING PAD LAYOUT

**SOT-23**

Unit : inch(mm)



### ORDER INFORMATION

- Packing information
  - T/R - 12K per 13" plastic Reel
  - T/R - 3K per 7" plastic Reel



## BC846,BC847,BC848,BC849,BC850 SERIES

### Part No\_packing code\_Version

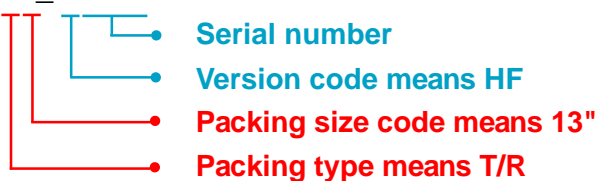
BC846\_R1\_00001

BC846\_R2\_00001

For example :

**RB500V-40\_R2\_00001**

Part No.



Packing Code <b>XX</b>				Version Code <b>XXXXX</b>		
Packing type	1 <sup>st</sup> Code	Packing size code	2 <sup>nd</sup> Code	HF or RoHS	1 <sup>st</sup> Code	2 <sup>nd</sup> ~5 <sup>th</sup> Code
Tape and Ammunition Box (T/B)	A	N/A	0	HF	0	serial number
Tape and Reel (T/R)	R	7"	1	RoHS	1	serial number
Bulk Packing (B/P)	B	13"	2			
Tube Packing (T/P)	T	26mm	X			
Tape and Reel (Right Oriented) (TRR)	S	52mm	Y			
Tape and Reel (Left Oriented) (TRL)	L	PANASERT T/B CATHODE UP (PBCU)	U			
FORMING	F	PANASERT T/B CATHODE DOWN (PBCD)	D			



## BC846,BC847,BC848,BC849,BC850 SERIES

---

### Disclaimer

- Reproducing and modifying information of the document is prohibited without permission from Panjit International Inc..
- Panjit International Inc. reserves the rights to make changes of the content herein the document anytime without notification. Please refer to our website for the latest document.
- Panjit International Inc. disclaims any and all liability arising out of the application or use of any product including damages incidentally and consequentially occurred.
- Panjit International Inc. does not assume any and all implied warranties, including warranties of fitness for particular purpose, non-infringement and merchantability.
- Applications shown on the herein document are examples of standard use and operation. Customers are responsible in comprehending the suitable use in particular applications. Panjit International Inc. makes no representation or warranty that such applications will be suitable for the specified use without further testing or modification.
- The products shown herein are not designed and authorized for equipments requiring high level of reliability or relating to human life and for any applications concerning life-saving or life-sustaining, such as medical instruments, transportation equipment, aerospace machinery et cetera. Customers using or selling these products for use in such applications do so at their own risk and agree to fully indemnify Panjit International Inc. for any damages resulting from such improper use or sale.
- Since Panjit uses lot number as the tracking base, please provide the lot number for tracking when complaining.



## X-ON Electronics

Largest Supplier of Electrical and Electronic Components

*Click to view similar products for [Bipolar Transistors - BJT category](#):*

*Click to view products by [Panjit manufacturer](#):*

Other Similar products are found below :

[619691C](#) [MCH4017-TL-H](#) [MMBT-2369-TR](#) [BC546/116](#) [BC557/116](#) [BSW67A](#) [NJVMJD148T4G](#) [NTE123AP-10](#) [NTE153MCP](#) [NTE16](#)  
[NTE195A](#) [NTE92](#) [C4460](#) [2N4401-A](#) [2N6728](#) [2SA1419T-TD-H](#) [2SA2126-E](#) [2SB1204S-TL-E](#) [2SC2712S-GR,LF](#) [2SC5488A-TL-H](#)  
[2SD2150T100R](#) [SP000011176](#) [2N2907A](#) [2N3904-NS](#) [2N5769](#) [2SC2412KT146S](#) [2SD1816S-TL-E](#) [CPH6501-TL-E](#) [MCH4021-TL-E](#)  
[MJE340](#) [US6T6TR](#) [NJL0281DG](#) [732314D](#) [CPH3121-TL-E](#) [CPH6021-TL-H](#) [873787E](#) [IMZ2AT108](#) [UMX21NTR](#) [MCH6102-TL-E](#)  
[NJL0302DG](#) [2N3583](#) [30A02MH-TL-E](#) [NSV40301MZ4T1G](#) [NTE13](#) [NTE26](#) [NTE282](#) [NTE323](#) [NTE350](#) [NTE81](#) [STX83003-AP](#)