



BC846-AU,BC847-AU,BC848-AU,BC849-AU,BC850-AU SERIES

NPN GENERAL PURPOSE TRANSISTORS

VOLTAGE 30/45/65 Volt **POWER** 330 mWatt

SOT-23

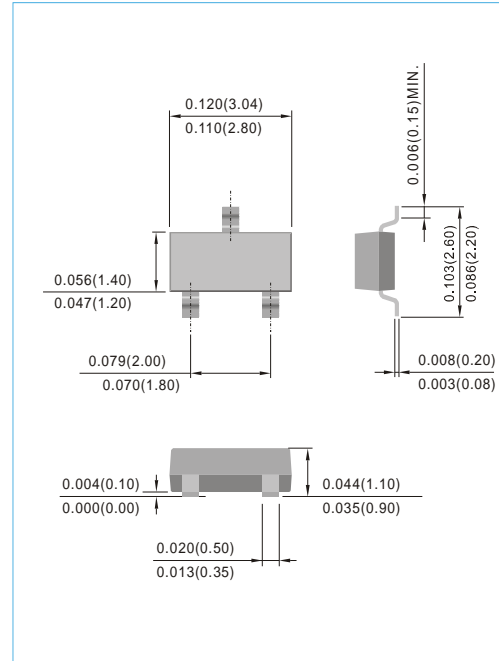
Unit : inch(mm)

FEATURES

- General purpose amplifier applications
- NPN epitaxial silicon, planar design
- Collector current IC = 100mA
- Acquire quality system certificate : TS16949
- AEC-Q101 qualified
- Lead free in compliance with EU RoHS 2011/65/EU directive
- Green molding compound as per IEC61249 Std. . (Halogen Free)

MECHANICAL DATA

- Case: SOT-23, Plastic
- Terminals: Solderable per MIL-STD-750, Method 2026
- Approx. Weight: 0.0003 ounces, 0.0084 grams



Device Marking:				
BC846A-AU=46A	BC847A-AU=47A	BC848A-AU=48A		
BC846B-AU=46B	BC847B-AU=47B	BC848B-AU=48B	BC849B-AU=49B	BC850B-AU=50B
	BC847C-AU=47C	BC848C-AU=48C	BC849C-AU=49C	BC850C-AU=50C

ABSOLUTE RATINGS

Parameter	Symbol	Value	Units
Collector - Emitter Voltage	V _{CEO}	BC846-AU 65	V
		BC847-AU,BC850-AU 45	
		BC848-AU,BC849-AU 30	
Collector - Base Voltage	V _{CBO}	BC846-AU 80	V
		BC847-AU,BC850-AU 50	
		BC848-AU,BC849-AU 30	
Emitter - Base Voltage	V _{EBO}	BC846-AU 6	V
		BC847-AU,BC850-AU 6	
		BC848-AU,BC849-AU 5	
Collector Current - Continuous	I _c	100	mA

THERMAL CHARACTERISTICS

Parameter	Symbol	Value	Units
Max Power Dissipation (Note 1)	P _{TOT}	330	mW
Thermal Resistance , Junction to Ambient	R _{θJA}	375	°C/W
Operating Junction Temperature and Storage Temperature Range	T _J ,T _{STG}	-55 to 150	°C

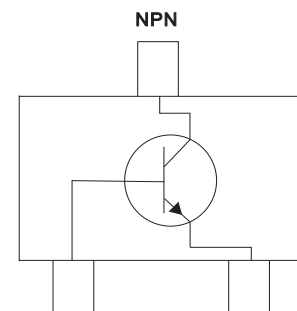
Note 1: Transistor mounted on FR-4 board 8 cm².



BC846-AU,BC847-AU,BC848-AU,BC849-AU,BC850-AU SERIES

ELECTRICAL CHARACTERISTICS

Parameter	Symbol	Test Condition	MIN.	TYP.	MAX.	Units	
Collector - Emitter Breakdown Voltage	BC846A-AU/B-AU BC847A-AU/B-AU/C-AU,BC850B-AU/C-AU BC848A-AU/B-AU/C-AU,BC849B-AU/C-AU	$V_{(BR)CEO}$	IC=10mA, IB=0	65 45 30	-	-	V
Collector - Base Breakdown Voltage	BC846A-AU/B-AU BC847A-AU/B-AU/C-AU,BC850B-AU/C-AU BC848A-AU/B-AU/C-AU,BC849B-AU/C-AU	$V_{(BR)CBO}$	IC=10uA, IE=0	80 50 30	-	-	V
Emitter - Base Breakdown Voltage	BC846A-AU/B-AU BC847A-AU/B-AU/C-AU,BC850B-AU/C-AU BC848A-AU/B-AU/C-AU,BC849B-AU/C-AU	$V_{(BR)EBO}$	IE=10uA, IC=0	6 6 5	-	-	V
Emitter-Base Cutoff Current		I_{EBO}	VEB=5	-	-	100	nA
Collector-Base Cutoff Current		I_{CBO}	VCB=30V, IE=0 VCB=30V, IE=0, T _J =150°C	-	-	15 5	nA μA
DC Current Gain	BC846-AU-BC848-AU Suffix "A" BC846-AU-BC850-AU Suffix "B" BC847-AU-BC850-AU Suffix "C"	h_{FE}	IC=10uA, VCE=5V	-	90 150 270	-	-
DC Current Gain	BC846-AU-BC848-AU Suffix "A" BC846-AU-BC850-AU Suffix "B" BC847-AU-BC850-AU Suffix "C"	h_{FE}	IC=2mA, VCE=5V	110 200 420	180 290 520	220 450 800	-
Collector - Emitter Saturation Voltage		$V_{CE(SAT)}$	IC=10mA, IB=0.5mA IC=100mA, IB=5mA	-	-	0.25 0.6	V
Base - Emitter Saturation Voltage		$V_{BE(SAT)}$	IC=10mA, IB=0.5mA IC=100mA, IB=5mA	-	0.7 0.9	-	V
Base - Emitter Voltage		$V_{BE(ON)}$	IC=2mA, VCE=5V IC=10mA, VCE=5V	0.58 -	0.66 -	0.70 0.77	V
Collector - Base Capacitance		C_{CBO}	VCB=10V, IE=0, f=1MHz	-	-	4.5	pF





BC846-AU, BC847-AU, BC848-AU, BC849-AU, BC850-AU SERIES

ELECTRICAL CHARACTERISTICS CURVE (BC846A-AU, BC847A-AU, BC848A-AU)

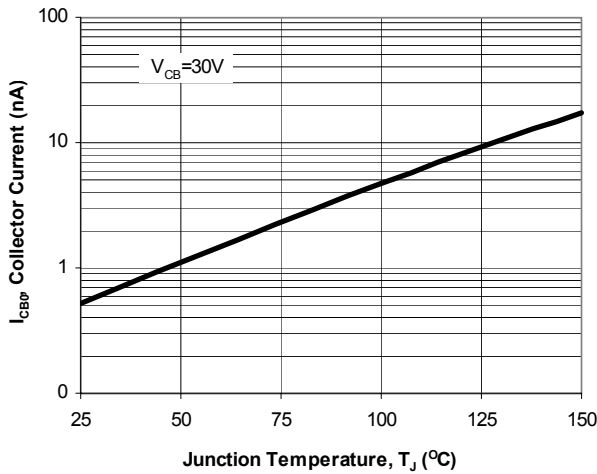


Fig. 1. Typical I_{CB0} vs. Junction Temperature

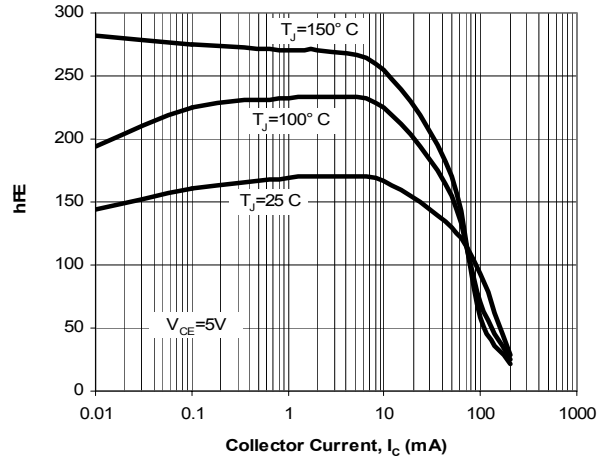


Fig. 2. Typical h_{FE} vs. Collector Current

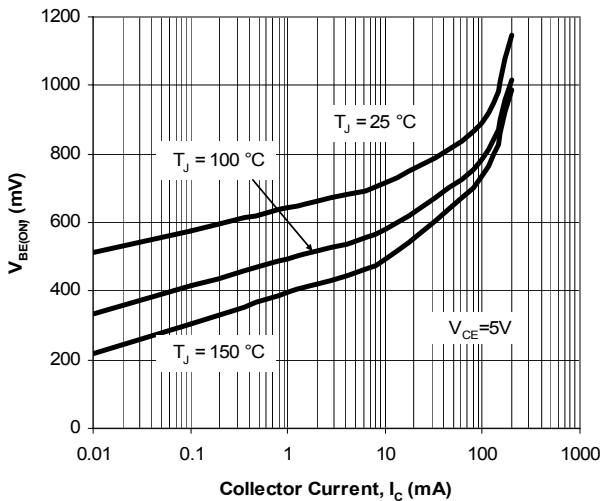


Fig. 3. Typical $V_{BE(ON)}$ vs. Collector Current

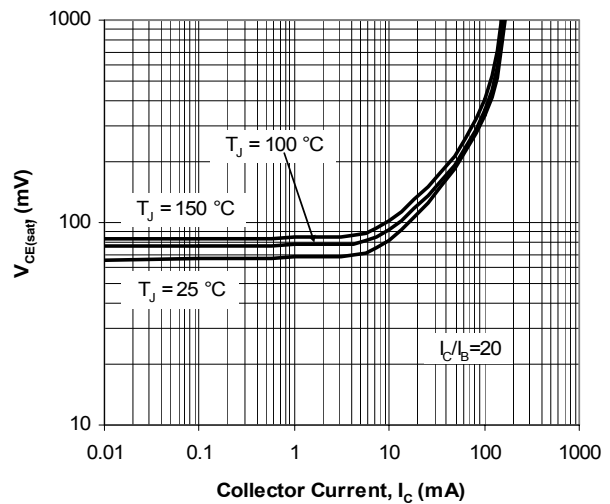


Fig. 4. Typical $V_{CE(SAT)}$ vs. Collector Current

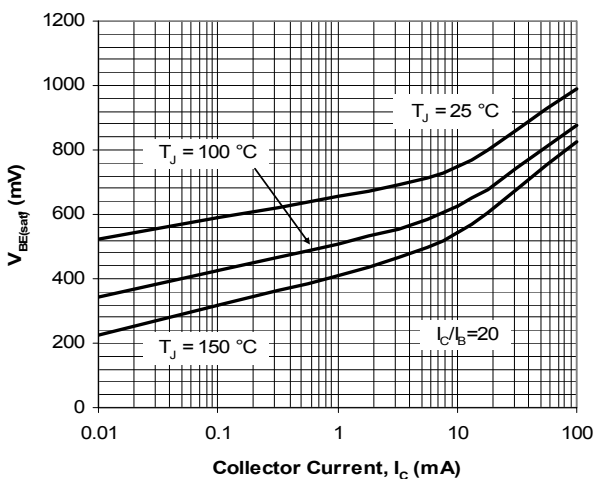


Fig. 5. Typical $V_{BE(SAT)}$ vs. Collector Current

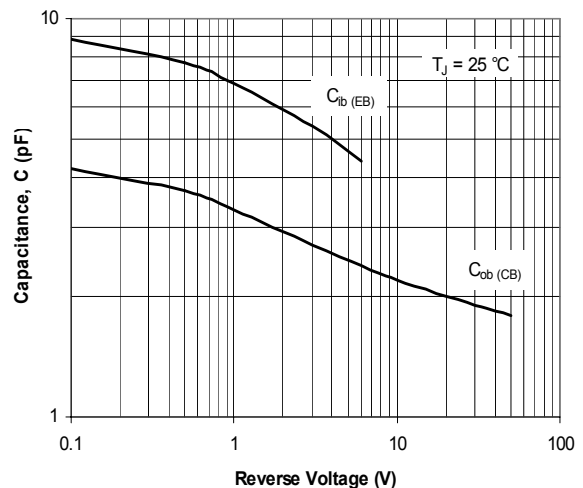


Fig. 6. Typical Capacitances vs. Reverse Voltage



BC846-AU, BC847-AU, BC848-AU, BC849-AU, BC850-AU SERIES

ELECTRICAL CHARACTERISTICS CURVE (BC846B-AU, BC847B-AU, BC848B-AU, BC849B-AU, BC850B-AU)

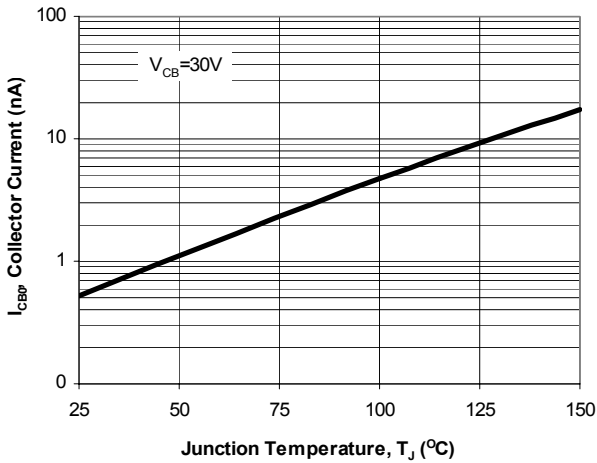


Fig. 1. Typical I_{CBO} vs. Junction Temperature

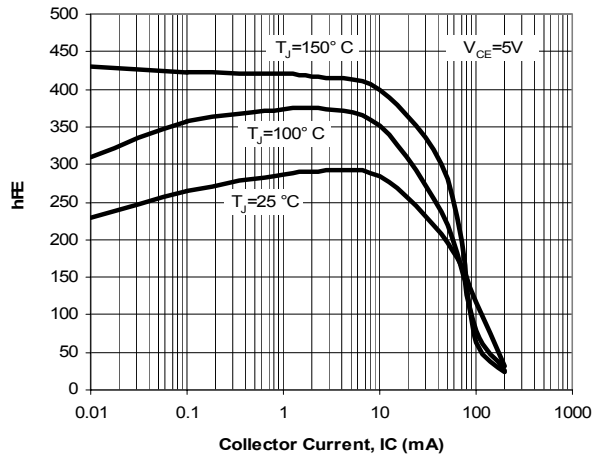


Fig. 2. Typical h_{FE} vs. Collector Current

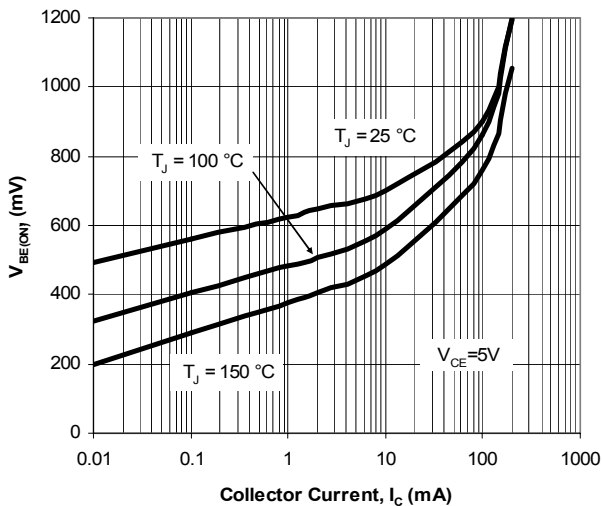


Fig. 3. Typical $V_{BE(ON)}$ vs. Collector Current

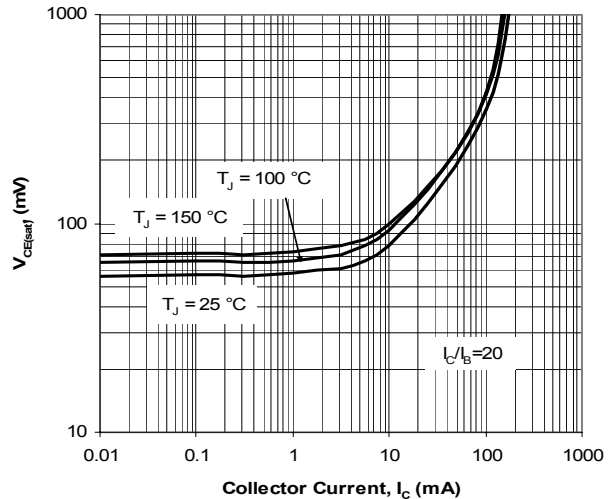


Fig. 4. Typical $V_{CE(SAT)}$ vs. Collector Current

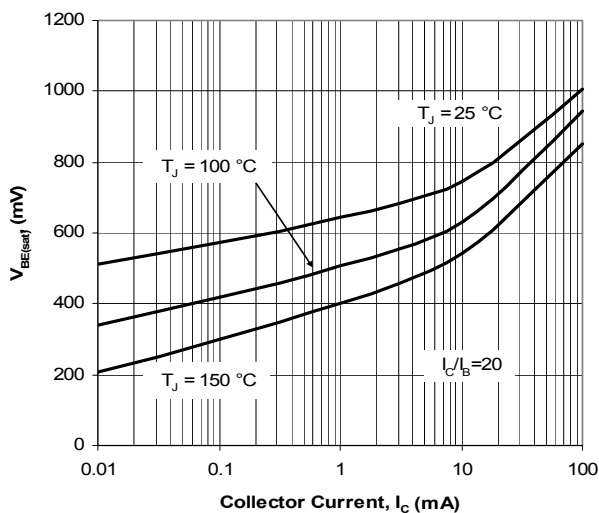


Fig. 5. Typical $V_{BE(SAT)}$ vs. Collector Current

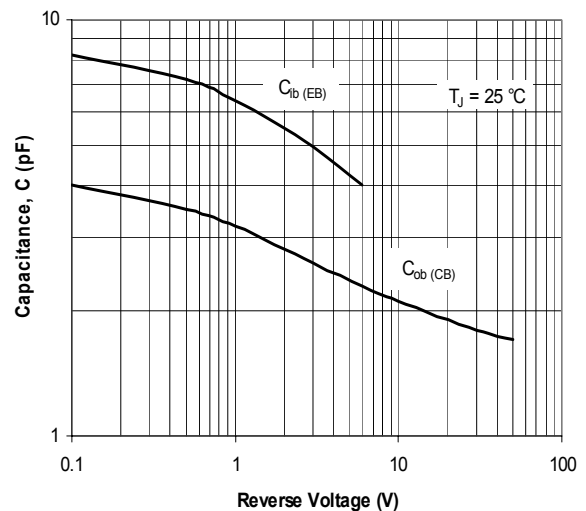


Fig. 6. Typical Capacitances vs. Reverse Voltage



BC846-AU, BC847-AU, BC848-AU, BC849-AU, BC850-AU SERIES

ELECTRICAL CHARACTERISTICS CURVE (BC847C-AU, BC848C-AU, BC849C-AU, BC850C-AU)

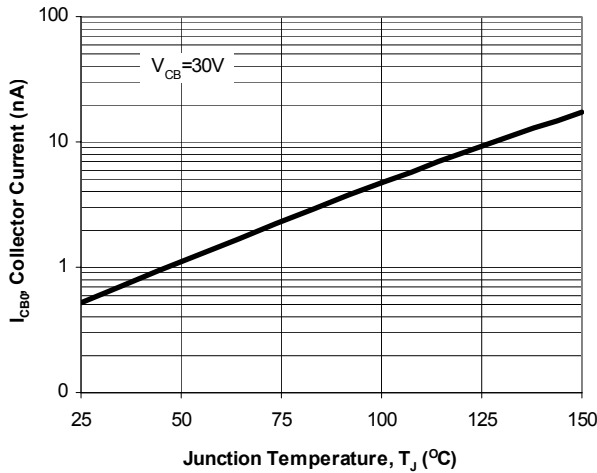


Fig. 1. Typical I_{CB0} vs. Junction Temperature

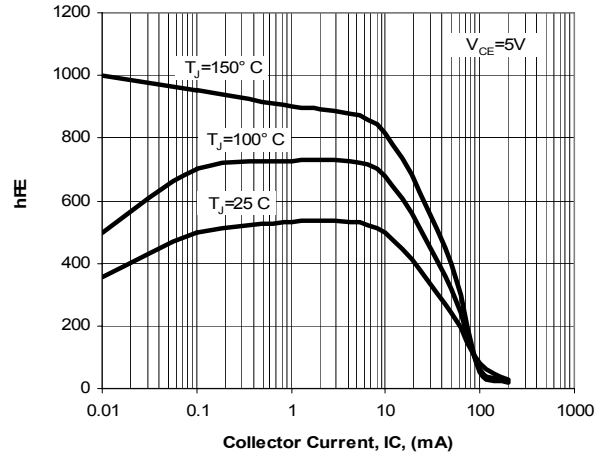


Fig. 2. Typical h_{FE} vs. Collector Current

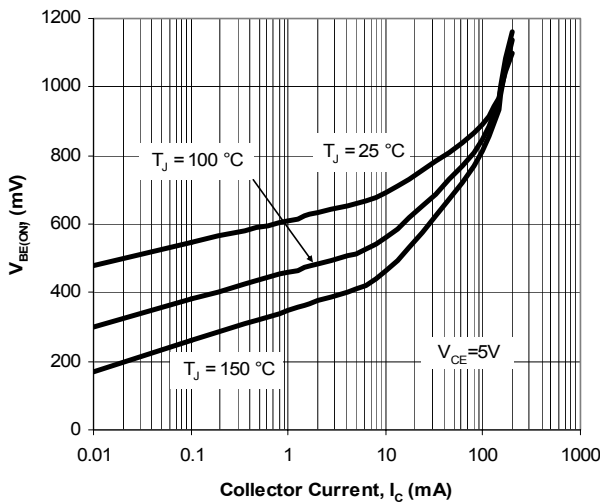


Fig. 3. Typical $V_{BE(ON)}$ vs. Collector Current

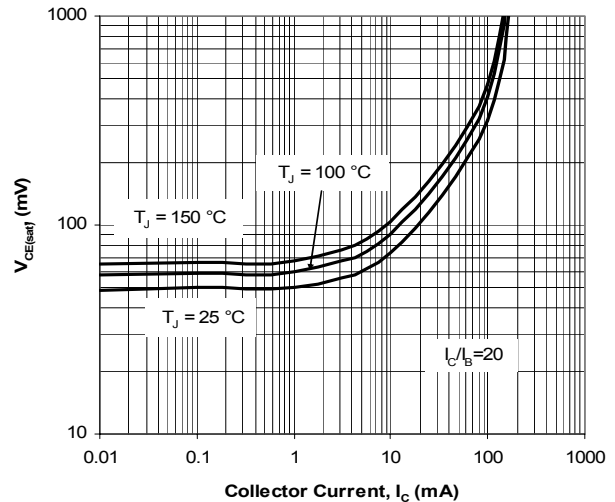


Fig. 4. Typical $V_{CE(SAT)}$ vs. Collector Current

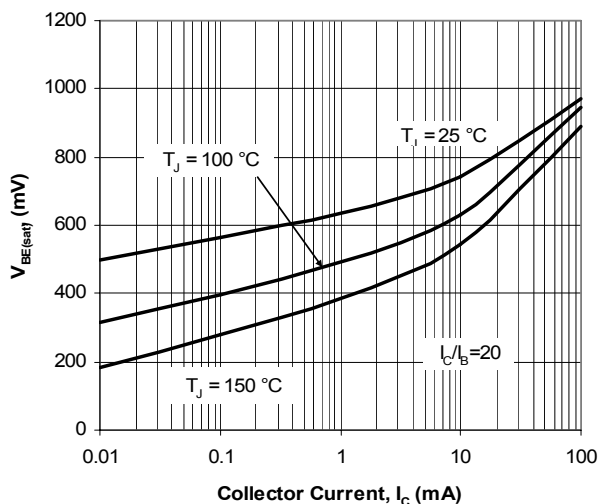


Fig. 5. Typical $V_{BE(SAT)}$ vs. Collector Current

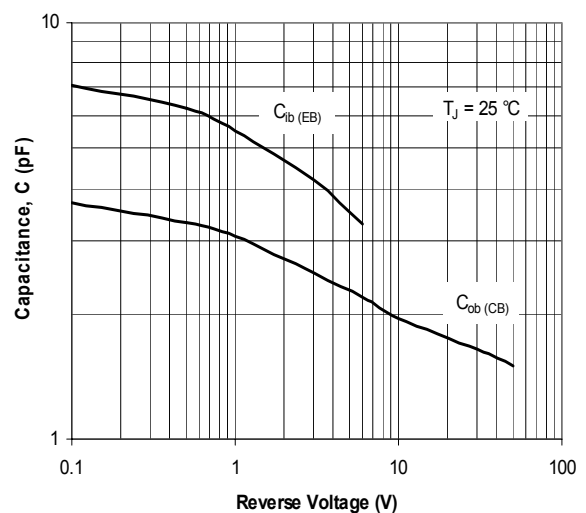
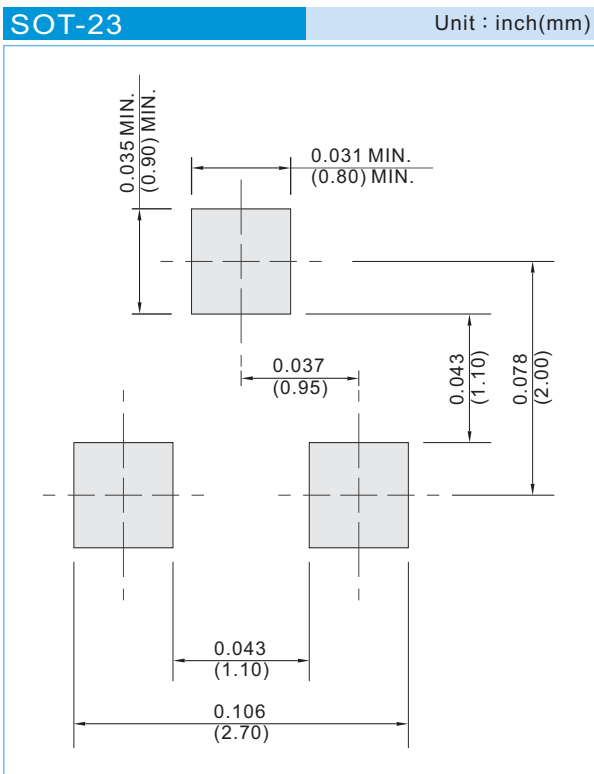


Fig. 6. Typical Capacitances vs. Reverse Voltage



BC846-AU,BC847-AU,BC848-AU,BC849-AU,BC850-AU SERIES

MOUNTING PAD LAYOUT



ORDER INFORMATION

- Packing information
 - T/R - 12K per 13" plastic Reel
 - T/R - 3K per 7" plastic Reel



BC846!5 I ,BC847!5 I ,BC848!5 I ,BC849!5 I ,BC850!5 I SERIES

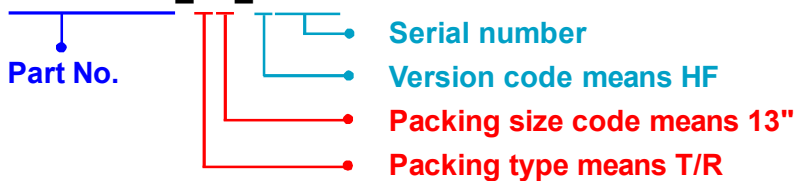
Part No_packing code_Version

BC846-AU_R1_000A1

BC846-AU_R2_000A1

For example :

RB500V-40_R2_00001



Packing Code XX				Version Code XXXXX		
Packing type	1 st Code	Packing size code	2 nd Code	HF or RoHS	1 st Code	2 nd ~5 th Code
Tape and Ammunition Box (T/B)	A	N/A	0	HF	0	serial number
Tape and Reel (T/R)	R	7"	1	RoHS	1	serial number
Bulk Packing (B/P)	B	13"	2			
Tube Packing (T/P)	T	26mm	X			
Tape and Reel (Right Oriented) (TRR)	S	52mm	Y			
Tape and Reel (Left Oriented) (TRL)	L	PANASERT T/B CATHODE UP (PBCU)	U			
FORMING	F	PANASERT T/B CATHODE DOWN (PBCD)	D			



BC846!5 I ,BC847!5 I ,BC848!5 I ,BC849!5 I ,BC850!5 I SERIES

Disclaimer

- Reproducing and modifying information of the document is prohibited without permission from Panjit International Inc..
- Panjit International Inc. reserves the rights to make changes of the content herein the document anytime without notification. Please refer to our website for the latest document.
- Panjit International Inc. disclaims any and all liability arising out of the application or use of any product including damages incidentally and consequentially occurred.
- Panjit International Inc. does not assume any and all implied warranties, including warranties of fitness for particular purpose, non-infringement and merchantability.
- Applications shown on the herein document are examples of standard use and operation. Customers are responsible in comprehending the suitable use in particular applications. Panjit International Inc. makes no representation or warranty that such applications will be suitable for the specified use without further testing or modification.
- The products shown herein are not designed and authorized for equipments requiring high level of reliability or relating to human life and for any applications concerning life-saving or life-sustaining, such as medical instruments, transportation equipment, aerospace machinery et cetera. Customers using or selling these products for use in such applications do so at their own risk and agree to fully indemnify Panjit International Inc. for any damages resulting from such improper use or sale.
- Since Panjit uses lot number as the tracking base, please provide the lot number for tracking when complaining.

X-ON Electronics

Largest Supplier of Electrical and Electronic Components

Click to view similar products for [Bipolar Transistors - BJT category](#):

Click to view products by [Panjit manufacturer](#):

Other Similar products are found below :

[619691C](#) [MCH4017-TL-H](#) [MJ15024/WS](#) [MJ15025/WS](#) [BC546/116](#) [BC556/FSC](#) [BC557/116](#) [BSW67A](#) [HN7G01FU-A\(T5L,F,T](#)
[NJVMJD148T4G](#) [NSVMMBT6520LT1G](#) [NTE187A](#) [NTE195A](#) [NTE2302](#) [NTE2330](#) [NTE2353](#) [NTE316](#) [IMX9T110](#) [NTE63](#) [NTE65](#)
[C4460](#) [SBC846BLT3G](#) [2SA1419T-TD-H](#) [2SA1721-O\(TE85L,F\)](#) [2SA1727TLP](#) [2SA2126-E](#) [2SB1202T-TL-E](#) [2SB1204S-TL-E](#) [2SC5488A-](#)
[TL-H](#) [2SD2150T100R](#) [SP000011176](#) [FMC5AT148](#) [2N2369ADCSM](#) [2SB1202S-TL-E](#) [2SC2412KT146S](#) [2SC4618TLN](#) [2SC5490A-TL-H](#)
[2SD1816S-TL-E](#) [2SD1816T-TL-E](#) [CMXT2207 TR](#) [CPH6501-TL-E](#) [MCH4021-TL-E](#) [BC557B](#) [TTC012\(Q\)](#) [BULD128DT4](#) [JANTX2N3810](#)
[Jantx2N5416](#) [US6T6TR](#) [KSF350](#) [068071B](#)