

Glass Passivated Bridge Rectifier

Voltage

1000 V

Current

15A

Features

- UL recognition file number E228882
- Ideal for printed circuit boards
- Lead free in compliance with EU RoHS 2.0
- Green molding compound as per IEC 61249 standard


Mechanical Data

- Case : GBJ-1 Package
- Terminals : Solderable per MIL-STD-750, Method 2026
- Approx. Weight : 0.2395 ounces, 6.79 grams

Application

- Desktop/ Workstation – 80+ Silver & Gold Standard
- Server Power Supply – 90+ Platinum & Titanium Standard
- Home Appliances – Air Con
- Telecom Power Supply – Networking station, data center SMPS
- Industrial Power Supply – Street Lighting, Synergy Panels

GBJ-1



Maximum Ratings and Thermal Characteristics ($T_A = 25\text{ }^\circ\text{C}$ unless otherwise noted)

PARAMETER	SYMBOL	LIMIT	UNITS
Maximum Repetitive Peak Reverse Voltage	V_{RRM}	1000	V
Maximum RMS Voltage	V_{RMS}	700	V
Maximum DC Blocking Voltage	V_{DC}	1000	V
Maximum Average Forward Current	$I_{F(AV)}$	15	A
Peak Forward Surge Current : 8.3 ms Single Half Sine-Wave Superimposed On Rated Load	@ $T_A = 25\text{ }^\circ\text{C}$ @ $T_A = 125\text{ }^\circ\text{C}$ I_{FSM}	200 160	A
Peak Forward Surge Current : 1.0 ms Single Half Sine-Wave Superimposed On Rated Load	@ $T_A = 25\text{ }^\circ\text{C}$ @ $T_A = 125\text{ }^\circ\text{C}$ I_{FSM}	400 320	A
$I^2 t$ rating for fusing ($t = 8.3\text{ms}$)	$I^2 t$	166	A ² S
Typical Junction Capacitance Measured at 1 MHz And Applied $V_R = 4\text{ V}$	C_J	66	pF
Typical Thermal Resistance (Note 2)	$R_{\theta JC}$	2.3	$^\circ\text{C/W}$
Operating Junction Temperature Range	T_J	-55~150	$^\circ\text{C}$
Storage Temperature Range	T_{STG}	-55~150	$^\circ\text{C}$

Electrical Characteristics ($T_A = 25\text{ }^\circ\text{C}$ unless otherwise noted)

PARAMETER	SYMBOL	TEST CONDITION	MIN.	TYP.	MAX.	UNITS
Forward Voltage	V_F	$I_F = 7.5\text{ A}$, $T_J = 25\text{ }^\circ\text{C}$	-	-	1.0	V
Reverse Current	I_R	$V_R = 1000\text{ V}$, $T_J = 25\text{ }^\circ\text{C}$	-	-	5	μA
		$V_R = 1000\text{ V}$, $T_J = 125\text{ }^\circ\text{C}$	-	-	500	

NOTES :

1. Mounted on a FR4 PCB standard pad
2. Device mounted on 150mm*150mm*1.6mm Cu Plate Heatsink.

TYPICAL CHARACTERISTIC CURVES

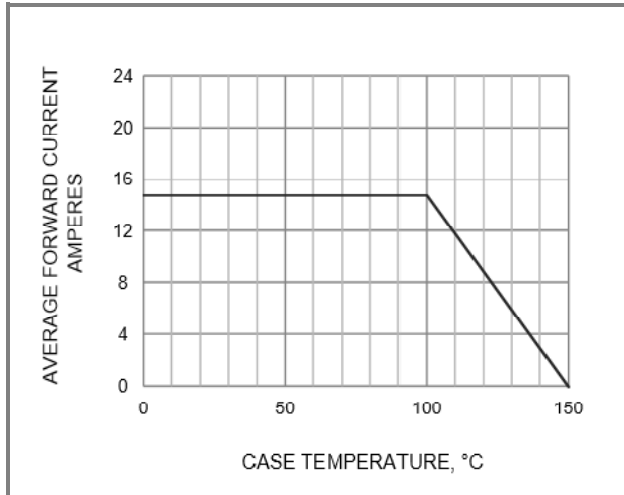


Fig.1 Forward Current Derating Curve

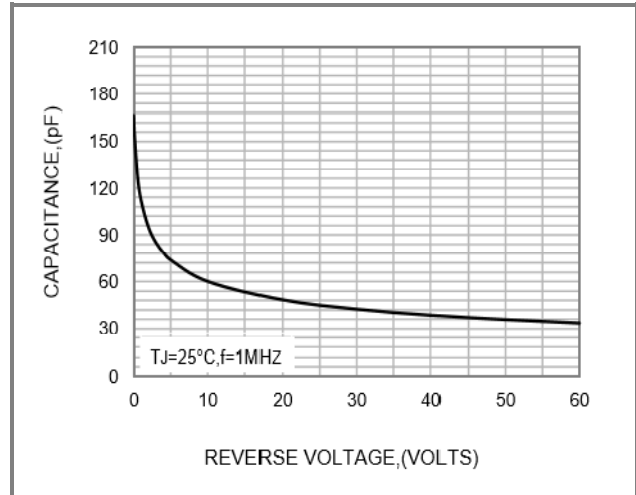


Fig.2 Typical Junction Capacitance

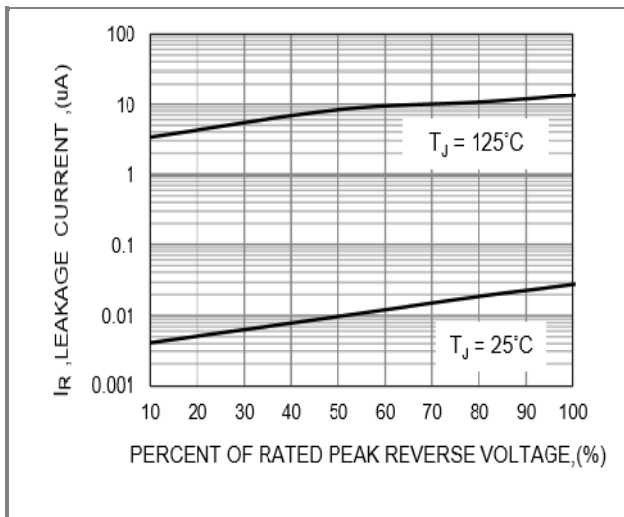


Fig.3 Typical Reverse Characteristics

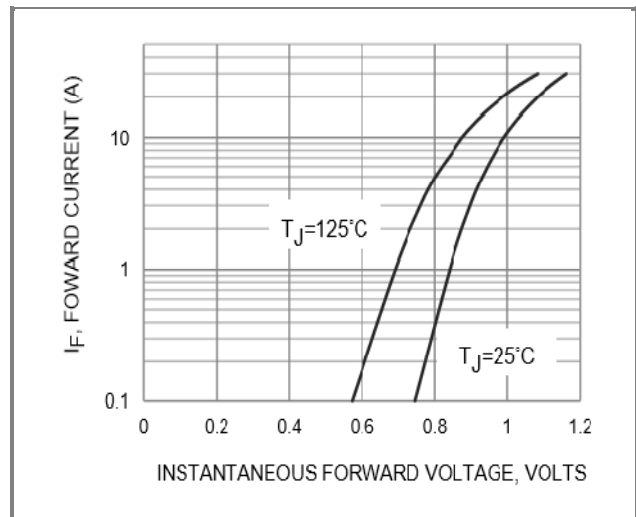
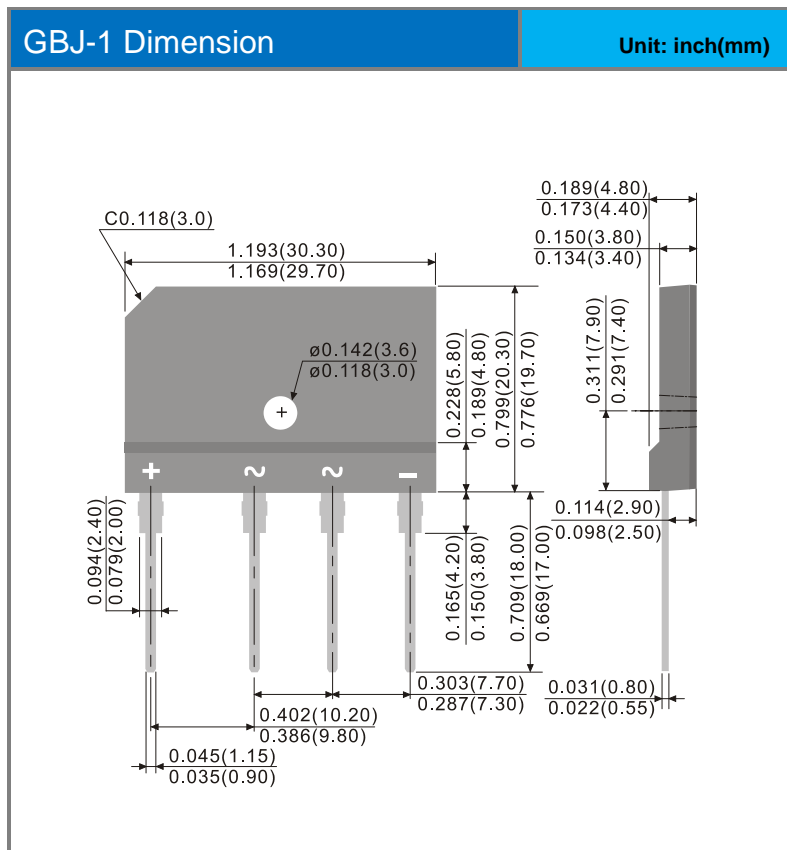


Fig.4 Typical Forward Characteristics

Part No. Packing Code Version

Part No. Packing Code	Package Type	Packing Type	Marking
GBJ15M_B0_00101	GBJ-1	200 pcs / Box	GBJ15M

Packaging Information



Disclaimer

- Reproducing and modifying information of the document is prohibited without permission from Panjit International Inc..
- Panjit International Inc. reserves the rights to make changes of the content herein the document anytime without notification. Please refer to our website for the latest document.
- Panjit International Inc. disclaims any and all liability arising out of the application or use of any product including damages incidentally and consequentially occurred.
- Panjit International Inc. does not assume any and all implied warranties, including warranties of fitness for particular purpose, non-infringement and merchantability.
- Applications shown on the herein document are examples of standard use and operation. Customers are responsible in comprehending the suitable use in particular applications. Panjit International Inc. makes no representation or warranty that such applications will be suitable for the specified use without further testing or modification.
- The products shown herein are not designed and authorized for equipments requiring high level of reliability or relating to human life and for any applications concerning life-saving or life-sustaining, such as medical instruments, transportation equipment, aerospace machinery et cetera. Customers using or selling these products for use in such applications do so at their own risk and agree to fully indemnify Panjit International Inc. for any damages resulting from such improper use or sale.
- Since Panjit uses lot number as the tracking base, please provide the lot number for tracking when complaining.

X-ON Electronics

Largest Supplier of Electrical and Electronic Components

Click to view similar products for [Bridge Rectifiers](#) category:

Click to view products by [Panjit](#) manufacturer:

Other Similar products are found below :

[009923A](#) [037352H](#) [074727H](#) [1N5406](#) [26MT140](#) [26MT60](#) [26MT80](#) [2KBB10](#) [2KBP02M](#) [2KBP06M-E4/45](#) [2W005G-E4/51](#) [2W01](#) [2W01G-E4/51](#) [2W02](#) [2W02](#) [2W02M](#) [2W04](#) [2W04](#) [2W04G-E4/51](#) [2W04M](#) [2W06](#) [2W06G-E4/51](#) [2W08](#) [2W10](#) [2W10](#) [2W10G-E4/51](#) [2W10M](#)
[3GBJ3516-BP](#) [3N248](#) [487005D](#) [70MT160KPBF](#) [733888X](#) [745460C](#) [8PH40](#) [AB05S](#) [AB1S](#) [AB24S](#) [AB34S](#) [AB4S](#) [AB8S](#) [ABF210](#)
[ABF210](#) [ABK110S](#) [ABS1](#) [ABS10](#) [ABS10](#) [ABS10](#) [ABS10](#) [ABS10](#) [ABS10](#)