



## MBR38AFC ~ MBR320AFC Series

### Surface Mount Schottky Barrier Rectifier

**Voltage**

**80~200 V**

**Current**

**3 A**

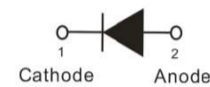

#### Features

- Low power loss, high efficiency
- High surge current capability
- Lead free in compliance with EU RoHS 2.0
- Green molding compound as per IEC 61249 standard

#### Mechanical Data

- Case : Molded plastic, SMAF-C
- Terminals : Solderable per MIL-STD-750, Method 2026
- Approx. Weight : 0.0012 ounces, 0.034 grams

SMAF-C



### Maximum Ratings and Thermal Characteristics (T<sub>A</sub> = 25°C unless otherwise noted)

PARAMETER	SYMBOL	MBR38AFC	MBR39AFC	MBR310AFC	MBR315AFC	MBR320AFC	UNIT
Maximum Recurrent Peak Reverse Voltage	V <sub>RRM</sub>	80	90	100	150	200	V
Maximum RMS Voltage	V <sub>RMS</sub>	56	63	70	105	140	V
Maximum DC Blocking Voltage	V <sub>R</sub>	80	90	100	150	200	V
Maximum Average Forward Rectified Current	I <sub>F(AV)</sub>	3					A
Peak Forward Surge Current : 8.3 ms Single Half Sine-Wave Superimposed On Rated Load	I <sub>FSM</sub>	80					A
Instantaneous Forward Voltage at 3A	V <sub>F</sub>	0.8			0.9		V
Reverse Current <sup>(Note 4)</sup>	I <sub>R</sub>	50					uA
Typical Junction Capacitance Measured at 1 MHz And Applied V <sub>R</sub> = 4V	C <sub>J</sub>	20			10	85	pF
Typical Thermal Resistance	<sup>(Note 1)</sup> R <sub>θJA</sub>	150					°C/W
	<sup>(Note 2)</sup> R <sub>θJL</sub>	20					
	<sup>(Note 3)</sup> R <sub>θJC</sub>	22					
Operating Junction Temperature Range	T <sub>J</sub>	-55 to +150					°C
Storage Temperature Range	T <sub>STG</sub>	-55 to +150					°C

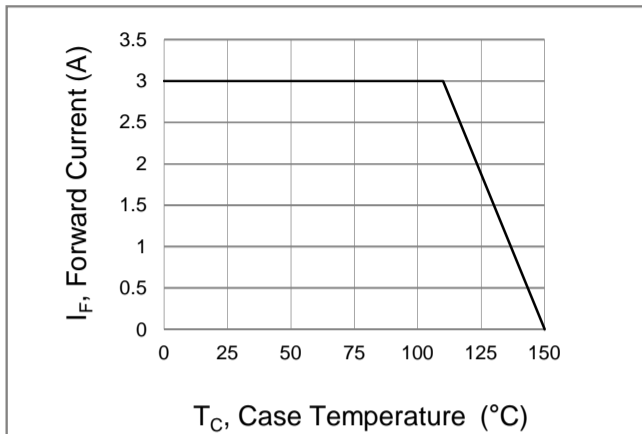
#### NOTES:

1. Mounted on a FR4 PCB, single-sided copper, standard footprint
2. Mounted on a FR4 PCB, single-sided copper, with 48cm<sup>2</sup> copper pad area
3. Mounted on a FR4 PCB, single-sided copper, with 100cm<sup>2</sup> copper pad area
4. Short duration pulse test used to minimize self-heating effect

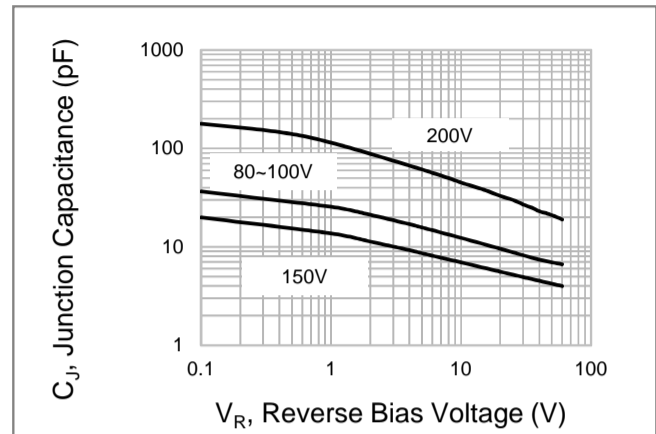


# MBR38AFC ~ MBR320AFC Series

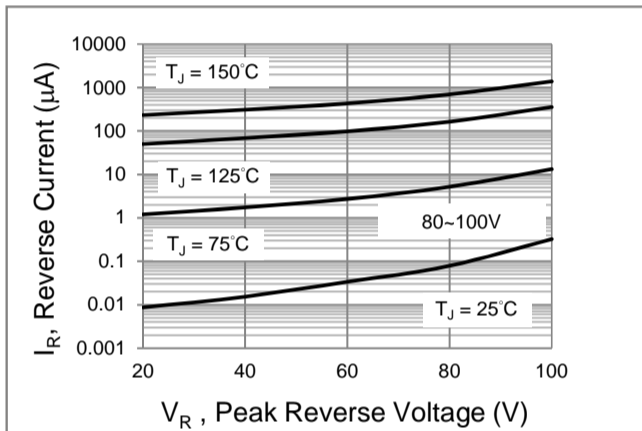
## TYPICAL CHARACTERISTIC CURVES



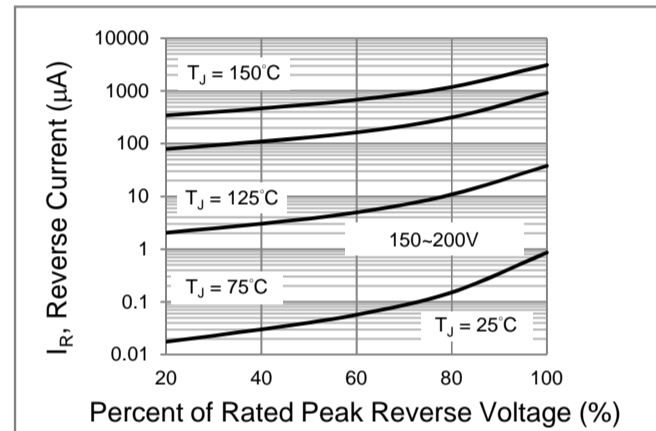
**Fig.1 Forward Current Derating Curve**



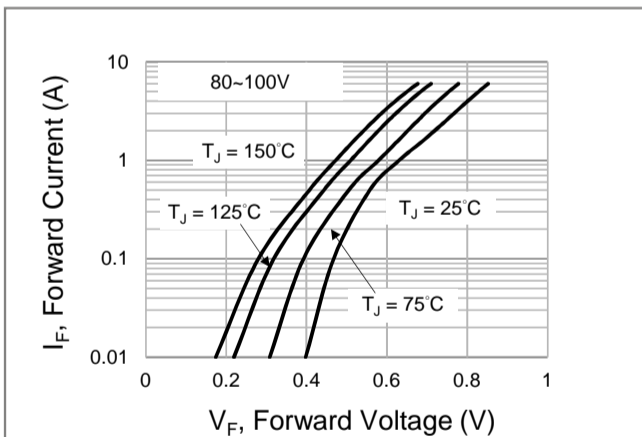
**Fig.2 Typical Junction Capacitance**



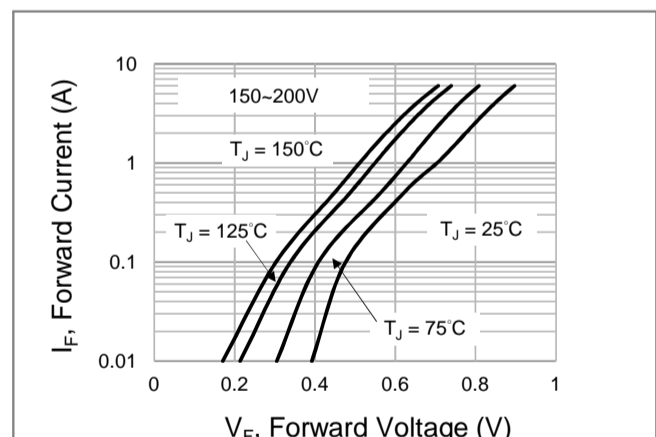
**Fig.3 Typical Reverse Characteristics**



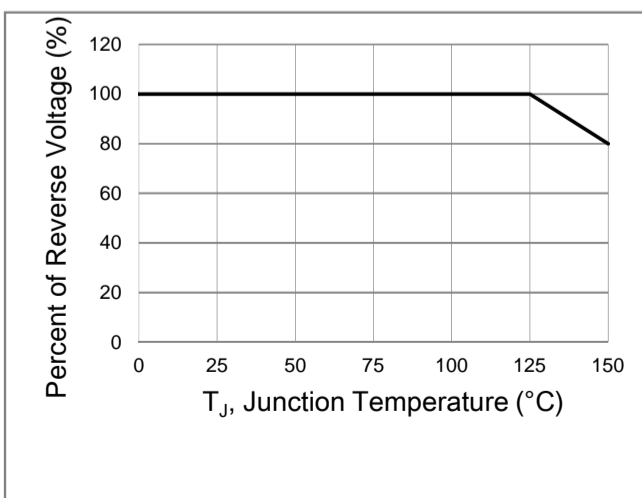
**Fig.4 Typical Reverse Characteristics**



**Fig.5 Typical Forward Characteristics**



**Fig.6 Typical Forward Characteristics**



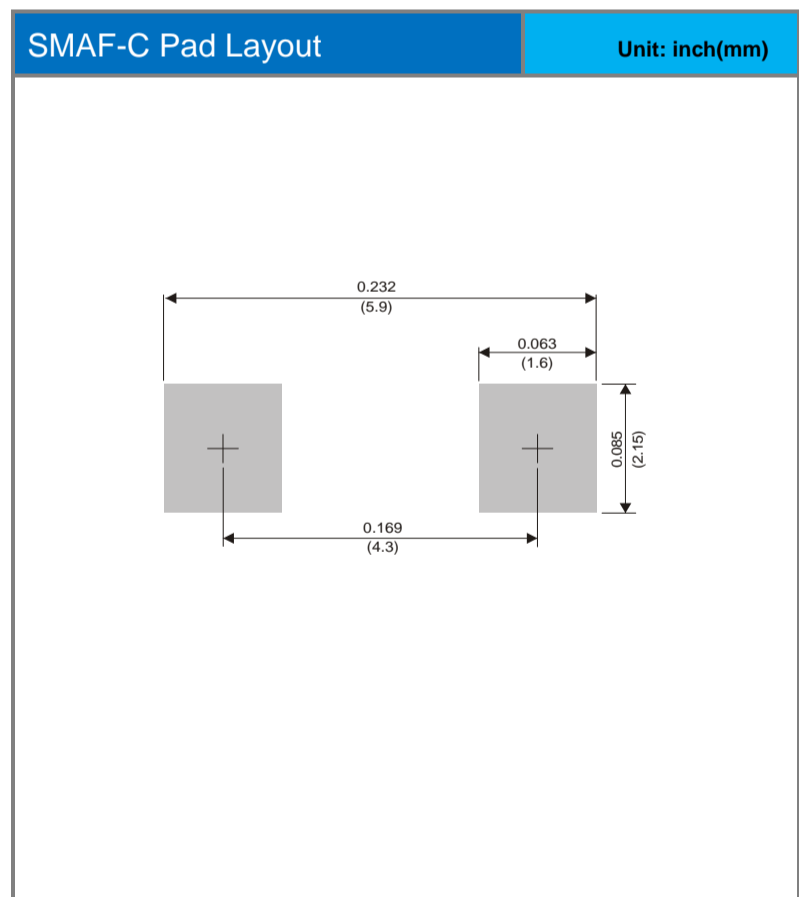
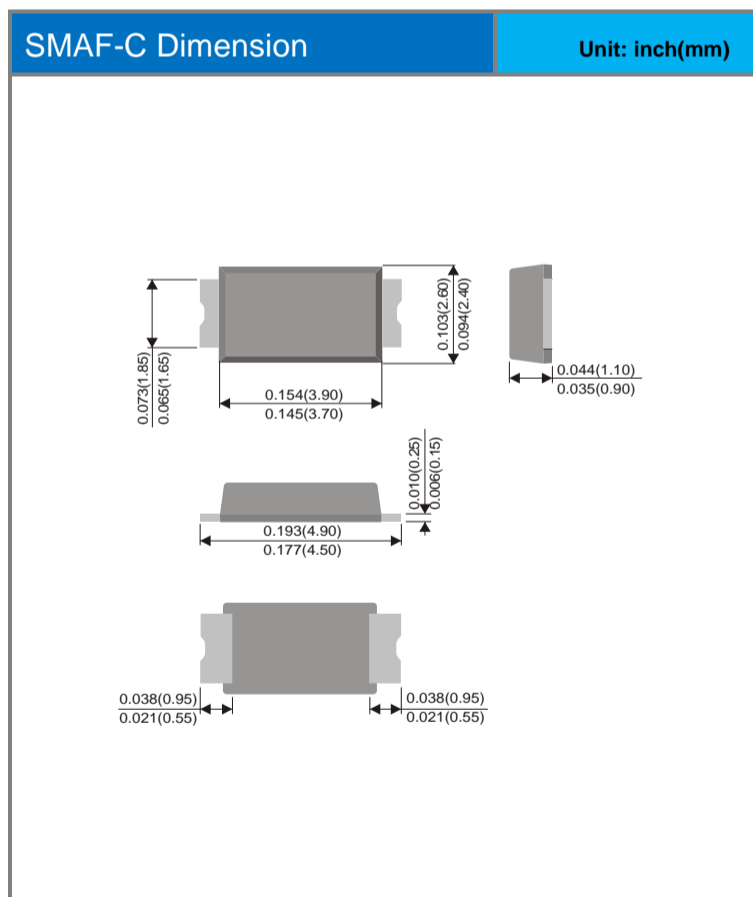


## MBR38AFC ~ MBR320AFC Series

### Part No. Packing Code Version

Part No. Packing Code	Package Type	Packing Type	Marking	Version
MBR38AFC_R1_00001	SMAF-C	3K pcs / 7" reel	MBR38	Halogen free
MBR39AFC_R1_00001	SMAF-C	3K pcs / 7" reel	MBR39	Halogen free
MBR310AFC_R1_00001	SMAF-C	3K pcs / 7" reel	MBR310	Halogen free
MBR315AFC_R1_00001	SMAF-C	3K pcs / 7" reel	MBR315	Halogen free
MBR320AFC_R1_00001	SMAF-C	3K pcs / 7" reel	MBR320	Halogen free

### Packaging Information & Mounting Pad Layout





## MBR38AFC ~ MBR320AFC Series

### Disclaimer

- Reproducing and modifying information of the document is prohibited without permission from Panjit International Inc..
- Panjit International Inc. reserves the rights to make changes of the content herein the document anytime without notification. Please refer to our website for the latest document.
- Panjit International Inc. disclaims any and all liability arising out of the application or use of any product including damages incidentally and consequentially occurred.
- Panjit International Inc. does not assume any and all implied warranties, including warranties of fitness for particular purpose, non-infringement and merchantability.
- Applications shown on the herein document are examples of standard use and operation. Customers are responsible in comprehending the suitable use in particular applications. Panjit International Inc. makes no representation or warranty that such applications will be suitable for the specified use without further testing or modification.
- The products shown herein are not designed and authorized for equipments requiring high level of reliability or relating to human life and for any applications concerning life-saving or life-sustaining, such as medical instruments, transportation equipment, aerospace machinery et cetera. Customers using or selling these products for use in such applications do so at their own risk and agree to fully indemnify Panjit International Inc. for any damages resulting from such improper use or sale.
- Since Panjit uses lot number as the tracking base, please provide the lot number for tracking when complaining.

## X-ON Electronics

Largest Supplier of Electrical and Electronic Components

*Click to view similar products for [Schottky Diodes & Rectifiers](#) category:*

*Click to view products by [Panjit](#) manufacturer:*

Other Similar products are found below :

[MA4E2039](#) [MMBD301M3T5G](#) [RB160M-50TR](#) [D83C](#) [BAS16E6433HTMA1](#) [BAS 3010S-02LRH E6327](#) [BAT 54-02LRH E6327](#)  
[NRVBAF360T3G](#) [NSR05F40QNXT5G](#) [NTE555](#) [JANS1N6640](#) [SS3003CH-TL-E](#) [GA01SHT18](#) [CRS10I30A\(TE85L,QM](#) [MBRA140TRPBF](#)  
[MBRB30H30CT-1G](#) [BAT 15-04R E6152](#) [JANTX1N5712-1](#) [DMJ3940-000](#) [SB007-03C-TB-E](#) [NRVBB20100CTT4G](#) [NRVBM120LT1G](#)  
[NTSB30U100CT-1G](#) [CRG04\(T5L,TEMQ\)](#) [ACDBA1100LR-HF](#) [ACDBA1200-HF](#) [ACDBA240-HF](#) [ACDBA3100-HF](#) [CDBQC0530L-HF](#)  
[ACDBA260LR-HF](#) [ACDBA1100-HF](#) [10BQ015-M3/5BT](#) [NRVBM120ET1G](#) [VSSB410S-M3/5BT](#) [1N5819T-G](#) [PDS1040Q-13](#) [B160BQ-13-F](#)  
[SDM05U20CSP-7](#) [BAS 70-07 E6433](#) [B140S1F-7](#) [HSM560Je3/TR13](#) [DDB2265-000](#) [ZHCS506QTA](#) [HSM190Je3/TR13](#) [B330AF-13](#)  
[ACDBUC0230-HF](#) [SDM1U100S1F-7](#) [MBR10200CTF-G1](#) [CDLL5712](#) [DMF2822-000](#)