



## SURFACE MOUNT HIGH VOLTAGE SWITCHING DIODE ARRAY

This device features two series-connected diode pairs which can be connected to form a full-wave bridge. It is housed in a very small SOT-23 6L surface mount package.

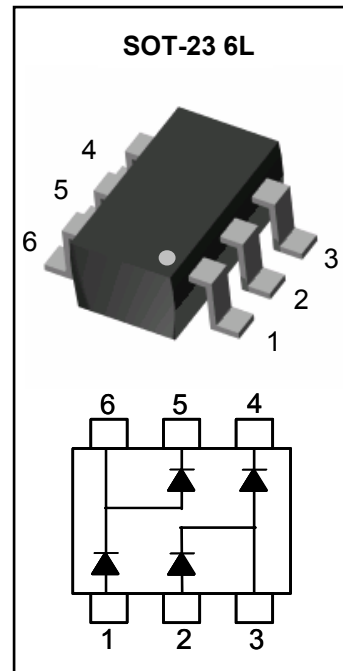
### FEATURES

- High Reverse Voltage Rating
- Fast Switching Speed
- Low Capacitance
- Lead free in compliance with EU RoHS 2011/65/EU directive
- Green molding compound as per IEC61249 Std. . (Halogen Free)

### APPLICATIONS

- Power Supplies
- High Speed Rectification

Marking Code: B34



### MAXIMUM RATINGS (Per Diode) $T_J = 25^{\circ}\text{C}$ Unless otherwise noted

Rating	Symbol	Value	Units
Repetitive Peak Reverse Voltage	$V_{RRM}$	350	V
Continuous Reverse Voltage	$V_R$	300	V
RMS Reverse Voltage	$V_{RMS}$	212	V
Continuous Forward Current (Note 1)	$I_F$	225	mA
Peak Repetitive Forward Current (Note 1)	$I_{FRM}$	625	mA
Non-repetitive Peak Forward Current, $t = 1\text{sec}$ , Square Wave	$I_{FSM}$	1.0	A
Total Power Dissipation (Note 1)	$P_{tot}$	350	mW
Operating Junction Temperature Range	$T_J$	-55 to +150	$^{\circ}\text{C}$
Storage Temperature Range	$T_{stg}$	-55 to +150	$^{\circ}\text{C}$

### THERMAL CHARACTERISTICS

Characteristic	Symbol	Value	Units
Thermal Resistance, Junction to Ambient (Note 1)	$R_{thja}$	357	$^{\circ}\text{C}/\text{W}$

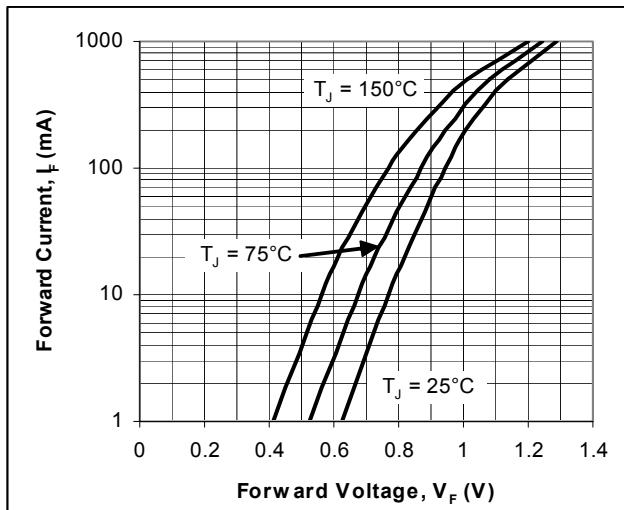
Note 1. FR-5 Board 1.0 x 0.75 x 0.062 in.



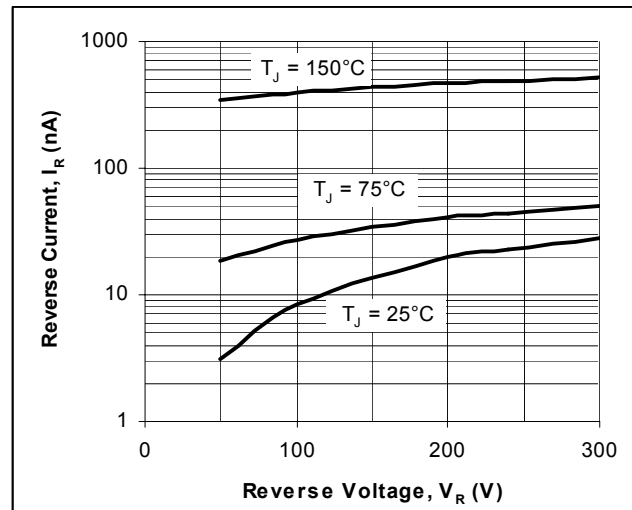
## ELECTRICAL CHARACTERISTICS (Per Diode) $T_j = 25^\circ\text{C}$ Unless otherwise noted

Parameter	Symbol	Conditions	Min	Typ	Max	Units
Breakdown Voltage (Note 1)	$V_{BR}$	$I_{BR} = 150\mu\text{A}$	350	-	-	V
Forward Voltage (Note 1)	$V_F$	$I_F = 20\text{mA}$	-	0.82	0.87	V
		$I_F = 100\text{mA}$	-	0.95	1.0	
		$I_F = 200\text{mA}$	-	1.0	1.25	
Reverse Leakage Current (Note 1)	$I_R$	$V_R = 240\text{V}$ $V_R = 240\text{V} \quad T_j = 150^\circ\text{C}$	-	0.02 0.5	0.1 100	$\mu\text{A}$
Total Capacitance	$C_T$	0Vdc Bias, $f = 1\text{MHz}$	-	1.7	5.0	pF
Reverse Recovery Time	$t_{rr}$	$I_F = I_R = 30\text{mA}$ , $I_{RR} = 3\text{mA}$ $R_L = 100\text{ohms}$	-	-	50	ns

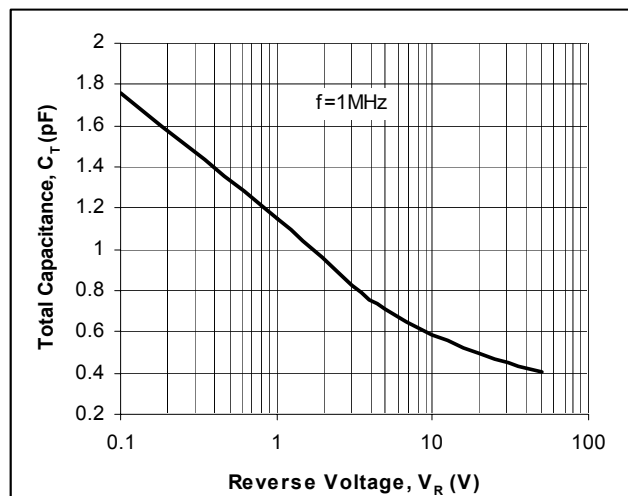
Note 1. Short duration pulse test to avoid self-heating effect



**Fig. 1. Typical Forward Characteristics**



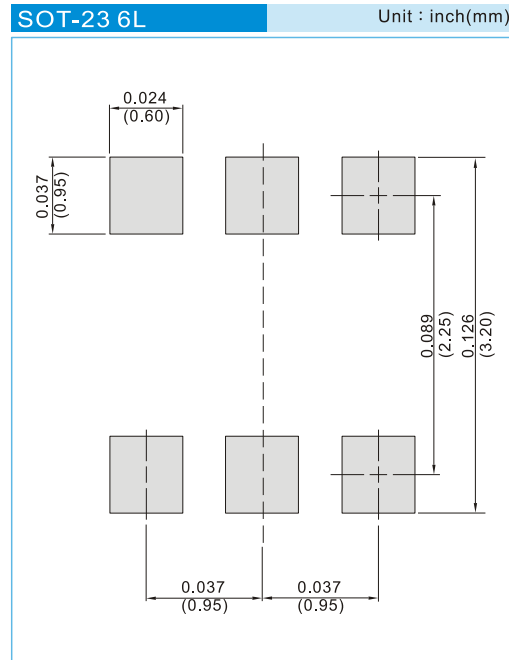
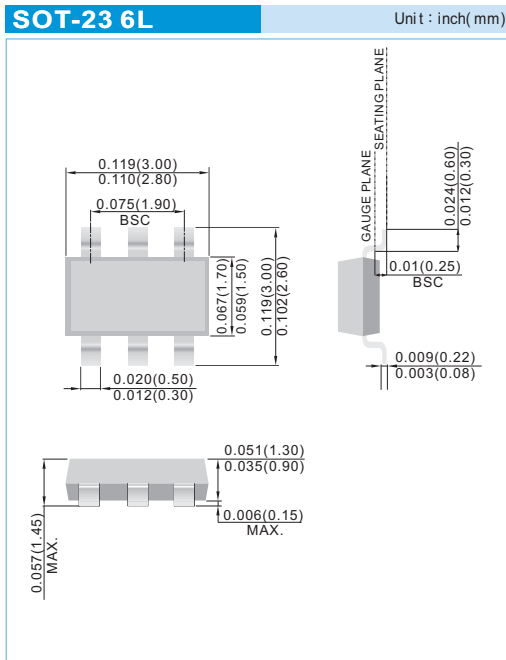
**Fig. 2. Typical Reverse Characteristics**



**Fig. 3. Typical Capacitance**



## PACKAGE LAYOUT AND SUGGESTED PAD DIMENSIONS



## ORDERING INFORMATION

- MMBD3004BRM T/R7 - 7" reel, 3K units per reel. Pin 1 towards tape sprocket holes
- MMBD3004BRM T/R7R - 7" reel, 3K units per reel. Pin 1 away from tape sprocket holes
- MMBD3004BRM T/R13 - 13" reel, 10K units per reel. Pin 1 towards tape sprocket holes
- MMBD3004BRM T/R13R - 13" reel, 10K units per reel. Pin 1 away from tape sprocket holes



# MMBD3004BRM

## Part No\_packing code\_Version

MMBD3004BRM\_R1\_00001  
 MMBD3004BRM\_R2\_00001  
 MMBD3004BRM\_S1\_00001  
 MMBD3004BRM\_S2\_00001

For example :

**RB500V-40\_R2\_00001**



Packing Code <b>XX</b>				Version Code <b>XXXXX</b>		
Packing type	1 <sup>st</sup> Code	Packing size code	2 <sup>nd</sup> Code	HF or RoHS	1 <sup>st</sup> Code	2 <sup>nd</sup> ~5 <sup>th</sup> Code
Tape and Ammunition Box (T/B)	<b>A</b>	N/A	<b>0</b>	<b>HF</b>	<b>0</b>	serial number
Tape and Reel (T/R)	<b>R</b>	7"	<b>1</b>	<b>RoHS</b>	<b>1</b>	serial number
Bulk Packing (B/P)	<b>B</b>	13"	<b>2</b>			
Tube Packing (T/P)	<b>T</b>	26mm	<b>X</b>			
Tape and Reel (Right Oriented) (TRR)	<b>S</b>	52mm	<b>Y</b>			
Tape and Reel (Left Oriented) (TRL)	<b>L</b>	PANASERT T/B CATHODE UP (PBCU)	<b>U</b>			
FORMING	<b>F</b>	PANASERT T/B CATHODE DOWN (PBCD)	<b>D</b>			



## MMBD3004BRM

---

### Disclaimer

- Reproducing and modifying information of the document is prohibited without permission from Panjit International Inc..
- Panjit International Inc. reserves the rights to make changes of the content herein the document anytime without notification. Please refer to our website for the latest document.
- Panjit International Inc. disclaims any and all liability arising out of the application or use of any product including damages incidentally and consequentially occurred.
- Panjit International Inc. does not assume any and all implied warranties, including warranties of fitness for particular purpose, non-infringement and merchantability.
- Applications shown on the herein document are examples of standard use and operation. Customers are responsible in comprehending the suitable use in particular applications. Panjit International Inc. makes no representation or warranty that such applications will be suitable for the specified use without further testing or modification.
- The products shown herein are not designed and authorized for equipments requiring high level of reliability or relating to human life and for any applications concerning life-saving or life-sustaining, such as medical instruments, transportation equipment, aerospace machinery et cetera. Customers using or selling these products for use in such applications do so at their own risk and agree to fully indemnify Panjit International Inc. for any damages resulting from such improper use or sale.
- Since Panjit uses lot number as the tracking base, please provide the lot number for tracking when complaining.

## X-ON Electronics

Largest Supplier of Electrical and Electronic Components

*Click to view similar products for [Small Signal Switching Diodes](#) category:*

*Click to view products by [Panjit](#) manufacturer:*

Other Similar products are found below :

[BAS16E6433HTMA1](#) [SHN2D02FUTW1T1G](#) [BAS 16-02L E6327](#) [BAS 16-02V H6327](#) [BAS 21U E6327](#) [BAS 28 E6327](#) [BAW56DWQ-7-F](#)  
[BAW56M3T5G](#) [IDW40E65D1](#) [IDW40E65D2](#) [SMMSD4148T3G](#) [NSVDAN222T1G](#) [CDSZC01100-HF](#) [BAS28-7](#) [JANTX1N6640](#)  
[BAW56HDW-13](#) [BAV99TQ-13-F](#) [SMSD1002T1G](#) [LS4148](#) [IDV15E65D2](#) [W0503RH200S0L](#) [M0268SJ200NLF](#) [M0268RJ200NLF](#)  
[DAN217U-TP](#) [BAV21W-HE3\\_A-08](#) [BAV99-HE3\\_A-08](#) [BAW56-HE3\\_A-08](#) [BAS16-HE3\\_A-08](#) [BAS16D-HE3\\_A-08](#) [BAV19W-HE3\\_A-08](#)  
[BAS20-HE3\\_A-08](#) [BAL99-HE3\\_A-08](#) [BAV23C-HE3\\_A-08](#) [DHVSD3004BRM-7](#) [DLLFSD01LP3Q-7](#) [BAS16VVQ-7](#)  
[IDWD100E120D7XKSA1](#) [IDWD120E120D7XKSA1](#) [IDWD140E120D7XKSA1](#) [IDWD30E120D7XKSA1](#) [IDWD40E120D7XKSA1](#)  
[IDWD50E120D7XKSA1](#) [IDWD60E120D7XKSA1](#) [IDWD75E120D7XKSA1](#) [BAS21TWQ-7](#) [BAV21WQ-7-F](#) [MMBD4448HADWQ-7-F](#)  
[BAV23AQ-13-F](#) [1N4148WSQ-13-F](#) [BAW56WQ-7-F](#)