



MMBT3906

PNP GENERAL PURPOSE SWITCHING TRANSISTOR

VOLTAGE 40 Volt **POWER** 330 mWatt

SOT-23 Unit : inch(mm)

FEATURES

- PNP epitaxial silicon, planar design
- Collector-emitter voltage $V_{CE} = -40V$
- Collector current $I_C = -200mA$
- Lead free in compliance with EU RoHS 2.0
- Green molding compound as per IEC 61249 standard

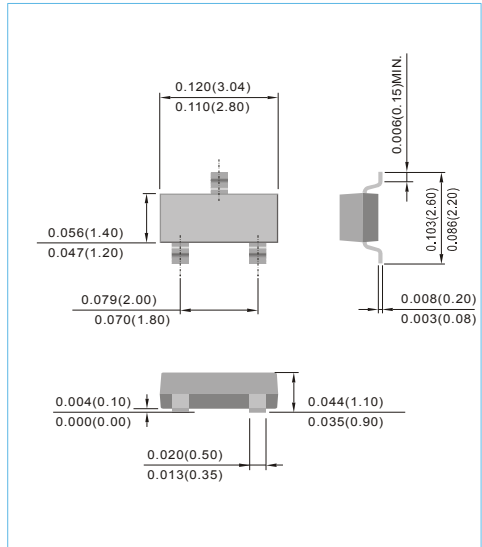
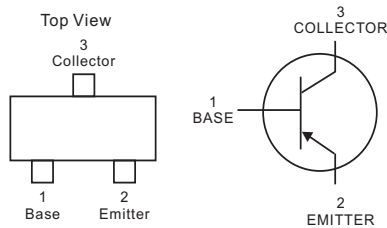
MECHANICAL DATA

Case: SOT-23, Plastic

Terminals: Solderable per MIL-STD-750, Method 2026

Approx. Weight: 0.0003 ounces, 0.0084 grams

Marking: S2A



ABSOLUTE RATINGS

Parameter	Symbol	Value	Units
Collector - Emitter Voltage	V_{CEO}	-40	V
Collector - Base Voltage	V_{CBO}	-40	V
Emitter - Base Voltage	V_{EBO}	-5	V
Collector Current - Continuous	I_C	-200	mA

THERMAL CHARACTERISTICS

Parameter	Symbol	Value	Units
Max Power Dissipation (Note 1)	P_{TOT}	330	mW
Thermal Resistance , Junction to Ambient	$R_{\theta JA}$	375	$^{\circ}C/W$
Operating Junction Temperature and Storage Temperature Range	T_J, T_{STG}	-55 to 150	$^{\circ}C$

Note 1: Transistor mounted on FR-5 board 1 x 0.75 x 0.062 in.



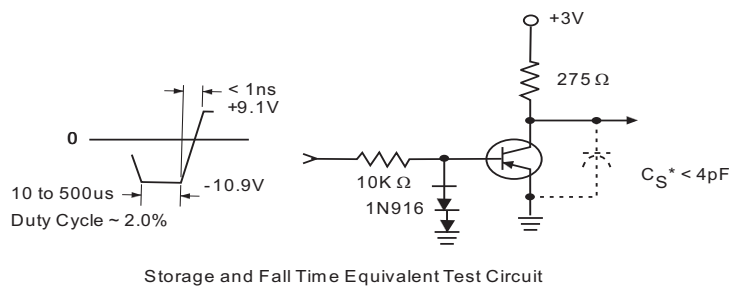
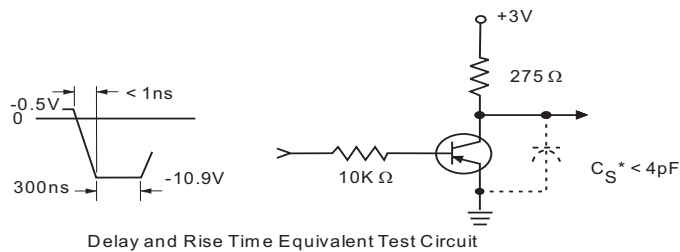
MMBT3906

ELECTRICAL CHARACTERISTICS

Parameter	Symbol	Test Condition	MIN.	TYP.	MAX.	Units
Collector - Emitter Breakdown Voltage	$V_{(BR)CEO}$	$I_C = -1mA, I_B = 0$	-40	-	-	V
Collector - Base Breakdown Voltage	$V_{(BR)CBO}$	$I_C = -10\mu A, I_E = 0$	-40	-	-	V
Emitter - Base Breakdown Voltage	$V_{(BR)EBO}$	$I_E = -10\mu A, I_C = 0$	-5	-	-	V
Base Cutoff Current	I_{BL}	$V_{CE} = -30V, V_{EB} = -3V$	-	-	-50	nA
Collector Cutoff Current	I_{CEX}	$V_{CE} = -30V, V_{EB} = -3V$	-	-	-50	nA
DC Current Gain (Note 2)	h_{FE}	$I_C = -0.1mA, V_{CE} = -1V$	60	-	-	-
		$I_C = -1mA, V_{CE} = -1V$	80	-	-	
		$I_C = -10mA, V_{CE} = -1V$	100	-	300	
		$I_C = -50mA, V_{CE} = -1V$	60	-	-	
		$I_C = -100mA, V_{CE} = -1V$	30	-	-	
Collector - Emitter Saturation Voltage (Note 2)	$V_{CE(SAT)}$	$I_C = -10mA, I_B = -1mA$ $I_C = -50mA, I_B = -5mA$	-	-	-0.25 -0.4	V
Base - Emitter Saturation Voltage (Note 2)	$V_{BE(SAT)}$	$I_C = -10mA, I_B = -1mA$ $I_C = -50mA, I_B = -5mA$	-0.65 -	-	-0.85 -0.95	V
Collector - Base Capacitance	C_{CBO}	$V_{CB} = -5V, I_E = 0, f = 1MHz$	-	-	4.5	pF
Emitter - Base Capacitance	C_{EBO}	$V_{EB} = -0.5V, I_C = 0, f = 1MHz$	-	-	10	pF
Delay Time	t_d	$V_{CC} = -3V, V_{BE} = -0.5V,$ $I_C = -10mA, I_B = -1mA$	-	-	35	ns
Rise Time	t_r	$V_{CC} = -3V, V_{BE} = -0.5V,$ $I_C = -10mA, I_B = -1mA$	-	-	35	ns
Storage Time	t_s	$V_{CC} = -3V, I_C = -10mA$ $I_{B1} = I_{B2} = -1mA$	-	-	225	ns
Fall Time	t_f	$V_{CC} = -3V, I_C = -10mA$ $I_{B1} = I_{B2} = -1mA$	-	-	75	ns
Current Gain-Bandwidth Product	f_T	$I_C = -10mA, V_{CE} = -20V,$ $f = 100MHz$	250	-	-	MHz

Note 2: Pulse Test: Pulse Width $\leq 300 \mu s$, Duty Cycle $\leq 2.0\%$.

SWITCHING TIME EQUIVALENT TEST CIRCUITS





ELECTRICAL CHARACTERISTICS CURVE

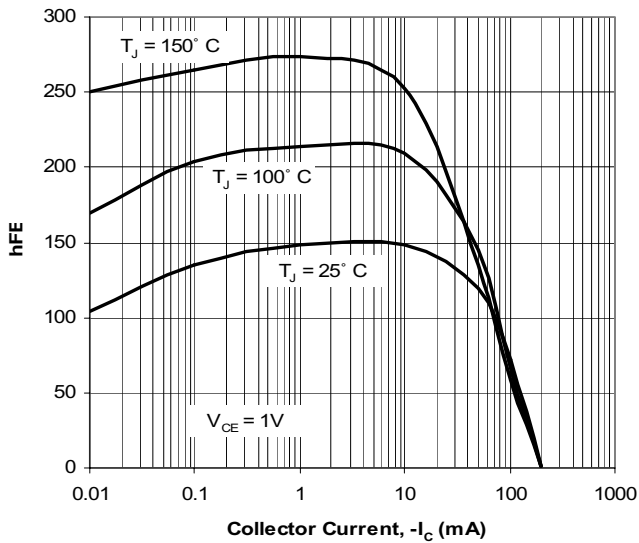


Fig. 1. Typical h_{FE} vs. Collector Current

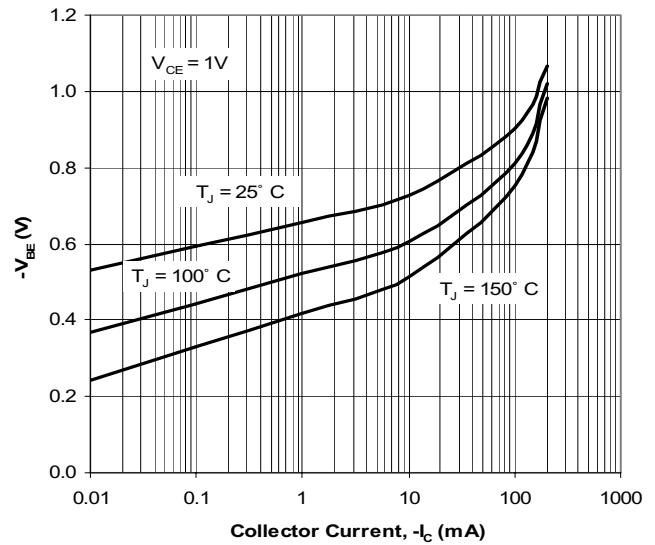


Fig. 2. Typical V_{BE} vs. Collector Current

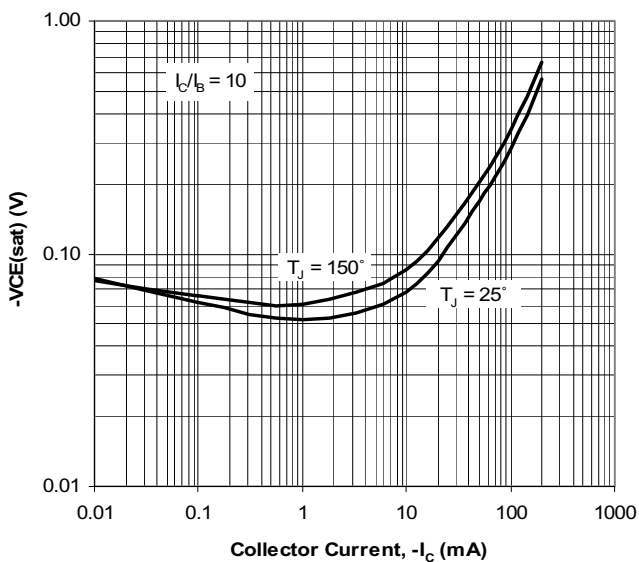


Fig. 3. Typical $V_{CE(sat)}$ vs. Collector Current

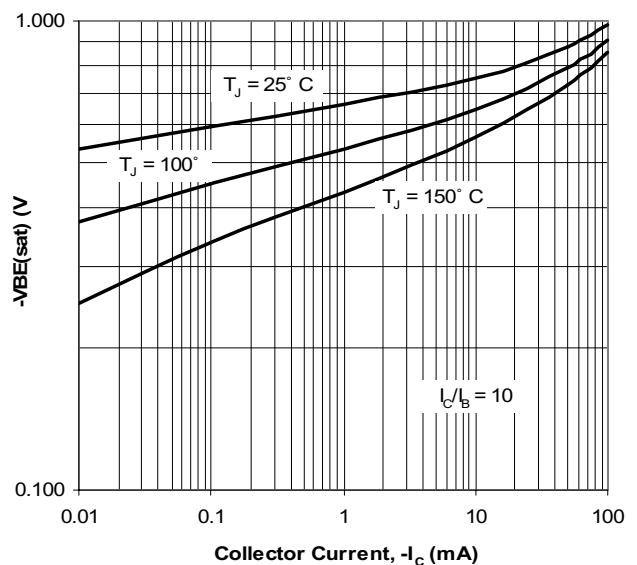


Fig. 4. Typical $V_{BE(sat)}$ vs. Collector Current

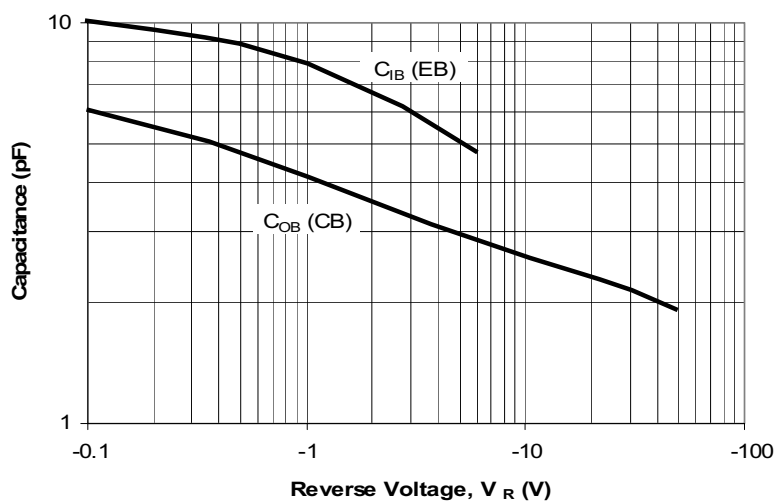


Fig. 5. Typical Capacitances vs. Reverse Voltage

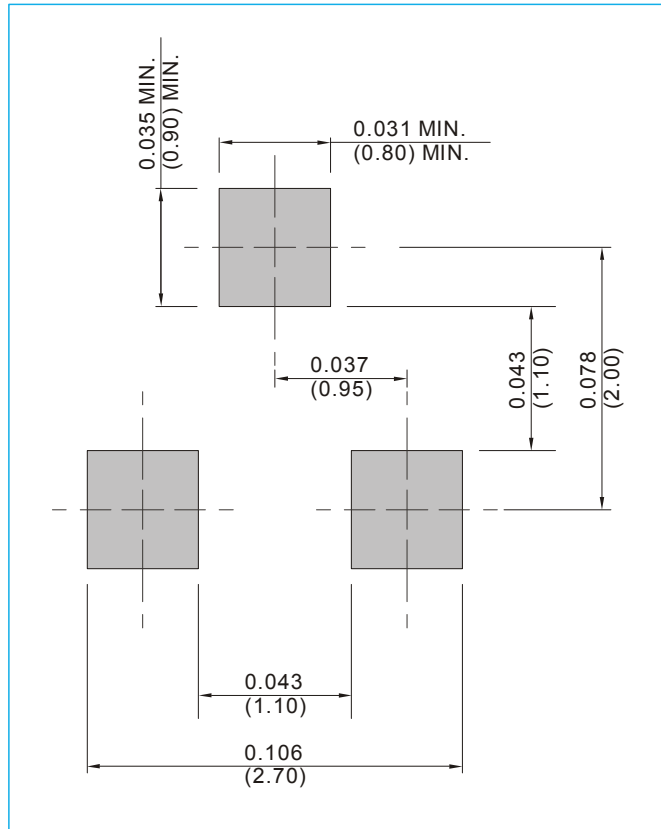


MMBT3906

MOUNTING PAD LAYOUT

SOT-23

Unit : inch(mm)



ORDER INFORMATION

- Packing information
 - T/R - 12K per 13" plastic Reel
 - T/R - 3K per 7" plastic Reel



MMBT3906

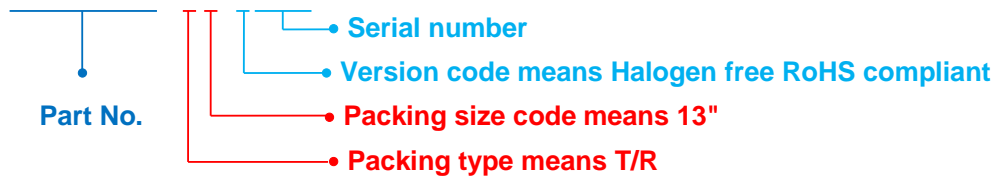
Part No. _packing code_ Version

MMBT3906_R1_00001

MMBT3906_R2_00001

For example :

RB500V-40_R2_00001



Packing Code XX				Version Code X		Serial number XXXX
Packing type	1 st Code	Packing size code	2 nd Code	HSF Level	1 st Code	2 nd ~5 th Code
Tape and Ammunition Box (T/B)	A	N/A	0	Halogen free RoHS compliant	0	serial number
Tape and Reel (T/R)	R	7"	1	RoHS compliant	1	serial number
Bulk Packing (B/P)	B	13"	2			
Tube Packing (T/P)	T	26mm	X			
Tape and Reel (Right Oriented) (TRR)	S	52mm	Y			
Tape and Reel (Left Oriented) (TRL)	L	PANASERT T/B CATHODE UP (PBCU)	U			
FORMING	F	PANASERT T/B CATHODE DOWN (PBCD)	D			



MMBT3906

Disclaimer

- Reproducing and modifying information of the document is prohibited without permission from Panjit International Inc..
- Panjit International Inc. reserves the rights to make changes of the content herein the document anytime without notification. Please refer to our website for the latest document.
- Panjit International Inc. disclaims any and all liability arising out of the application or use of any product including damages incidentally and consequentially occurred.
- Panjit International Inc. does not assume any and all implied warranties, including warranties of fitness for particular purpose, non-infringement and merchantability.
- Applications shown on the herein document are examples of standard use and operation. Customers are responsible in comprehending the suitable use in particular applications. Panjit International Inc. makes no representation or warranty that such applications will be suitable for the specified use without further testing or modification.
- The products shown herein are not designed and authorized for equipments requiring high level of reliability or relating to human life and for any applications concerning life-saving or life-sustaining, such as medical instruments, transportation equipment, aerospace machinery et cetera. Customers using or selling these products for use in such applications do so at their own risk and agree to fully indemnify Panjit International Inc. for any damages resulting from such improper use or sale.
- Since Panjit uses lot number as the tracking base, please provide the lot number for tracking when complaining.

X-ON Electronics

Largest Supplier of Electrical and Electronic Components

Click to view similar products for [Bipolar Transistors - BJT category](#):

Click to view products by [Panjit manufacturer](#):

Other Similar products are found below :

[619691C](#) [MCH4017-TL-H](#) [BC546/116](#) [BC557/116](#) [BSW67A](#) [NTE187A](#) [NTE195A](#) [NTE2302](#) [NTE2330](#) [NTE63](#) [C4460](#) [2SA1419T-TD-H](#)
[2SA1721-O\(TE85L,F\)](#) [2SA2126-E](#) [2SB1204S-TL-E](#) [2SC5488A-TL-H](#) [2SD2150T100R](#) [SP000011176](#) [FMMTA92QTA](#) [2N2369ADCSM](#)
[2SC2412KT146S](#) [2SC5490A-TL-H](#) [2SD1816S-TL-E](#) [2SD1816T-TL-E](#) [CMXT2207 TR](#) [CPH6501-TL-E](#) [MCH4021-TL-E](#) [US6T6TR](#)
[732314D](#) [CMXT3906 TR](#) [CPH3121-TL-E](#) [CPH6021-TL-H](#) [873787E](#) [UMX21NTR](#) [EMT2T2R](#) [MCH6102-TL-E](#) [FP204-TL-E](#) [NJL0302DG](#)
[2N3583](#) [2SA1434-TB-E](#) [2SC3143-4-TB-E](#) [2SD1621S-TD-E](#) [30A02MH-TL-E](#) [NSV40301MZ4T1G](#) [NTE13](#) [NTE15](#) [NTE16001](#) [NTE16006](#)
[NTE26](#) [NTE320](#)