



P4FL3.3A-AU~P4FL64A-AU

SURFACE MOUNT TRANSIENT VOLTAGE SUPPRESSOR

Voltage

3.3~64 V

Power

400 W

Features

- Ultra thin profile package for space constrained utilization.
- High temperature soldering: 260 °C/10 seconds at terminals
- Lead free in compliance with EU RoHS 2.0
- Green molding compound as per IEC 61249 standard
- AEC-Q101 qualified

Mechanical Data

- Case: Molded plastic, SOD-123FL
- Terminals: Solder plated, solderable per MIL-STD-750, Method 2026
- Polarity: Color Band denotes cathode end
- Approx. Weight: 0.0006 ounces, 0.0173 grams

SOD-123FL



Maximum Ratings and Thermal Characteristics (T_A = 25 °C unless otherwise noted)

PARAMETER	SYMBOL	LIMIT	UNITS
Peak Pulse Power Dissipation(tp = 10/1000 us)	P _{PP} ^(1,2)	400	W
Peak Pulse Current on tp = 10/1000 us waveform ^(Fig.2)	I _{PPM} ⁽¹⁾	See table 1	A
ESD IEC61000-4-2(Air)	V _{ESD}	±30	kV
ESD IEC61000-4-2(Contact)		±30	
Typical Thermal Resistance Junction to Ambient	R _{θJA} ⁽³⁾	200	°C/W
Operating Junction Temperature Range	T _J	-55~150	°C
Storage Temperature Range	T _{STG}	-65~150	°C



P4FL3.3A-AU~P4FL64A-AU

Electrical Characteristics ($T_A = 25^\circ\text{C}$ unless otherwise noted)

Part Number	V_{RWM}	V_{BR}			$I_R@V_{RWM}$	$V_C@I_{PP}$		Marking Code
		Min.	Max.	I_T		V	A	
	V	V	V	mA	μA			
400W Transient Voltage Suppressor								
P4FL3.3A-AU	3.3	5.2	6	10	100	8.5	47	4F1
P4FL5.0A-AU	5	6.4	7	10	50	9.2	43.5	4F2
P4FL6.0A-AU	6	6.67	7.37	10	50	10.3	38.8	4F3
P4FL6.5A-AU	6.5	7.22	7.98	10	40	11.2	35.7	4F4
P4FL7.0A-AU	7	7.78	8.6	10	40	12	33.3	4F5
P4FL7.5A-AU	7.5	8.33	9.21	1	30	12.9	31	4F6
P4FL8.0A-AU	8	8.89	9.83	1	5	13.6	29.4	4F7
P4FL8.5A-AU	8.5	9.44	10.4	1	5	14.4	27.8	4F8
P4FL9.0A-AU	9	10	11.1	1	0.5	15.4	26	4F9
P4FL10A-AU	10	11.1	12.3	1	0.5	17	23.5	4FA
P4FL11A-AU	11	12.2	13.5	1	0.5	18.2	22	4FB
P4FL12A-AU	12	13.3	14.7	1	0.5	19.9	20.1	4FC
P4FL13A-AU	13	14.4	15.9	1	0.1	21.5	18.6	4FD
P4FL14A-AU	14	15.6	17.2	1	0.1	23.2	17.2	4FE
P4FL15A-AU	15	16.7	18.5	1	0.1	24.4	16.4	4FF
P4FL16A-AU	16	17.8	19.7	1	0.1	26	15.4	4FH
P4FL17A-AU	17	18.9	20.9	1	0.1	27.6	14.5	4FJ
P4FL18A-AU	18	20	22.1	1	0.1	29.2	13.7	4FK
P4FL20A-AU	20	22.2	24.5	1	0.1	32.4	12.3	4FL
P4FL22A-AU	22	24.4	26.9	1	0.1	35.5	11.3	4FM
P4FL24A-AU	24	26.7	29.5	1	0.1	38.9	10.3	4FN
P4FL26A-AU	26	28.9	31.9	1	0.1	42.1	9.5	4FP
P4FL28A-AU	28	31.1	34.4	1	0.1	45.4	8.8	4FR
P4FL30A-AU	30	33.3	36.8	1	0.1	48.4	8.3	4FT
P4FL33A-AU	33	36.7	40.6	1	0.1	53.3	7.5	4FU
P4FL36A-AU	36	40	44.2	1	0.1	58.1	6.9	4FV
P4FL40A-AU	40	44.4	49.1	1	0.1	64.5	6.2	4FW
P4FL43A-AU	43	47.8	52.8	1	0.1	69.4	5.8	4FX
P4FL45A-AU	45	50	55.3	1	0.1	72.2	5.5	4FY
P4FL48A-AU	48	53.3	58.9	1	0.1	77.4	5.2	4FZ
P4FL51A-AU	51	56.7	62.7	1	0.1	82.4	4.9	4H1



P4FL3.3A-AU~P4FL64A-AU

Electrical Characteristics ($T_A = 25^\circ\text{C}$ unless otherwise noted)

Part Number	V_{RWM}	V_{BR}			$I_R@V_{RWM}$	$V_C@I_{PP}$		Marking Code
		Min.	Max.	I_T		V	A	
	V	V	V	mA	uA			
400W Transient Voltage Suppressor								
P4FL54A-AU	54	60	66.3	1	0.1	87.1	4.6	4H2
P4FL58A-AU	58	64.4	71.2	1	0.1	93.6	4.3	4H3
P4FL60A-AU	60	66.7	73.7	1	0.1	96.8	4.1	4H4
P4FL64A-AU	64	71.1	78.6	1	0.1	103	3.9	4H5

NOTES:

1. Non-repetitive current pulse, per Fig.3 and derated above $T_A = 25^\circ\text{C}$ per Fig.2
2. Mounted on 5mm^2 copper pads to each terminal
3. Mounted on a FR4 PCB, single-sided copper, mini pad
4. TVS is a transient protection device, it is strongly recommended not to use as a Zener



P4FL3.3A-AU~P4FL64A-AU

TYPICAL CHARACTERISTIC CURVES



Fig.1 Pulse Power Rating Curve

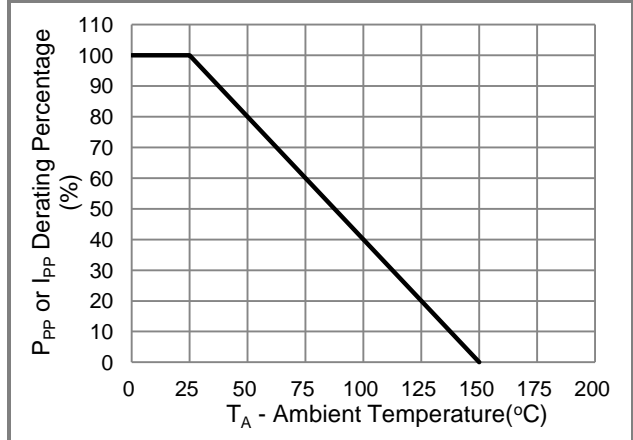


Fig.2 Derating Curve



Fig.3 Pulse Waveform

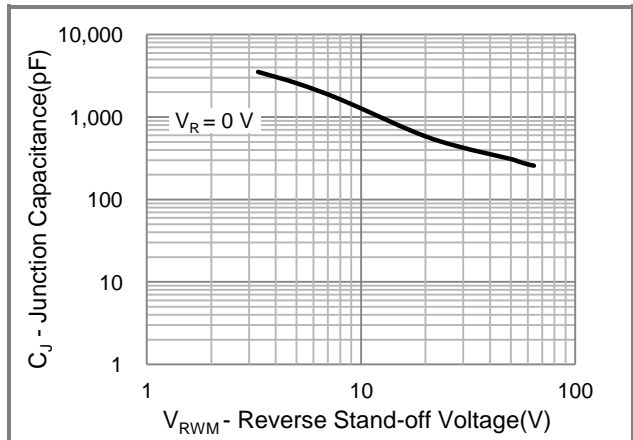


Fig.4 Typical Capacitance

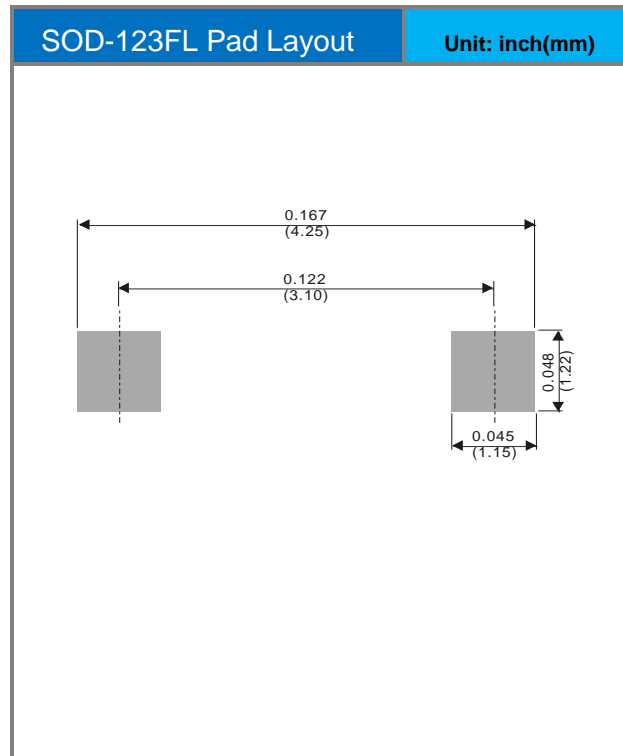
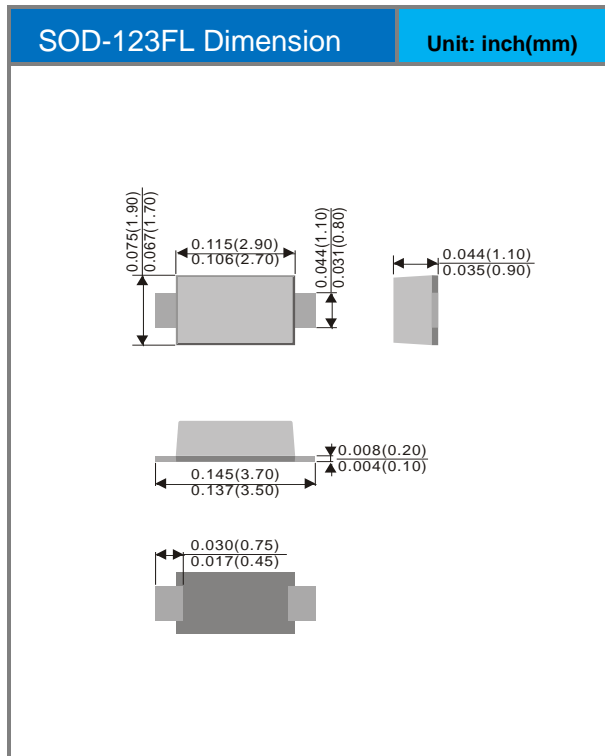


P4FL3.3A-AU~P4FL64A-AU

Part No Packing Code Version

Part No Packing Code	Package Type	Packing Type	Marking	Version
P4FL3.3A-AU_R1_000A1	SOD-123FL	3K pcs / 7" reel	4F1	Halogen free

Packaging Information & Mounting Pad Layout





P4FL3.3A-AU~P4FL64A-AU

Disclaimer

- Reproducing and modifying information of the document is prohibited without permission from Panjit International Inc..
- Panjit International Inc. reserves the rights to make changes of the content herein the document anytime without notification. Please refer to our website for the latest document.
- Panjit International Inc. disclaims any and all liability arising out of the application or use of any product including damages incidentally and consequentially occurred.
- Panjit International Inc. does not assume any and all implied warranties, including warranties of fitness for particular purpose, non-infringement and merchantability.
- Applications shown on the herein document are examples of standard use and operation. Customers are responsible in comprehending the suitable use in particular applications. Panjit International Inc. makes no representation or warranty that such applications will be suitable for the specified use without further testing or modification.
- The products shown herein are not designed and authorized for equipments relating to human life and for any applications concerning life-saving or life-sustaining, such as medical instruments, aerospace machinery et cetera. Customers using or selling these products for use in such applications do so at their own risk and agree to fully indemnify Panjit International Inc. for any damages resulting from such improper use or sale.
- Since Panjit uses lot number as the tracking base, please provide the lot number for tracking when complaining.

X-ON Electronics

Largest Supplier of Electrical and Electronic Components

Click to view similar products for [ESD Suppressors / TVS Diodes](#) category:

Click to view products by [Panjit](#) manufacturer:

Other Similar products are found below :

[60KS200C](#) [D12V0H1U2WS-7](#) [D18V0L1B2LP-7B](#) [82356050220](#) [D5V0F4U5P5-7](#) [D5V0M5U6V-7](#) [NTE4902](#) [P4KE27CA](#) [P6KE11CA](#)
[P6KE39CA-TP](#) [P6KE8.2A](#) [SA110CA](#) [SA60CA](#) [SA64CA](#) [SMBJ12CATR](#) [SMBJ33CATR](#) [SMBJ8.0A](#) [SMLJ30CA-TP](#) [ESD112-B1-02EL](#)
[E6327](#) [ESD119B1W01005E6327XTSA1](#) [ESD5V0J4-TP](#) [ESD5V0L1B02VH6327XTSA1](#) [ESD7451N2T5G](#) [19180-510](#) [CPDT-5V0USP-HF](#)
[3.0SMCJ33CA-F](#) [3.0SMCJ36A-F](#) [HSPC16701B02TP](#) [D3V3Q1B2DLP3-7](#) [D55V0M1B2WS-7](#) [DESD5V0U1BL-7B](#) [DRTR5V0U4SL-7](#)
[SCM1293A-04SO](#) [ESD203-B1-02EL](#) [E6327](#) [SM12-7](#) [SMF8.0A-TP](#) [SMLJ45CA-TP](#) [CEN955 W/DATA](#) [82350120560](#) [82356240030](#)
[VESD12A1A-HD1-GS08](#) [CPDUR5V0R-HF](#) [CPDUR24V-HF](#) [CPDQC5V0U-HF](#) [CPDQC5V0USP-HF](#) [CPDQC5V0-HF](#) [D1213A-01LP4-7B](#)
[D1213A-02WL-7](#) [ESDLIN1524BJ-HQ](#) [5KP100A](#)