



P4SMAJ SERIES

SURFACE MOUNT TRANSIENT VOLTAGE SUPPRESSOR POWER 400 Watt

STAND-OFF VOLTAGE

5 to 220 Volt

SMA / DO-214AC

Unit : inch(mm)

FEATURES

- For surface mounted applications in order to optimize board space.
- Glass passivated junction
- Low inductance
- Plastic package has Underwriters Laboratory Flammability Classification 94V-0
- High temperature soldering : 260°C /10 seconds at terminals
- ESD IEC-61000-4-2 Air \pm 30kV, Contact \pm 30kV
- Lead free in compliance with EU RoHS 2.0
- Green molding compound as per IEC 61249 standard

MECHANICAL DATA

- Case: JEDEC DO-214AC, Molded plastic over passivated junction
- Terminals: Solder plated, solderable per MIL-STD-750, Method 2026
- Polarity: Color band denotes cathode end
- Standard Packaging: 12mm tape (EIA-481)
- Weight: 0.0023 ounces, 0.0679 grams



DEVICES FOR BIPOLAR APPLICATIONS

For Bidirectional use C or CA Suffix for types P4SMAJ5.0 thru types P4SMAJ220.
Electrical characteristics apply in both directions.

MAXIMUM RATINGS AND ELECTRICAL CHARACTERISTICS

Ratings at 25°C ambient temperature unless otherwise specified.

| Rating | Symbol | Value | Units |
|---|-----------------|----------------------|-----------------------------|
| Peak Pulse Power Dissipation on $T_A = 25^\circ\text{C}$ (Notes 1,2,5, Fig.1) | P_{PP} | 400 | Watts |
| Peak Forward Surge Current per Fig.5 (Notes 3) | I_{FSM} | 40 | Amps |
| Peak Pulse Current on $t_p=10/1000\mu\text{s}$ waveform (Notes 1) Fig.2 | I_{PPM} | see Table 1 | Amps |
| Typical Thermal Resistance Junction to Air (Notes 2) | $R_{\theta JA}$ | 70 | $^\circ\text{C} / \text{W}$ |
| ESD IEC-61000-4-2 (Air) ESD IEC-61000-4-2 (Contact) | V_{ESD} | ± 30 ± 30 | kV |
| Operating Junction and Storage Temperature Range | T_J, T_{STG} | -55 to +150 | $^\circ\text{C}$ |

NOTES :

1. Non-repetitive current pulse, per Fig.3 and derated above $T_A = 25^\circ\text{C}$ per Fig. 2.
2. Mounted on 5mm² copper pads to each terminal.
3. 8.3ms single half sine-wave, or equivalent square wave, duty cycle = 4 pulses per minutes maximum.
4. Lead temperature at 75°C = T_L .
5. Peak pulse power waveform is 10/1000 μs .
6. A transient suppressor is selected according to the working peak reverse voltage (V_{RWM}), which should be equal to or greater than the DC or continuous peak operating voltage level.



P4SMAJ SERIES

| Part Number | | Reverse Stand-off Voltage | Breakdown Voltage | | Test Current | Reverse Leakage | | Max. Clamp Voltage 10/1000 μ s | Peak Pulse Current 10/1000 μ s | Marking Code | |
|-------------|-------------|---------------------------|-------------------|-------|--------------|-----------------|---------|---------------------------------------|---------------------------------------|--------------|----|
| | | | $V_{BR} @ I_T$ | | | $I_R @ V_{RWM}$ | | | | | |
| | | V_{RWM} (Notes 6) | Min. | Max. | I_T | UNI | BI | $V_C @ I_{PP}$ | I_{PP} | | |
| UNI | BI | V | V | V | mA | μ A | μ A | V | A | UNI | BI |
| P4SMAJ5.0 | P4SMAJ5.0C | 5 | 6.4 | 7.55 | 10 | 800 | 1600 | 9.6 | 41.6 | HD | TD |
| P4SMAJ5.0A | P4SMAJ5.0CA | 5 | 6.4 | 7 | 10 | 800 | 1600 | 9.2 | 43.5 | HE | TE |
| P4SMAJ6.0 | P4SMAJ6.0C | 6 | 6.67 | 8.45 | 10 | 800 | 1600 | 11.4 | 35.1 | HF | TF |
| P4SMAJ6.0A | P4SMAJ6.0CA | 6 | 6.67 | 7.37 | 10 | 800 | 1600 | 10.3 | 38.8 | HG | TG |
| P4SMAJ6.5 | P4SMAJ6.5C | 6.5 | 7.22 | 9.14 | 10 | 500 | 1000 | 12.3 | 32.5 | HH | TH |
| P4SMAJ6.5A | P4SMAJ6.5CA | 6.5 | 7.22 | 7.98 | 10 | 500 | 1000 | 11.2 | 35.7 | HK | TK |
| P4SMAJ7.0 | P4SMAJ7.0C | 7 | 7.78 | 9.86 | 10 | 200 | 400 | 13.3 | 30.1 | HL | TL |
| P4SMAJ7.0A | P4SMAJ7.0CA | 7 | 7.78 | 8.6 | 10 | 200 | 400 | 12 | 33.3 | HM | TM |
| P4SMAJ7.5 | P4SMAJ7.5C | 7.5 | 8.33 | 10.67 | 1 | 100 | 200 | 14.3 | 28 | HN | TN |
| P4SMAJ7.5A | P4SMAJ7.5CA | 7.5 | 8.33 | 9.21 | 1 | 100 | 200 | 12.9 | 31 | HP | TP |
| P4SMAJ8.0 | P4SMAJ8.0C | 8 | 8.89 | 11.3 | 1 | 50 | 100 | 15 | 26.5 | HQ | TQ |
| P4SMAJ8.0A | P4SMAJ8.0CA | 8 | 8.89 | 9.83 | 1 | 50 | 100 | 13.6 | 29.4 | HR | TR |
| P4SMAJ8.5 | P4SMAJ8.5C | 8.50 | 9.44 | 11.92 | 1 | 10 | 20 | 15.9 | 25.1 | HS | TS |
| P4SMAJ8.5A | P4SMAJ8.5CA | 8.50 | 9.44 | 10.4 | 1 | 10 | 20 | 14.4 | 27.7 | HT | TT |
| P4SMAJ9.0 | P4SMAJ9.0C | 9 | 10 | 12.6 | 1 | 5 | 5 | 16.9 | 23.6 | HU | TU |
| P4SMAJ9.0A | P4SMAJ9.0CA | 9 | 10 | 11.1 | 1 | 5 | 5 | 15.4 | 26 | HV | TV |
| P4SMAJ10 | P4SMAJ10C | 10 | 11.1 | 14.1 | 1 | 5 | 5 | 18.8 | 21.2 | HW | TW |
| P4SMAJ10A | P4SMAJ10CA | 10 | 11.1 | 12.3 | 1 | 5 | 5 | 17 | 23.5 | HX | TX |
| P4SMAJ11 | P4SMAJ11C | 11 | 12.2 | 15.4 | 1 | 1 | 1 | 20.1 | 20 | HY | TY |
| P4SMAJ11A | P4SMAJ11CA | 11 | 12.2 | 13.5 | 1 | 1 | 1 | 18.2 | 22 | HZ | TZ |
| P4SMAJ12 | P4SMAJ12C | 12 | 13.3 | 16.9 | 1 | 1 | 1 | 22 | 18.1 | ID | UD |
| P4SMAJ12A | P4SMAJ12CA | 12 | 13.3 | 14.7 | 1 | 1 | 1 | 19.9 | 20.1 | IE | UE |
| P4SMAJ13 | P4SMAJ13C | 13 | 14.4 | 18.2 | 1 | 1 | 1 | 23.8 | 16.8 | IF | UF |
| P4SMAJ13A | P4SMAJ13CA | 13 | 14.4 | 15.9 | 1 | 1 | 1 | 21.5 | 18.6 | IG | UG |
| P4SMAJ14 | P4SMAJ14C | 14 | 15.6 | 19.8 | 1 | 1 | 1 | 25.8 | 15.5 | IH | UH |
| P4SMAJ14A | P4SMAJ14CA | 14 | 15.6 | 17.2 | 1 | 1 | 1 | 23.2 | 17.2 | IK | UK |
| P4SMAJ15 | P4SMAJ15C | 15 | 16.7 | 21.1 | 1 | 1 | 1 | 26.9 | 14.8 | IL | UL |
| P4SMAJ15A | P4SMAJ15CA | 15 | 16.7 | 18.5 | 1 | 1 | 1 | 24.4 | 16.4 | IM | UM |
| P4SMAJ16 | P4SMAJ16C | 16 | 17.8 | 22.6 | 1 | 1 | 1 | 28.8 | 13.8 | IN | UN |
| P4SMAJ16A | P4SMAJ16CA | 16 | 17.8 | 19.7 | 1 | 1 | 1 | 26 | 15.3 | IP | UP |
| P4SMAJ17 | P4SMAJ17C | 17 | 18.9 | 23.9 | 1 | 1 | 1 | 30.5 | 13.1 | IQ | UQ |
| P4SMAJ17A | P4SMAJ17CA | 17 | 18.9 | 20.9 | 1 | 1 | 1 | 27.6 | 14.5 | IR | UR |
| P4SMAJ18 | P4SMAJ18C | 18 | 20 | 25.3 | 1 | 1 | 1 | 32.2 | 12.4 | IS | US |
| P4SMAJ18A | P4SMAJ18CA | 18 | 20 | 22.1 | 1 | 1 | 1 | 29.2 | 13.7 | IT | UT |
| P4SMAJ20 | P4SMAJ20C | 20 | 22.2 | 28.1 | 1 | 1 | 1 | 35.8 | 11.1 | IU | UU |
| P4SMAJ20A | P4SMAJ20CA | 20 | 22.2 | 24.5 | 1 | 1 | 1 | 32.4 | 12.3 | IV | UV |
| P4SMAJ22 | P4SMAJ22C | 22 | 24.4 | 30.9 | 1 | 1 | 1 | 39.4 | 10.1 | IW | UW |
| P4SMAJ22A | P4SMAJ22CA | 22 | 24.4 | 26.9 | 1 | 1 | 1 | 35.5 | 11.2 | IX | UX |
| P4SMAJ24 | P4SMAJ24C | 24 | 26.7 | 33.8 | 1 | 1 | 1 | 43 | 9.3 | IY | UY |
| P4SMAJ24A | P4SMAJ24CA | 24 | 26.7 | 29.5 | 1 | 1 | 1 | 38.9 | 10.3 | IZ | UZ |
| P4SMAJ26 | P4SMAJ26C | 26 | 28.9 | 36.6 | 1 | 1 | 1 | 46.6 | 8.6 | JD | VD |
| P4SMAJ26A | P4SMAJ26CA | 26 | 28.9 | 31.9 | 1 | 1 | 1 | 42.1 | 9.5 | JE | VE |
| P4SMAJ28 | P4SMAJ28C | 28 | 31.1 | 39.4 | 1 | 1 | 1 | 50 | 8 | JF | VF |
| P4SMAJ28A | P4SMAJ28CA | 28 | 31.1 | 34.4 | 1 | 1 | 1 | 45.4 | 8.8 | JG | VG |
| P4SMAJ30 | P4SMAJ30C | 30 | 33.3 | 42.2 | 1 | 1 | 1 | 53.5 | 7.5 | JH | VH |
| P4SMAJ30A | P4SMAJ30CA | 30 | 33.3 | 36.8 | 1 | 1 | 1 | 48.4 | 8.3 | JK | VK |
| P4SMAJ33 | P4SMAJ33C | 33 | 36.7 | 46.5 | 1 | 1 | 1 | 59 | 6.8 | JL | VL |
| P4SMAJ33A | P4SMAJ33CA | 33 | 36.7 | 40.6 | 1 | 1 | 1 | 53.3 | 7.5 | JM | VM |
| P4SMAJ36 | P4SMAJ36C | 36 | 40 | 50.7 | 1 | 1 | 1 | 64.3 | 6.2 | JN | VN |
| P4SMAJ36A | P4SMAJ36CA | 36 | 40 | 44.2 | 1 | 1 | 1 | 58.1 | 6.9 | JP | VP |
| P4SMAJ40 | P4SMAJ40C | 40 | 44.4 | 56.3 | 1 | 1 | 1 | 71.4 | 5.6 | JQ | VQ |
| P4SMAJ40A | P4SMAJ40CA | 40 | 44.4 | 49.1 | 1 | 1 | 1 | 64.5 | 6.2 | JR | VR |



P4SMAJ SERIES

| Part Number | | Reverse Stand-off Voltage | Breakdown Voltage | | Test Current | Reverse Leakage | | Max. Clamp Voltage 10/1000µs | Peak Pulse Current 10/1000µs | Marking Code | |
|-------------|-------------|----------------------------|----------------------------------|-------|----------------|-----------------------------------|----|----------------------------------|---------------------------------|--------------|----|
| | | | V _{BR} @ I _T | | | I _R @ V _{RRM} | | | | | |
| | | V _{RRM} (Notes 6) | Min. | Max. | I _T | UNI | BI | V _C @ I _{PP} | I _{PP} | | |
| UNI | BI | V | V | V | mA | µA | µA | V | A | UNI | BI |
| P4SMAJ43 | P4SMAJ43C | 43 | 47.8 | 60.5 | 1 | 1 | 1 | 76.7 | 5.2 | JS | VS |
| P4SMAJ43A | P4SMAJ43CA | 43 | 47.8 | 52.8 | 1 | 1 | 1 | 69.4 | 5.7 | JT | VT |
| P4SMAJ45 | P4SMAJ45C | 45 | 50 | 63.3 | 1 | 1 | 1 | 80.3 | 5 | JU | VU |
| P4SMAJ45A | P4SMAJ45CA | 45 | 50 | 55.3 | 1 | 1 | 1 | 72.7 | 5.5 | JV | VV |
| P4SMAJ48 | P4SMAJ48C | 48 | 53.3 | 67.5 | 1 | 1 | 1 | 85.5 | 4.7 | JW | VW |
| P4SMAJ48A | P4SMAJ48CA | 48 | 53.3 | 58.9 | 1 | 1 | 1 | 77.4 | 5.2 | JX | VX |
| P4SMAJ51 | P4SMAJ51C | 51 | 56.7 | 71.8 | 1 | 1 | 1 | 91.1 | 4.4 | JY | VY |
| P4SMAJ51A | P4SMAJ51CA | 51 | 56.7 | 62.7 | 1 | 1 | 1 | 82.4 | 4.9 | JZ | VZ |
| P4SMAJ54 | P4SMAJ54C | 54 | 60 | 76 | 1 | 1 | 1 | 96.3 | 4.2 | RD | WD |
| P4SMAJ54A | P4SMAJ54CA | 54 | 60 | 66.3 | 1 | 1 | 1 | 87.1 | 4.6 | RE | WE |
| P4SMAJ58 | P4SMAJ58C | 58 | 64.4 | 81.6 | 1 | 1 | 1 | 103 | 3.9 | RF | WF |
| P4SMAJ58A | P4SMAJ58CA | 58 | 64.4 | 71.2 | 1 | 1 | 1 | 93.6 | 4.3 | RG | WG |
| P4SMAJ60 | P4SMAJ60C | 60 | 66.7 | 84.5 | 1 | 1 | 1 | 107 | 3.7 | RH | WH |
| P4SMAJ60A | P4SMAJ60CA | 60 | 66.7 | 73.7 | 1 | 1 | 1 | 96.8 | 4.1 | RK | WK |
| P4SMAJ64 | P4SMAJ64C | 64 | 71.1 | 90.1 | 1 | 1 | 1 | 114 | 3.5 | RL | WL |
| P4SMAJ64A | P4SMAJ64CA | 64 | 71.1 | 78.6 | 1 | 1 | 1 | 103 | 3.9 | RM | WM |
| P4SMAJ70 | P4SMAJ70C | 70 | 77.8 | 98.6 | 1 | 1 | 1 | 125 | 3.2 | RN | WN |
| P4SMAJ70A | P4SMAJ70CA | 70 | 77.8 | 86 | 1 | 1 | 1 | 113 | 3.5 | RP | WP |
| P4SMAJ75 | P4SMAJ75C | 75 | 83.3 | 105.7 | 1 | 1 | 1 | 134 | 3 | RQ | WQ |
| P4SMAJ75A | P4SMAJ75CA | 75 | 83.3 | 92.1 | 1 | 1 | 1 | 121 | 3.3 | RR | WR |
| P4SMAJ78 | P4SMAJ78C | 78 | 86.7 | 109.8 | 1 | 1 | 1 | 139 | 2.9 | RS | WS |
| P4SMAJ78A | P4SMAJ78CA | 78 | 86.7 | 95.8 | 1 | 1 | 1 | 126 | 3.2 | RT | WT |
| P4SMAJ85 | P4SMAJ85C | 85 | 94.4 | 119.2 | 1 | 1 | 1 | 151 | 2.6 | RU | WU |
| P4SMAJ85A | P4SMAJ85CA | 85 | 94.4 | 104 | 1 | 1 | 1 | 137 | 2.9 | RV | WV |
| P4SMAJ90 | P4SMAJ90C | 90 | 100 | 126.5 | 1 | 1 | 1 | 160 | 2.5 | RW | WW |
| P4SMAJ90A | P4SMAJ90CA | 90 | 100 | 111 | 1 | 1 | 1 | 146 | 2.7 | RX | WX |
| P4SMAJ100 | P4SMAJ100C | 100 | 111 | 141 | 1 | 1 | 1 | 179 | 2.2 | RY | WY |
| P4SMAJ100A | P4SMAJ100CA | 100 | 111 | 123 | 1 | 1 | 1 | 162 | 2.5 | RZ | WZ |
| P4SMAJ110 | P4SMAJ110C | 110 | 122 | 154.5 | 1 | 1 | 1 | 196 | 2 | SD | XD |
| P4SMAJ110A | P4SMAJ110CA | 110 | 122 | 135 | 1 | 1 | 1 | 177 | 2.3 | SE | XE |
| P4SMAJ120 | P4SMAJ120C | 120 | 133 | 169 | 1 | 1 | 1 | 214 | 1.9 | SF | XF |
| P4SMAJ120A | P4SMAJ120CA | 120 | 133 | 147 | 1 | 1 | 1 | 193 | 2 | SG | XG |
| P4SMAJ130 | P4SMAJ130C | 130 | 144 | 182.5 | 1 | 1 | 1 | 231 | 1.7 | SH | XH |
| P4SMAJ130A | P4SMAJ130CA | 130 | 144 | 159 | 1 | 1 | 1 | 209 | 1.9 | SK | XK |
| P4SMAJ150 | P4SMAJ150C | 150 | 167 | 211.5 | 1 | 1 | 1 | 268 | 1.5 | SL | XL |
| P4SMAJ150A | P4SMAJ150CA | 150 | 167 | 185 | 1 | 1 | 1 | 243 | 1.6 | SM | XM |
| P4SMAJ160 | P4SMAJ160C | 160 | 178 | 226 | 1 | 1 | 1 | 287 | 1.4 | SN | XN |
| P4SMAJ160A | P4SMAJ160CA | 160 | 178 | 197 | 1 | 1 | 1 | 259 | 1.5 | SP | XP |
| P4SMAJ170 | P4SMAJ170C | 170 | 189 | 239.5 | 1 | 1 | 1 | 304 | 1.3 | SQ | XQ |
| P4SMAJ170A | P4SMAJ170CA | 170 | 189 | 209 | 1 | 1 | 1 | 275 | 1.4 | SR | XR |
| P4SMAJ180 | P4SMAJ180C | 180 | 198 | 253.8 | 1 | 1 | 1 | 322 | 1.2 | SS | YS |
| P4SMAJ180A | P4SMAJ180CA | 180 | 198 | 222 | 1 | 1 | 1 | 292 | 1.3 | ST | YT |
| P4SMAJ190 | P4SMAJ190C | 190 | 209 | 267.9 | 1 | 1 | 1 | 340 | 1.2 | SU | YU |
| P4SMAJ190A | P4SMAJ190CA | 190 | 209 | 243.2 | 1 | 1 | 1 | 308 | 1.3 | SV | YV |
| P4SMAJ200 | P4SMAJ200C | 200 | 220 | 282 | 1 | 1 | 1 | 358 | 1.1 | SW | YW |
| P4SMAJ200A | P4SMAJ200CA | 200 | 220 | 247 | 1 | 1 | 1 | 324 | 1.2 | SX | YX |
| P4SMAJ210 | P4SMAJ210C | 210 | 231 | 296.1 | 1 | 1 | 1 | 376 | 1.1 | SY | YY |
| P4SMAJ210A | P4SMAJ210CA | 210 | 231 | 268.8 | 1 | 1 | 1 | 340 | 1.2 | SZ | YZ |
| P4SMAJ220 | P4SMAJ220C | 220 | 242 | 310.2 | 1 | 1 | 1 | 394 | 1 | GD | ZD |
| P4SMAJ220A | P4SMAJ220CA | 220 | 242 | 272 | 1 | 1 | 1 | 356 | 1.1 | GE | ZE |



P4SMAJ SERIES

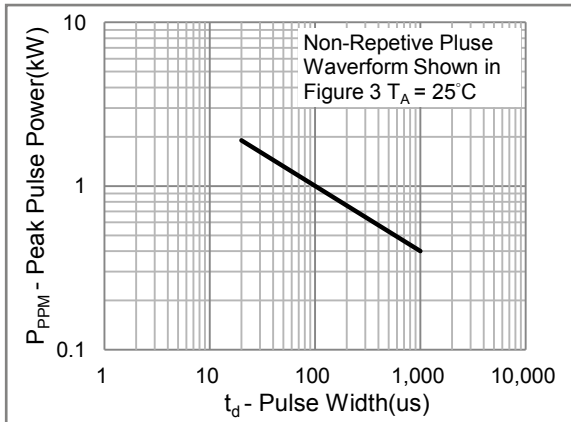


Fig.1 Peak Pulse Power Rating



Fig.2 Derating Curve

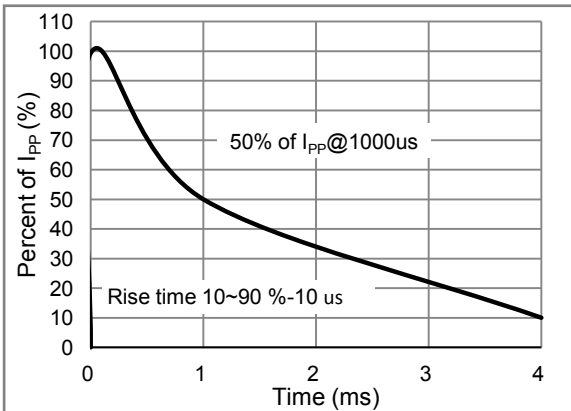


Fig.3 Pulse Waveform

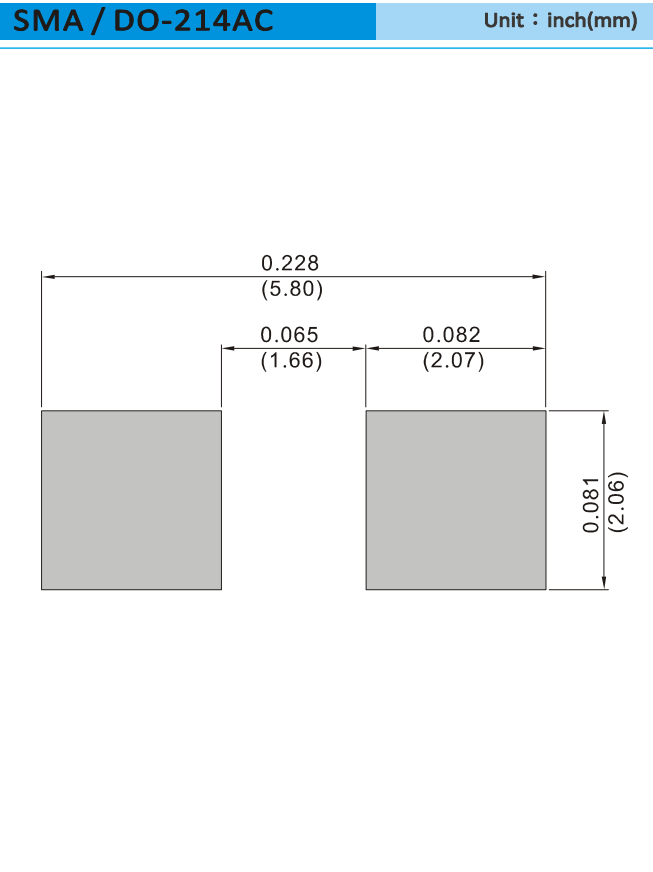


Fig.4 Typical Capacitance



P4SMAJ SERIES

MOUNTING PAD LAYOUT



ORDER INFORMATION

- Packing information
T/R - 7.5K per 13" plastic Reel
T/R - 1.8K per 7" plastic Reel



P4SMAJ SERIES

Part No_ packing code_ Version

P4SMAJ5.0_R1_00001

P4SMAJ5.0_R2_00001

For example :

RB500V-40_R2_00001

Part No.



| Packing Code XX | | | | Version Code XXXXX | | |
|--------------------------------------|----------------------|----------------------------------|----------------------|---------------------------|----------------------|---------------------------------------|
| Packing type | 1 st Code | Packing size code | 2 nd Code | HF or RoHS | 1 st Code | 2 nd ~5 th Code |
| Tape and Ammunition Box (T/B) | A | N/A | 0 | HF | 0 | serial number |
| Tape and Reel (T/R) | R | 7" | 1 | RoHS | 1 | serial number |
| Bulk Packing (B/P) | B | 13" | 2 | | | |
| Tube Packing (T/P) | T | 26mm | X | | | |
| Tape and Reel (Right Oriented) (TRR) | S | 52mm | Y | | | |
| Tape and Reel (Left Oriented) (TRL) | L | PANASERT T/B CATHODE UP (PBCU) | U | | | |
| FORMING | F | PANASERT T/B CATHODE DOWN (PBCD) | D | | | |



P4SMAJ SERIES

Disclaimer

- Reproducing and modifying information of the document is prohibited without permission from Panjit International Inc..
- Panjit International Inc. reserves the rights to make changes of the content herein the document anytime without notification. Please refer to our website for the latest document.
- Panjit International Inc. disclaims any and all liability arising out of the application or use of any product including damages incidentally and consequentially occurred.
- Panjit International Inc. does not assume any and all implied warranties, including warranties of fitness for particular purpose, non-infringement and merchantability.
- Applications shown on the herein document are examples of standard use and operation. Customers are responsible in comprehending the suitable use in particular applications. Panjit International Inc. makes no representation or warranty that such applications will be suitable for the specified use without further testing or modification.
- The products shown herein are not designed and authorized for equipments requiring high level of reliability or relating to human life and for any applications concerning life-saving or life-sustaining, such as medical instruments, transportation equipment, aerospace machinery et cetera. Customers using or selling these products for use in such applications do so at their own risk and agree to fully indemnify Panjit International Inc. for any damages resulting from such improper use or sale.
- Since Panjit uses lot number as the tracking base, please provide the lot number for tracking when complaining.

X-ON Electronics

Largest Supplier of Electrical and Electronic Components

Click to view similar products for [ESD Suppressors / TVS Diodes](#) category:

Click to view products by [Panjit](#) manufacturer:

Other Similar products are found below :

[NTE4902](#) [P4SMAJ15A](#) [P4SMAJ26A](#) [SMAJ400CA-TP](#) [TGL34-47CA](#) [ESDAULC45-1BF4](#) [SM1605E3/TR13](#) [SMF20A-TP](#) [P4SMAJ12A](#)
[CPDUR24V-HF](#) [CPDQC5V0USP-HF](#) [CPDQC5V0-HF](#) [MPLAD30KP45CAE3](#) [MMBZ27VCLQ-7-F](#) [MMAD1108/TR13](#) [MPLAD30KP24A](#)
[ACPDQC5V0R-HF](#) [DFLT170A-7](#) [NTE4900](#) [NTE4926](#) [NTE4938](#) [SMF22A-TP](#) [SMF12A-TP](#) [SLVU2.8-TP](#) [SMLJ6.5CA-TP](#) [SMAJ6.5CA-](#)
[TP](#) [MMAD1108E3/TR13](#) [D5V0M1U2LP3-7](#) [SMAJ400A-TP](#) [AOZ8811DT-03](#) [AOZ8831DI-05](#) [AOZ8831DT-03](#) [SMAJ188CA](#) [3SMC33CA](#)
[BK](#) [CPDQC3V3C-HF](#) [CPDQC12VE-HF](#) [MPLAD30KP170CA](#) [82357120100](#) [5.0SMLJ15CA-TP](#) [5KP18A-TP](#) [P6KE8.2A-TP](#)
[MPLAD30KP43CAE3](#) [SMAJ43A-TP](#) [D5V0F6U8LP33-7](#) [TVS5501V10MUT5G](#) [5.0SMLJ24CA-TP](#) [SMAJ110CA-TP](#) [MPLAD15KP75CAE3](#)
[MMAD1103e3/TR13](#) [DFLT40AQ-7](#)