



PDZ4.7B ~ PDZ36B

SURFACE MOUNT SILICON ZENER DIODES

VOLTAGE 4.7 to 36 Volt

POWER 400 mWatt

SOD-323

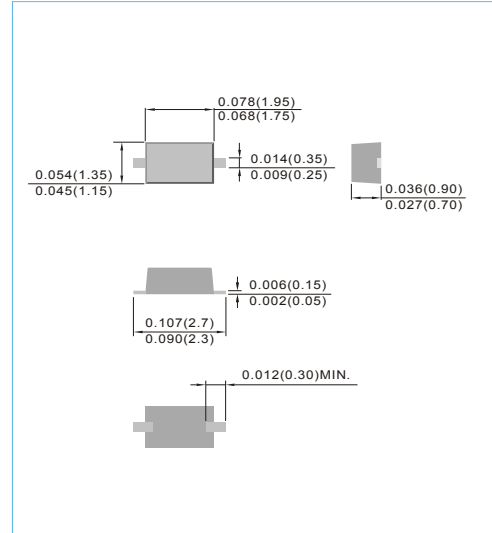
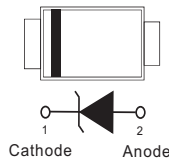
Unit : inch(mm)

FEATURES

- Planar Die construction
- 400mW Power Dissipation
- Ideally Suited for Automated Assembly Processes
- Lead free in compliance with EU RoHS 2011/65/EU directive
- Green molding compound as per IEC61249 Std. . (Halogen Free)

MECHANICAL DATA

- Case: SOD-323, Molded Plastic
- Terminals: Solderable per MIL-STD-750, Method 2026
- Appox Weight: 0.00014 ounces, 0.0041 grams



MAXIMUM RATINGS AND ELECTRICAL CHARACTERISTICS

PARAMETER	SYMBOL	LIMITS	UNIT
Maximum Power Dissipation (Note A) at 25°C	P_D	400	mW
Operating Junction and Storage Temperature Range	T_J	-55 to + 150	°C
Thermal Resistance, Junction to Ambient (Note B)	$R_{\theta JA}$	650	°C/W

NOTE :

A.Mounted on 5mm²(0.013mm thick) land areas

B.Mounted on a FR4 PCB, single-sided copper, mini pad.



PDZ4.7B ~ PDZ36B

Part Number	Nominal Zener Voltage		Max. Zener Impedance				Max Reverse Leakage Current		Marking Code
	V _Z @ I _{ZT}		Z _{VT} @ I _{ZT}		Z _{ZK} @ I _{ZK}		I _R @ V _R		
	Min. V	Max. V	Ω	mA	Ω	mA	μA	V	
PDZ4.7B	4.55	4.75	90	5	600	1	0.75	1.5	Z7
PDZ5.1B	4.96	5.2	60	5	800	0.5	0.75	1.5	Z8
PDZ5.6B	5.48	5.73	50	5	400	0.5	0.50	3.0	Z9
PDZ6.2B	6.06	6.33	50	5	80	0.5	0.50	3.0	ZA
PDZ6.8B	6.65	6.93	40	5	60	0.5	0.50	3.5	ZB
PDZ7.5B	7.28	7.60	10	5	60	0.5	0.50	4.0	ZC
PDZ8.2B	8.02	8.36	10	5	60	0.5	0.50	5.0	ZD
PDZ9.1B	8.85	9.23	10	5	60	0.5	0.50	6.0	ZE
PDZ10B	9.77	10.21	10	5	60	0.5	0.10	7.0	ZF
PDZ11B	10.78	11.22	10	5	60	0.5	0.10	8.0	ZG
PDZ12B	11.74	12.24	10	5	80	0.5	0.10	9.0	ZH
PDZ13B	12.91	13.49	10	5	80	0.5	0.10	10.0	ZJ
PDZ15B	14.34	14.98	15	5	80	0.5	0.05	11.0	ZK
PDZ16B	15.85	16.51	20	5	80	0.5	0.05	12.0	ZL
PDZ18B	17.56	18.35	20	5	80	0.5	0.05	13.0	ZM
PDZ20B	19.52	20.39	20	5	100	0.5	0.05	15.0	ZN
PDZ22B	21.54	22.47	25	5	100	0.5	0.05	17.0	ZP
PDZ24B	23.72	24.78	30	5	120	0.5	0.05	19.0	ZQ
PDZ27B	26.19	27.53	40	5	150	0.5	0.05	21.0	ZR
PDZ30B	29.19	30.69	40	5	200	0.5	0.05	23.0	ZS
PDZ33B	32.15	33.79	40	5	250	0.5	0.05	25.0	ZT
PDZ36B	35.07	36.87	60	5	300	0.5	0.05	27.0	ZU



PDZ4.7B ~ PDZ36B

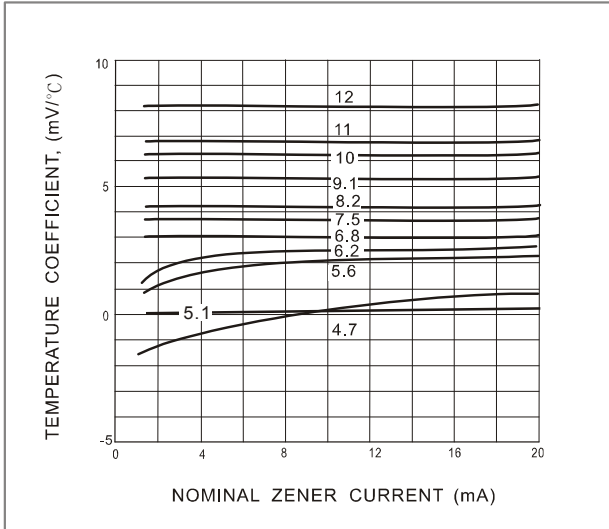


Fig.1 TEMPERATURE COEFFICIENTS AS FUNCTION OF WORKING CURRENT ; TYPICAL VALUES

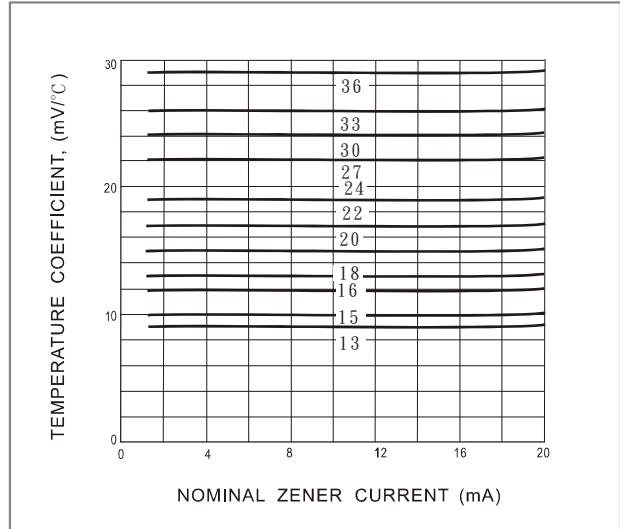


Fig.2 TEMPERATURE COEFFICIENTS AS FUNCTION OF WORKING CURRENT ; TYPICAL VALUES

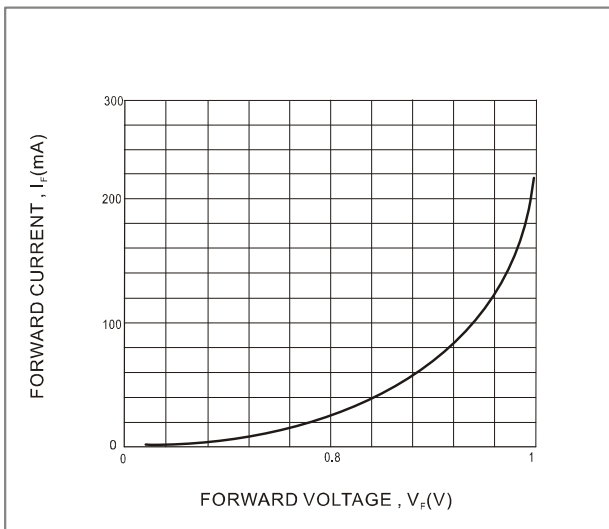


Fig.3 Forward current as a function of forward voltage ; typical values

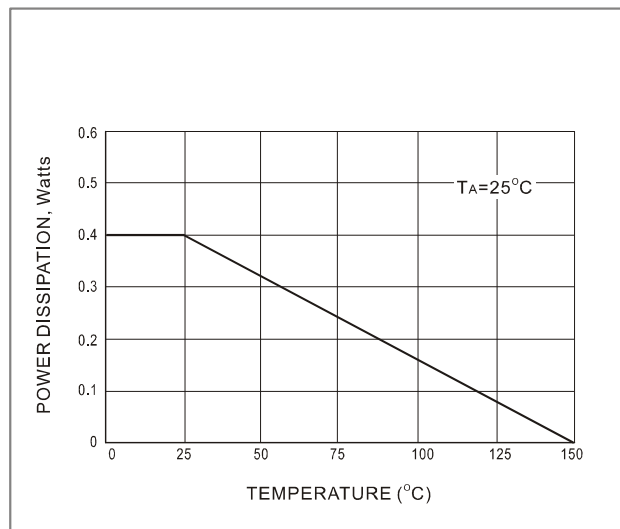


Fig.4 POWER DERATING CURVE

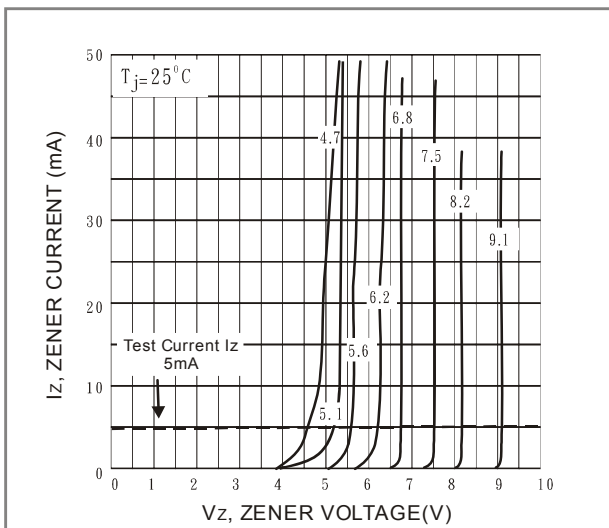


Fig.5 ZENER BREAKDOWN CHARACTERISTICS

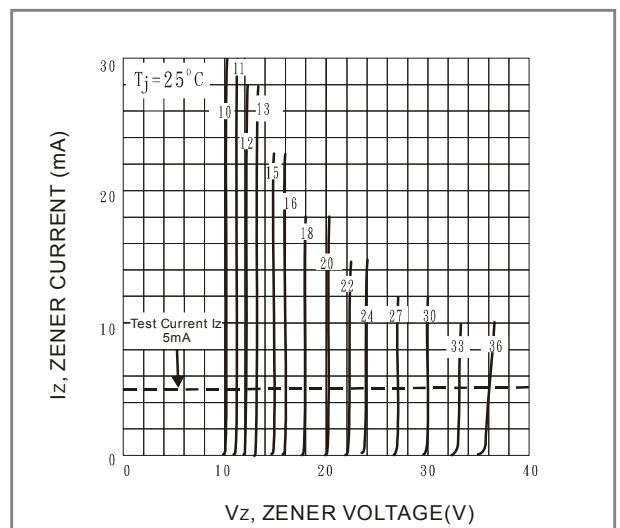


Fig.6 ZENER BREAKDOWN CHARACTERISTICS

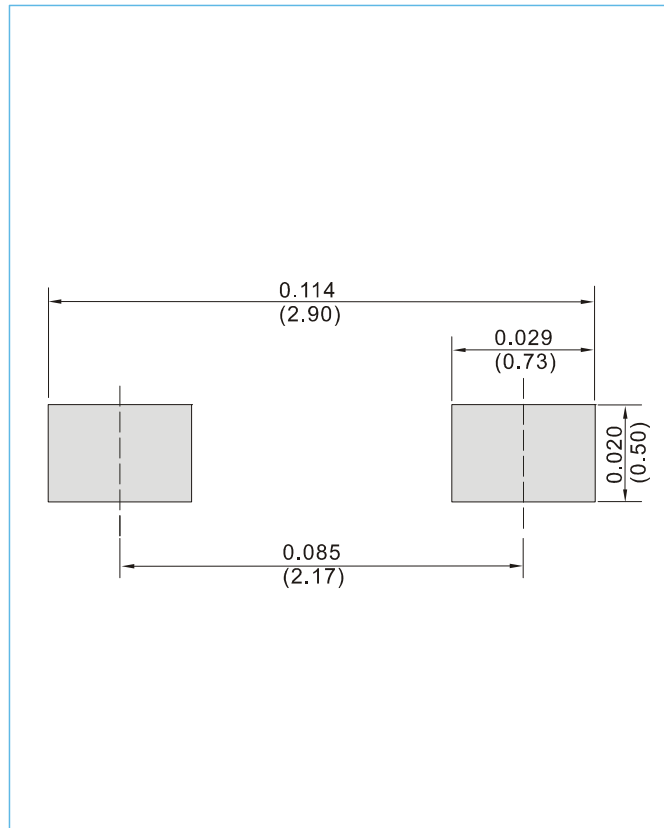


PDZ4.7B ~ PDZ36B

MOUNTING PAD LAYOUT

SOD-323

Unit : inch(mm)



ORDER INFORMATION

- Packing information
T/R - 12K per 13" plastic Reel
T/R - 5K per 7" plastic Reel



PDZ4.7B ~ PDZ36B

Part No_packing code_Version

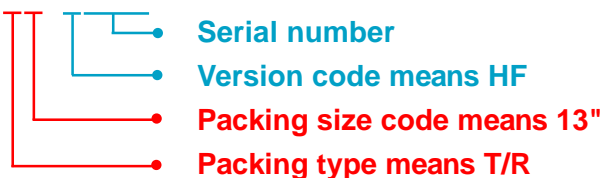
PDZ4.7B_R1_00001

PDZ4.7B_R2_00001

For example :

RB500V-40 **R2** **00001**

Part No.



Packing Code XX				Version Code XXXXXX		
Packing type	1 st Code	Packing size code	2 nd Code	HF or RoHS	1 st Code	2 nd ~5 th Code
Tape and Ammunition Box (T/B)	A	N/A	0	HF	0	serial number
Tape and Reel (T/R)	R	7"	1	RoHS	1	serial number
Bulk Packing (B/P)	B	13"	2			
Tube Packing (T/P)	T	26mm	X			
Tape and Reel (Right Oriented) (TRR)	S	52mm	Y			
Tape and Reel (Left Oriented) (TRL)	L	PANASERT T/B CATHODE UP (PBCU)	U			
FORMING	F	PANASERT T/B CATHODE DOWN (PBCD)	D			



PDZ4.7B ~ PDZ36B

Disclaimer

- Reproducing and modifying information of the document is prohibited without permission from Panjit International Inc..
- Panjit International Inc. reserves the rights to make changes of the content herein the document anytime without notification. Please refer to our website for the latest document.
- Panjit International Inc. disclaims any and all liability arising out of the application or use of any product including damages incidentally and consequentially occurred.
- Panjit International Inc. does not assume any and all implied warranties, including warranties of fitness for particular purpose, non-infringement and merchantability.
- Applications shown on the herein document are examples of standard use and operation. Customers are responsible in comprehending the suitable use in particular applications. Panjit International Inc. makes no representation or warranty that such applications will be suitable for the specified use without further testing or modification.
- The products shown herein are not designed and authorized for equipments requiring high level of reliability or relating to human life and for any applications concerning life-saving or life-sustaining, such as medical instruments, transportation equipment, aerospace machinery et cetera. Customers using or selling these products for use in such applications do so at their own risk and agree to fully indemnify Panjit International Inc. for any damages resulting from such improper use or sale.
- Since Panjit uses lot number as the tracking base, please provide the lot number for tracking when complaining.

X-ON Electronics

Largest Supplier of Electrical and Electronic Components

Click to view similar products for [Zener Diodes](#) category:

Click to view products by [Panjit](#) manufacturer:

Other Similar products are found below :

[RKZ13B2KG#P1](#) [DL5234B](#) [EDZTE6113B](#) [1N4682](#) [1N4691](#) [1N4693](#) [1N4732A](#) [1N4736A](#) [1N4750A](#) [1N4759ARL](#) [1N5241B](#) [1N5365B](#)
[1N5369B](#) [1N747A](#) [1N959B](#) [1N964B](#) [1N966B](#) [1N968B](#) [1N972B](#) [NTE5121A](#) [NTE5147A](#) [NTE5152A](#) [NTE5155A](#) [NTE5164A](#)
[JANS1N4974US](#) [JANTX1N5907](#) [1N4692](#) [1N4700](#) [1N4702](#) [1N4704](#) [1N4711](#) [1N4714](#) [1N4737A](#) [1N4745ARL](#) [1N4752A](#) [1N4752ARL](#)
[1N4760ARL](#) [1N5221B](#) [1N5231B-TR](#) [1N5236B](#) [1N5241BTR](#) [1N5242BTR](#) [1N5350B](#) [1N5352B](#) [1N961BRR1](#) [1N964BRL](#) [RKZ5.1BKU#P6](#)
[3SMAJ5946B-TP](#) [3SMAJ5950B-TP](#) [3SMBJ5925B-TP](#)