



# PJSD05CW-AU SERIES

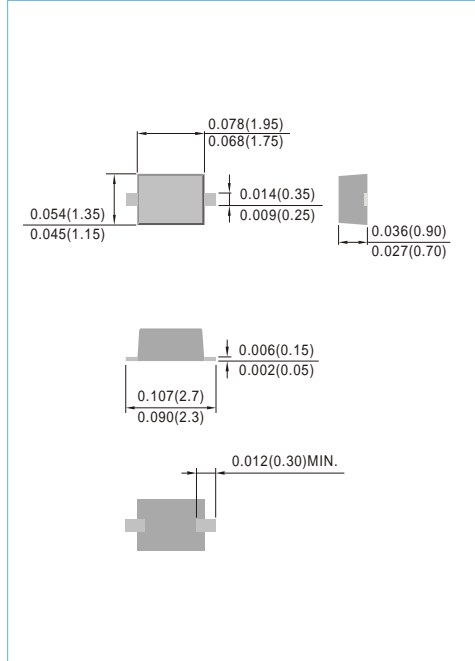
## Single Line TVS Diode for ESD Protection in Portable Electronics

**VOLTAGE** 5 to 36 Volt **POWER** 350 Watt

**SOD-323** Unit : inch(mm)

### FEATURES

- Transient protection for data lines to  
IEC 61000-4-2 (ESD)  $\pm 15$ kV (air),  $\pm 8$ kV (contact)  
IEC 61000-4-5 (Lightning) 24A (8/20 $\mu$ s)
- Small package for use in portable electronics
- Suitable replacement for MLV's in ESD protection applications
- Protects one I/O or power line
- Low clamping voltage
- Solid-state silicon avalanche technology
- Acquire quality system certificate : TS16949
- AEC-Q101 qualified
- Lead free in compliance with EU RoHS 2011/65/EU directive
- Green molding compound as per IEC61249 Std. . (Halogen Free)



### MECHANICAL DATA

- Case : SOD-323, Plastic
- Terminals : Solderable per MIL-STD-750, Method 2026
- Approx. Weight : 0.00014 ounces, 0.0041 grams
- Marking Code :

PJSD05CW-AU=EZB	PJSD12CW-AU=EZD	PJSD15CW-AU=EZE
PJSD24CW-AU=EZF	PJSD36CW-AU=EZG	

### ABSOLUTE MAXIMUM RATINGS

PARAMETER	SYMBOL	VALUE	UNITS
Peak Pulse Power ( $t_P=8/20 \mu s$ )	$P_{PK}$	350	Watts
Lead Soldering Temperature	$T_L$	260(10 sec.)	$^{\circ}C$
Operating Temperature	$T_J$	-55 to +125	$^{\circ}C$
Storage Temperature	$T_{STG}$	-55 to +150	$^{\circ}C$

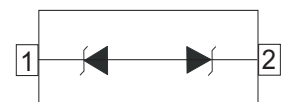


Fig.130



## PJSD05CW-AU SERIES

### ELECTRICAL CHARACTERISTICS

PJSD05CW-AU						
Parameter	Symbol	Conditions	Min.	Typical	Max.	Units
Reverse Stand-Off Voltage	$V_{RWM}$	-	-	-	5	V
Reverse Breakdown Voltage	$V_{BR}$	$I_T=1mA$	6.37	-	7.04	V
Reverse Leakage Current	$I_R$	$V_{RWM}=5V, T=25^{\circ}C$	-	-	5	$\mu A$
Clamping Voltage	$V_C$	$I_{PP}=5A, t_p=8/20\mu s$	-	-	9.8	V
Clamping Voltage	$V_C$	$I_{PP}=24A, t_p=8/20\mu s$	-	-	14.5	V
Junction Capacitance	$C_J$	$V_R=0V, f=1MHz$	-	-	200	pF
PJSD12CW-AU						
Parameter	Symbol	Conditions	Min.	Typical	Max.	Units
Reverse Stand-Off Voltage	$V_{RWM}$	-	-	-	12	V
Reverse Breakdown Voltage	$V_{BR}$	$I_T=1mA$	13.3	-	14.7	V
Reverse Leakage Current	$I_R$	$V_{RWM}=12V, T=25^{\circ}C$	-	-	1	$\mu A$
Clamping Voltage	$V_C$	$I_{PP}=5A, t_p=8/20\mu s$	-	-	19	V
Clamping Voltage	$V_C$	$I_{PP}=15A, t_p=8/20\mu s$	-	-	24	V
Junction Capacitance	$C_J$	$V_R=0V, f=1MHz$	-	-	100	pF
PJSD15CW-AU						
Parameter	Symbol	Conditions	Min.	Typical	Max.	Units
Reverse Stand-Off Voltage	$V_{RWM}$	-	-	-	15	V
Reverse Breakdown Voltage	$V_{BR}$	$I_T=1mA$	16.72	-	18.48	V
Reverse Leakage Current	$I_R$	$V_{RWM}=15V, T=25^{\circ}C$	-	-	1	$\mu A$
Clamping Voltage	$V_C$	$I_{PP}=5A, t_p=8/20\mu s$	-	-	24	V
Clamping Voltage	$V_C$	$I_{PP}=10A, t_p=8/20\mu s$	-	-	29	V
Junction Capacitance	$C_J$	$V_R=0V, f=1MHz$	-	-	75	pF
PJSD24CW-AU						
Parameter	Symbol	Conditions	Min.	Typical	Max.	Units
Reverse Stand-Off Voltage	$V_{RWM}$	-	-	-	24	V
Reverse Breakdown Voltage	$V_{BR}$	$I_T=1mA$	26.6	-	29.4	V
Reverse Leakage Current	$I_R$	$V_{RWM}=24V, T=25^{\circ}C$	-	-	1	$\mu A$
Clamping Voltage	$V_C$	$I_{PP}=1A, t_p=8/20\mu s$	-	-	36	V
Clamping Voltage	$V_C$	$I_{PP}=4A, t_p=8/20\mu s$	-	-	42	V
Junction Capacitance	$C_J$	$V_R=0V, f=1MHz$	-	-	50	pF
PJSD36CW-AU						
Parameter	Symbol	Conditions	Min.	Typical	Max.	Units
Reverse Stand-Off Voltage	$V_{RWM}$	-	-	-	36	V
Reverse Breakdown Voltage	$V_{BR}$	$I_T=1mA$	40.57	-	44.84	V
Reverse Leakage Current	$I_R$	$V_{RWM}=36V, T=25^{\circ}C$	-	-	1	$\mu A$
Clamping Voltage	$V_C$	$I_{PP}=1A, t_p=8/20\mu s$	-	-	58	V
Clamping Voltage	$V_C$	$I_{PP}=3A, t_p=8/20\mu s$	-	-	71	V
Junction Capacitance	$C_J$	$V_R=0V, f=1MHz$	-	-	45	pF



# PJSD05CW-AU SERIES

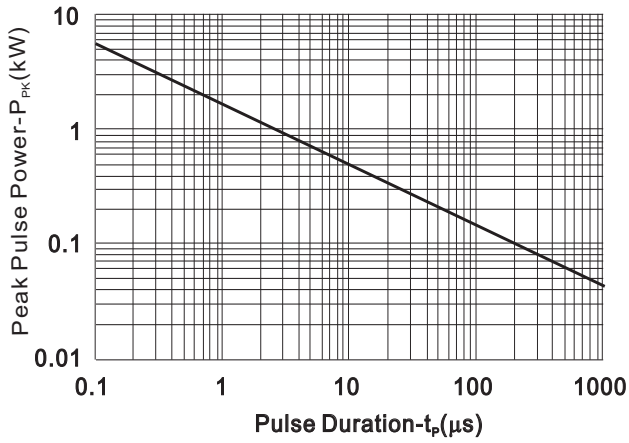


FIG.1 Non-Repetitive Peak Pulse Power vs. Pulse Time

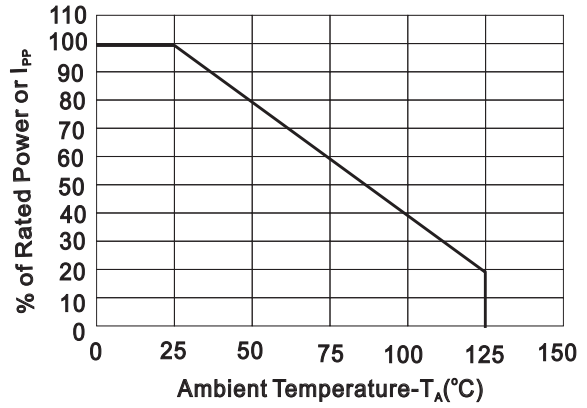


FIG.2 Power Derating Curve

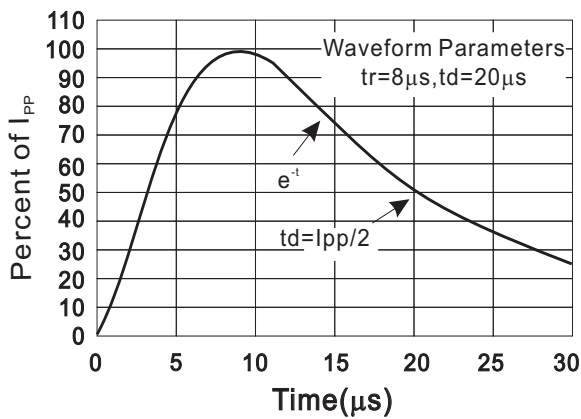


FIG.3 Pulse Waveform

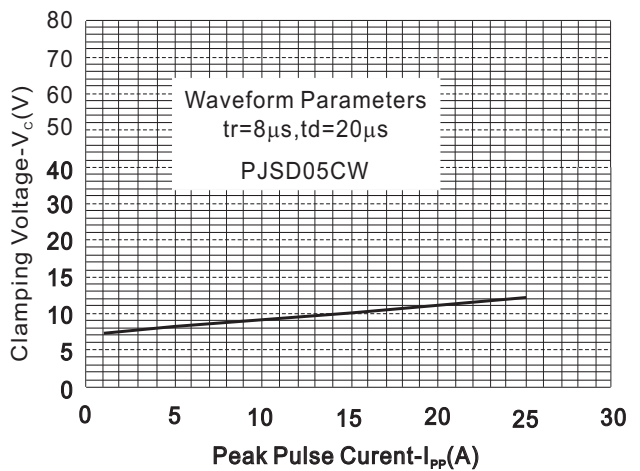


FIG.4 Clamping Voltage vs. Peak Pulse Current

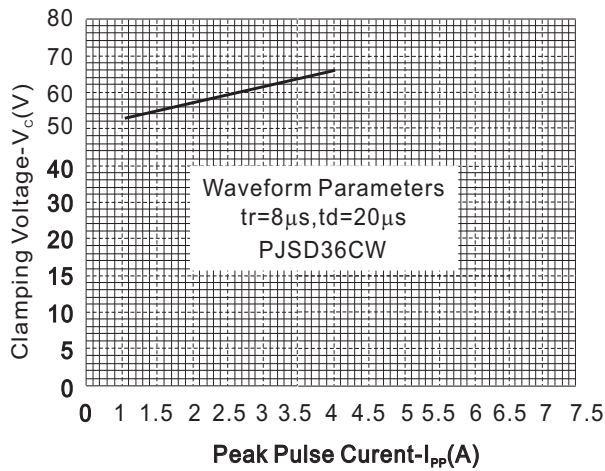
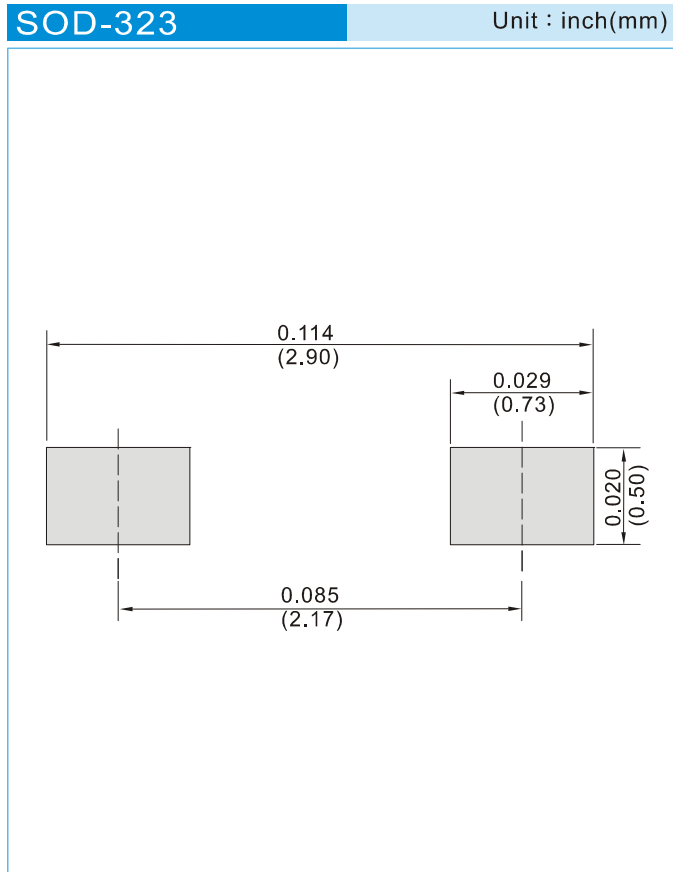


FIG.5 Clamping Voltage vs. Peak Pulse Current



## PJSD05CW-AU SERIES

### MOUNTING PAD LAYOUT



### ORDER INFORMATION

- Packing information  
T/R - 12K per 13" plastic Reel  
T/R - 5K per 7" plastic Reel



## PJSD05CW-AU SERIES

### Part No\_packing code\_Version

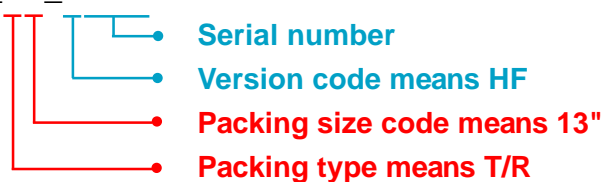
PJSD05CW-AU\_R1\_000A1

PJSD05CW-AU\_R2\_000A1

For example :

**RB500V-40** **R2** **00001**

Part No.



Packing Code <b>XX</b>				Version Code <b>XXXXX</b>		
Packing type	1 <sup>st</sup> Code	Packing size code	2 <sup>nd</sup> Code	HF or RoHS	1 <sup>st</sup> Code	2 <sup>nd</sup> ~5 <sup>th</sup> Code
Tape and Ammunition Box (T/B)	A	N/A	0	HF	0	serial number
Tape and Reel (T/R)	R	7"	1	RoHS	1	serial number
Bulk Packing (B/P)	B	13"	2			
Tube Packing (T/P)	T	26mm	X			
Tape and Reel (Right Oriented) (TRR)	S	52mm	Y			
Tape and Reel (Left Oriented) (TRL)	L	PANASERT T/B CATHODE UP (PBCU)	U			
FORMING	F	PANASERT T/B CATHODE DOWN (PBCD)	D			



## PJSD05CW-AU SERIES

---

### Disclaimer

- Reproducing and modifying information of the document is prohibited without permission from Panjit International Inc..
- Panjit International Inc. reserves the rights to make changes of the content herein the document anytime without notification. Please refer to our website for the latest document.
- Panjit International Inc. disclaims any and all liability arising out of the application or use of any product including damages incidentally and consequentially occurred.
- Panjit International Inc. does not assume any and all implied warranties, including warranties of fitness for particular purpose, non-infringement and merchantability.
- Applications shown on the herein document are examples of standard use and operation. Customers are responsible in comprehending the suitable use in particular applications. Panjit International Inc. makes no representation or warranty that such applications will be suitable for the specified use without further testing or modification.
- The products shown herein are not designed and authorized for equipments relating to human life and for any applications concerning life-saving or life-sustaining, such as medical instruments, aerospace machinery et cetera. Customers using or selling these products for use in such applications do so at their own risk and agree to fully indemnify Panjit International Inc. for any damages resulting from such improper use or sale.
- Since Panjit uses lot number as the tracking base, please provide the lot number for tracking when complaining.

## X-ON Electronics

Largest Supplier of Electrical and Electronic Components

*Click to view similar products for [ESD Suppressors / TVS Diodes](#) category:*

*Click to view products by [Panjit](#) manufacturer:*

Other Similar products are found below :

[60KS200C](#) [D18V0L1B2LP-7B](#) [D5V0F4U5P5-7](#) [NTE4902](#) [P4KE27CA](#) [P6KE11CA](#) [P6KE8.2A](#) [SA60CA](#) [SA64CA](#) [SMBJ12CATR](#)  
[SMBJ33CATR](#) [SMBJ6.5A](#) [SMBJ8.0A](#) [ESD101-B1-02ELS](#) [E6327](#) [ESD112-B1-02EL](#) [E6327](#) [ESD7451N2T5G](#) [19180-510](#) [CPDT-5V0USP-](#)  
[HF](#) [3.0SMCJ33CA-F](#) [3.0SMCJ36A-F](#) [HSPC16701B02TP](#) [JANTX1N6126A](#) [D3V3Q1B2DLP3-7](#) [D55V0M1B2WS-7](#) [SCM1293A-04SO](#)  
[ESD200-B1-CSP0201](#) [E6327](#) [SM12-7](#) [CEN955](#) [W/DATA](#) [VESD12A1A-HD1-GS08](#) [CPDQC5V0-HF](#) [D1213A-01LP4-7B](#) [ESD101-B1-02EL](#)  
[E6327](#) [AOZ8808DI-03](#) [5KP15A](#) [5KP48A](#) [5KP90A](#) [ESD3V3D7-TP](#) [15KPA36A-LF](#) [P4KE56CA](#) [P4KE68A](#) [P4KE91CATR](#) [P6KE120A](#)  
[P6KE13CA](#) [P6KE43CA](#) [P6KE6.8CA](#) [P6KE8.2](#) [P6SMBJ20CA](#) [JANTX1N6072A](#) [SR2835ESKG](#) [SA90CA](#)