



# PZS82C2V4AS ~ PZS82C75AS Series

## Silicon Zener Diode

**Voltage** 2.4~75 V **Power** 830 mW

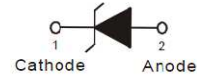
### Features

- Planar Die construction
- Ideally Suited for Automated Assembly Processes
- Lead free in compliance with EU RoHS 2.0
- Green molding compound as per IEC 61249 standard

### Mechanical Data

- Case : SOD-123 Package
- Terminals : Solderable per MIL-STD-750, Method 2026
- Approx. Weight : 0.0004 ounces, 0.01 grams

SOD-123



## Maximum Ratings and Thermal Characteristics (T<sub>A</sub> = 25 °C unless otherwise noted)

PARAMETER	SYMBOL	LIMIT	UNITS
Peak Pulse Power Dissipation at T <sub>A</sub> ≤ 25 °C	(Note 1) P <sub>D</sub>	830	mW
	(Note 2) P <sub>D</sub>	375	mW
Typical Thermal Resistance Junction to Ambient <sup>(Note 2)</sup>	R <sub>θJA</sub>	333	°C/W
Operating Junction Temperature Range	T <sub>J</sub>	-55~150	°C
Storage Temperature Range	T <sub>STG</sub>	-55~150	°C



## PZS82C2V4AS ~ PZS82C75AS Series

### Electrical Characteristics (T<sub>A</sub> = 25 °C unless otherwise noted)

Part Number	Nominal Zener Voltage				Nominal Zener Impedance				Max. Reverse Leakage Current		Marking Code
	V <sub>Z</sub> @I <sub>ZT</sub>				Z <sub>VT</sub> @I <sub>ZT</sub>		Z <sub>VK</sub> @I <sub>ZK</sub>		I <sub>R</sub> @V <sub>R</sub>		
	Nom. V	Min. V	Max. V	mA	Ω	mA	Ω	mA	μA	V	
PZS82C2V4AS	2.4	2.28	2.52	5	100	5	600	1	50	1	RRH
PZS82C2V7AS	2.7	2.57	2.84	5	100	5	600	1	20	1	SRH
PZS82C3V0AS	3	2.85	3.15	5	95	5	600	1	10	1	TRH
PZS82C3V3AS	3.3	3.14	3.47	5	95	5	600	1	5	1	URH
PZS82C3V6AS	3.6	3.42	3.78	5	90	5	600	1	5	1	VRH
PZS82C3V9AS	3.9	3.71	4.10	5	90	5	600	1	3	1	WRH
PZS82C4V3AS	4.3	4.09	4.52	5	88	5	600	1	3	1	XRH
PZS82C4V7AS	4.7	4.47	4.94	5	70	5	500	1	3	2	YRH
PZS82C5V1AS	5.1	4.85	5.36	5	50	5	480	1	2	2	ZRH
PZS82C5V6AS	5.6	5.32	5.88	5	25	5	400	1	1	2	2RH
PZS82C6V2AS	6.2	5.89	6.51	5	10	5	150	1	3	4	3RH
PZS82C6V8AS	6.8	6.46	7.14	5	8	5	80	1	2	4	4RH
PZS82C7V5AS	7.5	7.13	7.88	5	7	5	80	1	0.1	5	6RH
PZS82C8V2AS	8.2	7.79	8.61	5	7	5	80	1	0.1	6	7RH
PZS82C8V7AS	8.7	8.27	9.14	5	9	5	100	1	0.1	6.5	9RH
PZS82C9V1AS	9.1	8.65	9.56	5	10	5	100	1	0.1	7	ASH
PZS82C10AS	10	9.50	10.50	5	15	5	150	1	0.1	7.5	BSH
PZS82C11AS	11	10.45	11.55	5	18	5	150	1	0.1	8.5	CSH
PZS82C12AS	12	11.40	12.60	5	22	5	150	1	0.1	9	DSH
PZS82C13AS	13	12.35	13.65	5	25	5	170	1	0.1	10	ESH
PZS82C14AS	14	13.30	14.70	5	28	5	170	1	0.1	10.5	FSH
PZS82C15AS	15	14.25	15.75	5	32	5	200	1	0.1	11	HSH
PZS82C16AS	16	15.20	16.80	5	36	5	200	1	0.1	12	ISH
PZS82C17AS	17	16.15	17.85	5	39	5	200	1	0.1	13	JSH
PZS82C18AS	18	17.10	18.90	5	42	5	225	1	0.1	14	KSH
PZS82C20AS	20	19.00	21.00	5	48	5	225	1	0.1	15	LSH
PZS82C22AS	22	20.90	23.10	5	55	5	250	1	0.1	17	MSH
PZS82C24AS	24	22.80	25.20	5	62	5	250	1	0.1	18	NSH
PZS82C27AS	27	25.65	28.35	5	70	5	300	1	0.1	20	PSH



## PZS82C2V4AS ~ PZS82C75AS Series

### Electrical Characteristics (T<sub>A</sub> = 25 °C unless otherwise noted)

Part Number	Nominal Zener Voltage				Nominal Zener Impedance				Max. Reverse Leakage Current		Marking Code
	V <sub>Z</sub> @I <sub>ZT</sub>				Z <sub>ZT</sub> @I <sub>ZT</sub>		Z <sub>ZK</sub> @I <sub>ZK</sub>		I <sub>R</sub> @V <sub>R</sub>		
	Nom. V	Min. V	Max. V	mA	Ω	mA	Ω	mA	uA	V	
PZS82C28AS	28	26.60	29.40	5	74	5	300	1	0.1	22	RSH
PZS82C30AS	30	28.50	31.50	5	80	5	300	1	0.1	22.5	SSH
PZS82C33AS	33	31.35	34.65	5	80	5	325	1	0.1	25	TSH
PZS82C36AS	36	34.20	37.80	5	80	5	350	1	0.1	27	USH
PZS82C39AS	39	37.05	40.95	5	90	5	350	1	0.1	29	VSH
PZS82C43AS	43	40.85	45.15	5	90	5	375	1	0.1	32	WSH
PZS82C47AS	47	44.65	49.35	5	100	5	375	1	0.1	35	XSH
PZS82C51AS	51	48.45	53.55	5	100	5	400	1	0.1	38	YSH
PZS82C56AS	56	53.20	58.80	2.5	100	2.5	1000	1	0.1	42	ZSH
PZS82C62AS	62	58.90	65.10	2.5	135	2.5	1000	1	0.1	46	2SH
PZS82C68AS	68	64.60	71.40	2.5	150	2.5	1000	1	0.1	51	3SH
PZS82C75AS	75	71.25	78.75	2.5	200	2.5	1000	1	0.1	56	4SH

**NOTES :**

1. Mounted on Metal Core PCB
2. Mounted on a FR-4 PCB, single-sided copper, standard footprint



# PZS82C2V4AS ~ PZS82C75AS Series

## TYPICAL CHARACTERISTIC CURVES

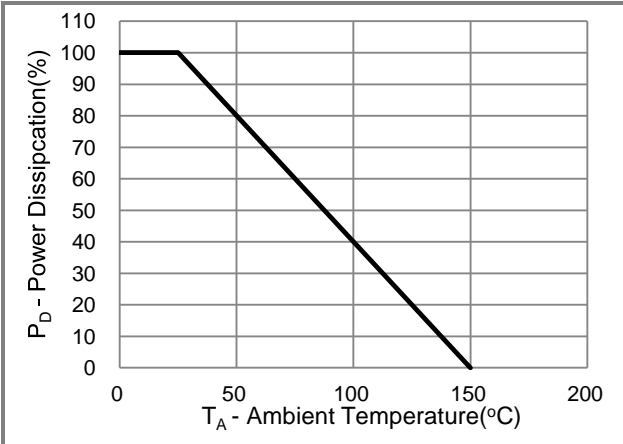


Fig.1 Power Rating Curve

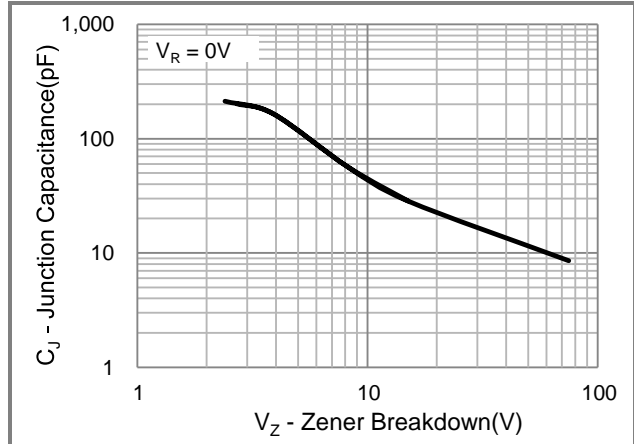


Fig.2 Typical Junction Capacitance

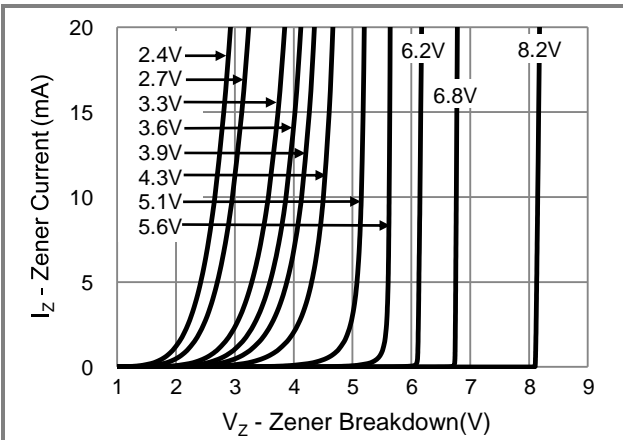


Fig.3 Typical Zener Breakdown

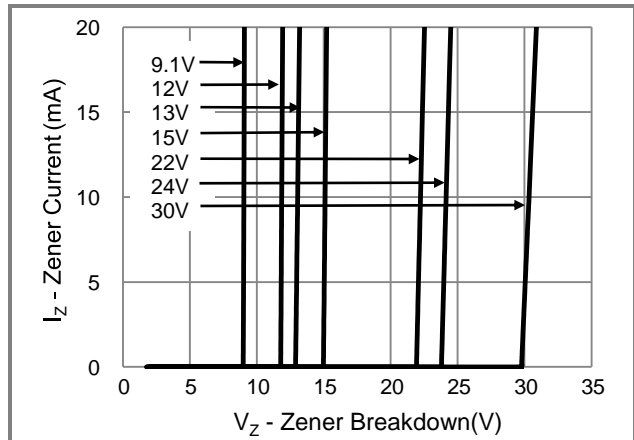


Fig.4 Typical Zener Breakdown

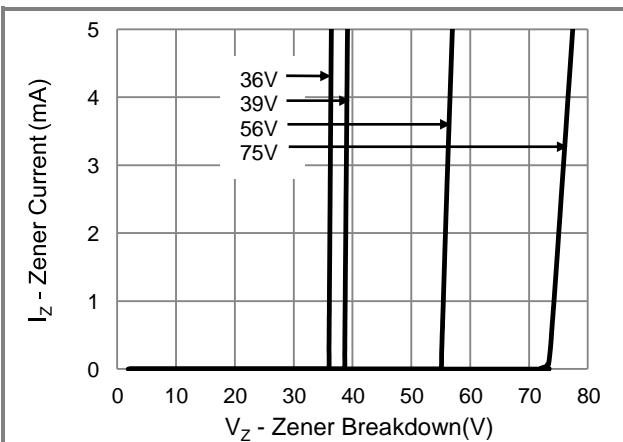


Fig.5 Typical Zener Breakdown

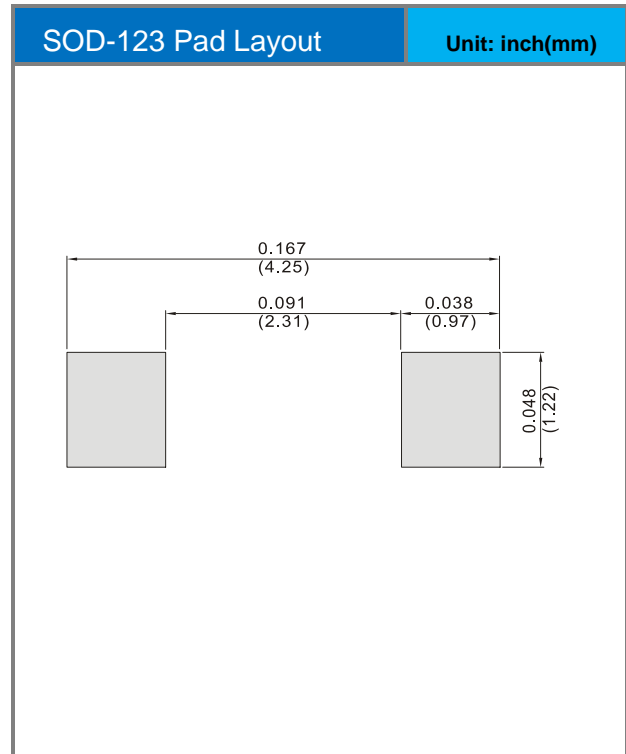
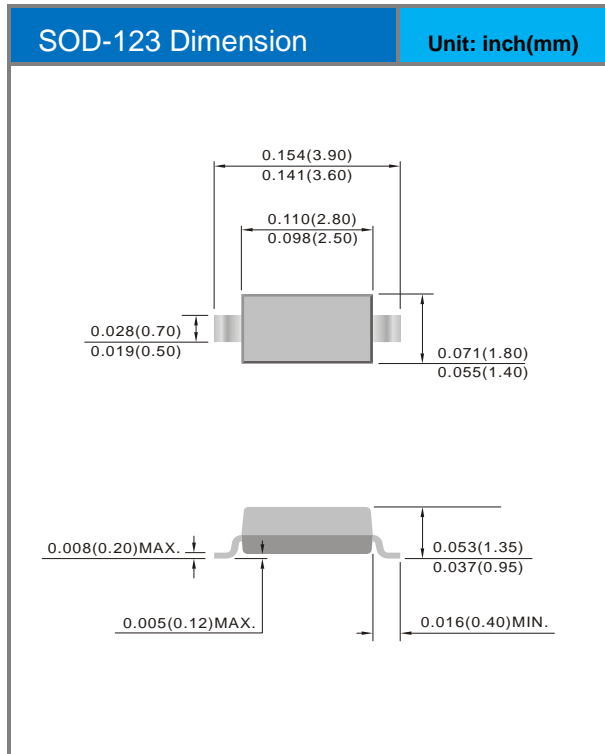


# PZS82C2V4AS ~ PZS82C75AS Series

## Part No. Packing Code Version

Part No. Packing Code	Package Type	Packing Type	Marking	Version
PZS82CxxxAS_R1_00301	SOD-123	3K / 7" Reel	See Table	Halogen free

## Packaging Information & Mounting Pad Layout





## **PZS82C2V4AS ~ PZS82C75AS Series**

### **Disclaimer**

- Reproducing and modifying information of the document is prohibited without permission from Panjit International Inc..
- Panjit International Inc. reserves the rights to make changes of the content herein the document anytime without notification. Please refer to our website for the latest document.
- Panjit International Inc. disclaims any and all liability arising out of the application or use of any product including damages incidentally and consequentially occurred.
- Panjit International Inc. does not assume any and all implied warranties, including warranties of fitness for particular purpose, non-infringement and merchantability.
- Applications shown on the herein document are examples of standard use and operation. Customers are responsible in comprehending the suitable use in particular applications. Panjit International Inc. makes no representation or warranty that such applications will be suitable for the specified use without further testing or modification.
- The products shown herein are not designed and authorized for equipments requiring high level of reliability or relating to human life and for any applications concerning life-saving or life-sustaining, such as medical instruments, transportation equipment, aerospace machinery et cetera. Customers using or selling these products for use in such applications do so at their own risk and agree to fully indemnify Panjit International Inc. for any damages resulting from such improper use or sale.
- Since Panjit uses lot number as the tracking base, please provide the lot number for tracking when complaining.

## X-ON Electronics

Largest Supplier of Electrical and Electronic Components

*Click to view similar products for [Zener Diodes](#) category:*

*Click to view products by [Panjit](#) manufacturer:*

Other Similar products are found below :

[RKZ13B2KG#P1](#) [DL5234B](#) [1N4682](#) [1N4693](#) [1N4732A](#) [1N4736A](#) [1N4750A](#) [1N4759ARL](#) [1N5241B](#) [1N5365B](#) [1N5369B](#) [1N747A](#)  
[1N964B](#) [1N966B](#) [1N968B](#) [1N972B](#) [JANS1N4974US](#) [1N4692](#) [1N4702](#) [1N4704](#) [1N4711](#) [1N4714](#) [1N4745ARL](#) [1N4752ARL](#) [1N4760ARL](#)  
[1N5221B](#) [1N5242BTR](#) [1N5350B](#) [1N5352B](#) [1N961BRR1](#) [1N964BRL](#) [RKZ5.1BKU#P6](#) [3SMAJ5946B-TP](#) [3SMAJ5950B-TP](#)  
[MMSZ5230BQ-13-F](#) [MMSZ5232BQ-13-F](#) [BZX84C7V5](#) [3SMAJ5945B-TP](#) [3SMAJ5947B-TP](#) [3SMBJ5941B-TP](#) [DZ2S240M0L](#) [SMAZ27-](#)  
[TP](#) [ZMM5224B-7](#) [RD16UM-T1-A](#) [RD39S-T1-A](#) [RD10S-T1-A](#) [CDZT2R5.6B](#) [1N4762A G](#) [Z1SMA18](#) [JANTX1N4553B](#)