



RS1AW~RS1MW

SURFACE MOUNT FAST RECOVERY RECTIFIER

VOLTAGE 50 to 1000 Volts **CURRENT** 1.0 Ampere

SMA-W

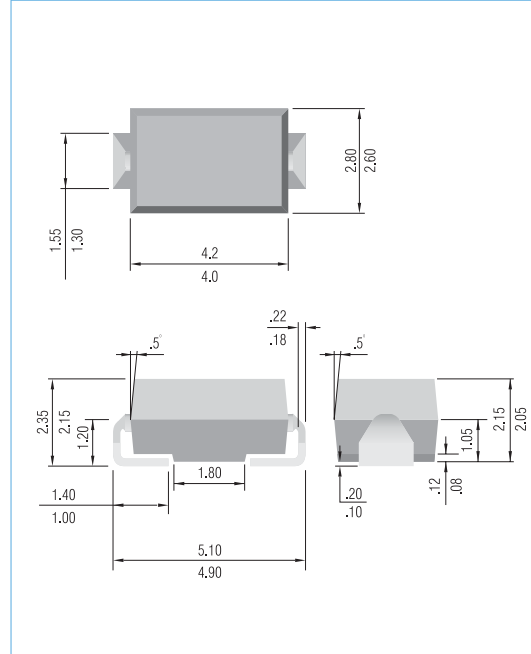
Unit: mm

FEATURES

- For surface mounted applications
- Low profile package
- Built-in strain relief
- Easy pick and place
- Fast Recovery times for high efficiency
- Plastic package has Underwriters Laboratory Flammability Classification 94V-O
- Pb free product : 99% Sn above can meet RoHS environment substance directive request

MECHANICAL DATA

- Case: SMA-W molded plastic
- Terminals: Solder plated, solderable per MIL-STD-750D, Method 1036.3
- Polarity: Indicated by cathode band
- Standard packaging: 12mm tape (EIA-481)
- Weight: 0.002 ounce, 0.064 gram



MAXIMUM RATINGS AND ELECTRICAL CHARACTERISTICS

Ratings at 25°C ambient temperature unless otherwise specified. Single phase, half wave, 60 Hz, resistive or inductive load. For capacitive load, derate current by 20%.

PARAMETER	SYMBOL	RS1AW	RS1BW	RS1DW	RS1GW	RS1JW	RS1KW	RS1MW	UNITS
Maximum Recurrent Peak Reverse Voltage	V_{RRM}	50	100	200	400	600	800	1000	V
Maximum RMS Voltage	V_{RMS}	35	70	140	280	420	560	800	V
Maximum DC Blocking Voltage	V_{DC}	50	100	200	400	600	800	1000	V
Maximum Average Rectified Current at $T_L=90^\circ\text{C}$	$I_{F(AV)}$	1.0							A
Peak Forward Surge Current :8.3ms single half sine-wave superimposed on rated load(JEDEC method)	I_{FSM}	30							A
Maximum Forward Voltage at 1.0A	V_F	1.3							V
Maximum DC Reverse Current $T_J=25^\circ\text{C}$ at Rated DC Blocking Voltage $T_J=125^\circ\text{C}$	I_R	5.0 150							uA
Maximum Reverse Recovery Time (Note 1)	t_{rr}	150				250	500		ns
Maximum Junction capacitance (Note 2)	C_J	12							pF
Typical Junction Resistance(Note 3)	$R_{\theta JA}$ $R_{\theta JL}$	100 32							$^\circ\text{C} / \text{W}$
Operating Junction and Storage Temperature Rating	T_J, T_{STG}	-55 TO +150							$^\circ\text{C}$

NOTES:1. Reverse Recovery Test Conditions: $I_F=0.5\text{A}$, $I_R=1.0\text{A}$, $I_{rr}=0.25\text{A}$

2. Measured at 1 MHz and applied $V_r = 4.0$ volts.

3. 8.0 mm² (.013mm thick) land areas.



RS1AW~RS1MW

RATING AND CHARACTERISTIC CURVES

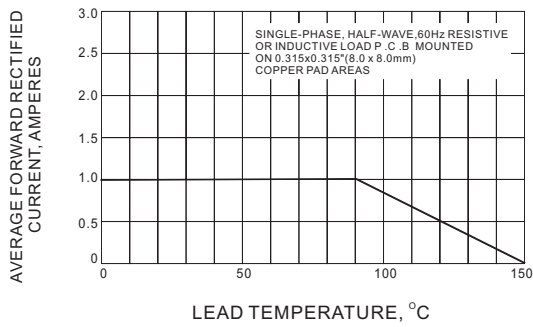


Fig.1 FORWARD CURRENT DERATING CURVE

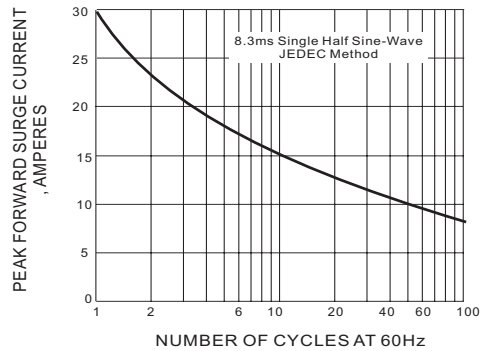


Fig.2-MAXIMUM NON-REPETITIVE PEAK FORWARD SURGE CURRENT

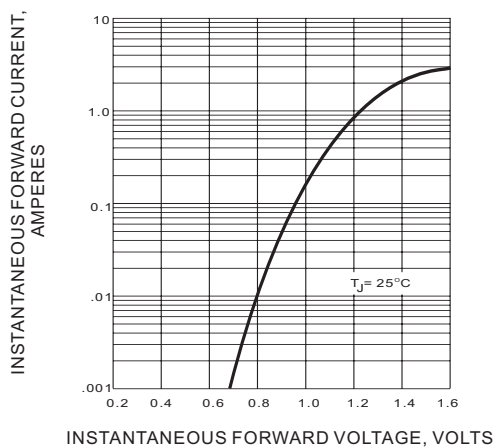


Fig.3-TYPICAL INSTANTANEOUS FORWARD CHARACTERISTICS

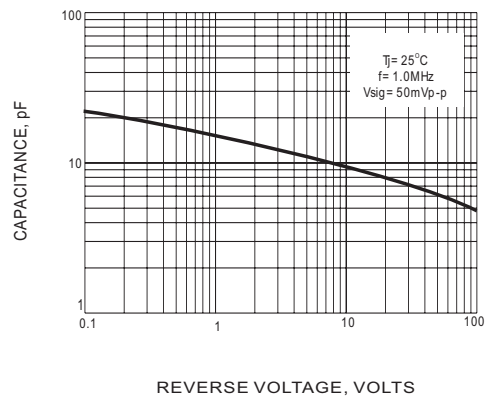


Fig.4 TYPICAL JUNCTION CAPACITANCE

LEGAL STATEMENT

Copyright PanJit International, Inc 2006

The information presented in this document is believed to be accurate and reliable. The specifications and information herein are subject to change without notice. Pan Jit makes no warranty, representation or guarantee regarding the suitability of its products for any particular purpose. Pan Jit products are not authorized for use in life support devices or systems. Pan Jit does not convey any license under its patent rights or rights of others.

X-ON Electronics

Largest Supplier of Electrical and Electronic Components

Click to view similar products for [Rectifiers](#) category:

Click to view products by [Panjit](#) manufacturer:

Other Similar products are found below :

[70HFR40](#) [FR105 R0](#) [RL252-TP](#) [1N5397](#) [1N4005-TR](#) [1N4007-BP](#) [UFS120Je3/TR13](#) [20ETS12S](#) [RRE02VS6SGTR](#) [MS306](#) [A1N5404G-G](#)
[CRF02\(T5L,TEMQ\)](#) [ACGRB207-HF](#) [CLH07\(TE16L,Q\)](#) [CLH03\(TE16L,Q\)](#) [1N5395-TP](#) [UES1302](#) [ACGRC307-HF](#) [ACEFC304-HF](#) [DZ-](#)
[1380](#) [85HFR60](#) [40HFR60](#) [70HF120](#) [85HFR80](#) [SCF7500](#) [SM100](#) [ACGRA4001-HF](#) [SKN70/08](#) [NTE5819](#) [NTE5827](#) [NTE5828](#) [NTE5911](#)
[NTE5915](#) [NTE6104](#) [NTE6163](#) [NTE6164](#) [NTE6165](#) [NTE6364](#) [TSD3G](#) [SET130312](#) [NRVUS110VT3G](#) [UES1106](#) [UES1306](#)
[NRVUS240VT3G](#) [D5FE60-5063](#) [R4000GPS-TP](#) [D4015L56TP](#) [UES1306HR2](#) [FX20K120](#) [D20XB60-7101](#)