



SK22~SK26

SURFACE MOUNT SCHOTTKY BARRIER RECTIFIERS

Voltage

20~60 V

Current

2 A

Features

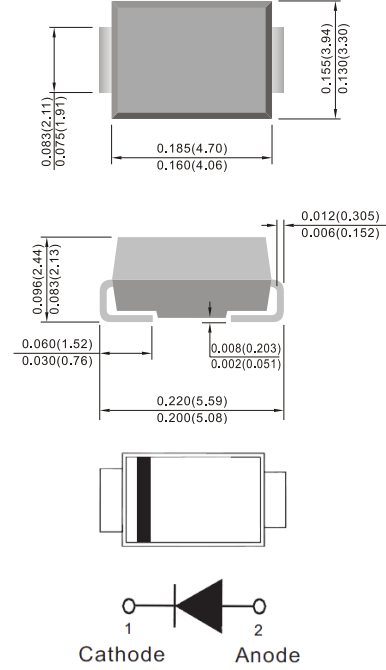
- Plastic package has Underwriters Laboratory Flammability Classification 94V-0.
- For surface mounted applications in order to optimize board space
- Low power loss, High efficiency
- High surge capacity
- Lead free in compliance with EU RoHS 2.0
- Green molding compound as per IEC 61249 standard

Mechanical Data

- Case: JEDEC DO-214AA molded plastic
- Terminals: Solder plated, solderable per MIL-STD-750, Method 2026
- Polarity: Color band denotes cathode end
- Standard packaging: 12mm tape (EIA-481)
- Approx. Weight: 0.0032 ounces, 0.092 grams
- Marking: Part number

SMB

Unit: inch(mm)



Maximum Ratings ($T_A=25^\circ\text{C}$ unless otherwise noted)

| PARAMETER | SYMBOL | SK22 | SK23 | SK24 | SK25 | SK26 | UNIT | |
|---|-----------------|-------------|------|------|------|------|-------------------------|---------------|
| Maximum repetitive peak reverse voltage | V_{RRM} | 20 | 30 | 40 | 50 | 60 | V | |
| Maximum rms voltage | V_{RMS} | 14 | 21 | 28 | 35 | 42 | V | |
| Maximum dc blocking voltage | V_R | 20 | 30 | 40 | 50 | 60 | V | |
| Maximum average forward rectified current | $I_{F(AV)}$ | 2 | | | | | A | |
| Peak forward surge current : 8.3ms single half sine-wave superimposed on rated load | I_{FSM} | 50 | | | | | A | |
| Maximum forward voltage at 2A per diode (Note 1) | V_F | 0.5 | | | 0.7 | | V | |
| Maximum dc reverse current | I_R | 90 | | | | | $T_J=25^\circ\text{C}$ | μA |
| at rated dc blocking voltage | | | | | | | $T_J=100^\circ\text{C}$ | 20 |
| Typical thermal resistance (Note 2) | $R_{\theta JL}$ | 12 | | | | | $^\circ\text{C/W}$ | |
| Operating junction and storage temperature range | T_J, T_{STG} | -55 to +150 | | | | | $^\circ\text{C}$ | |

Note :

1. Pulse Test with $PW=300\mu\text{sec}$, 1% Duty Cycle
2. Mounted on P.C. Board with 8mm^2 (0.013mm thick) copper pad areas.



SK22~SK26

TYPICAL CHARACTERISTIC CURVES

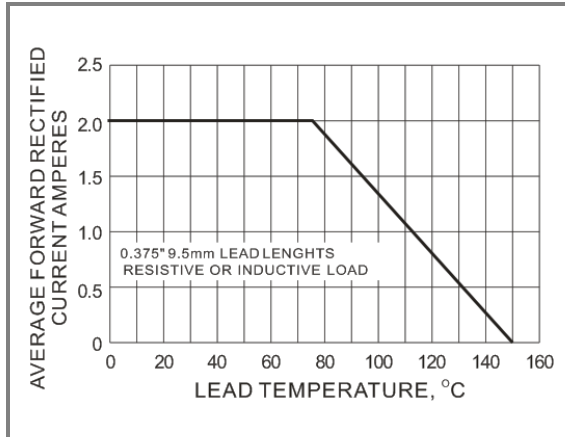


Fig.1 Forward Current Derating Curve

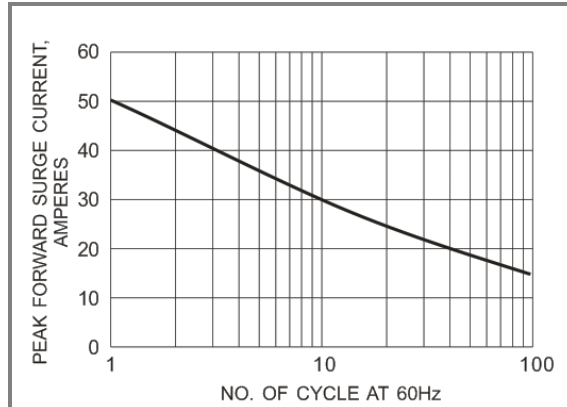


Fig.2 Maximum Non-Repetitive Peak Forward Surge Current

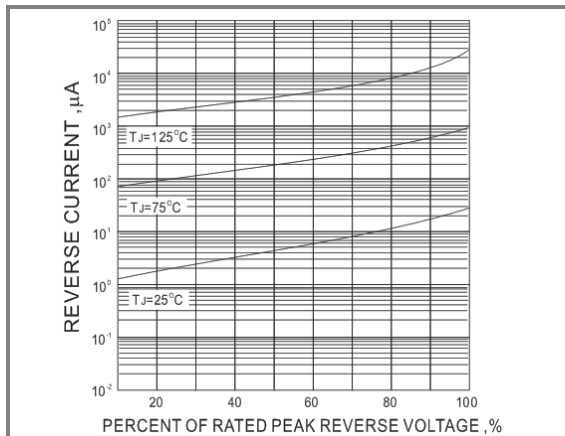


Fig.3 Typical Reverse Characteristics

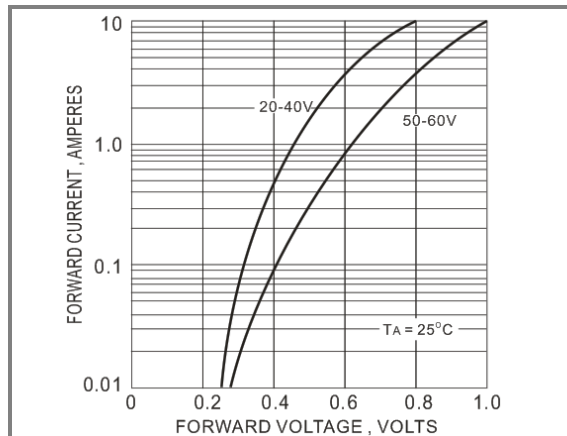


Fig.4 Typical Instantaneous Forward Characteristic

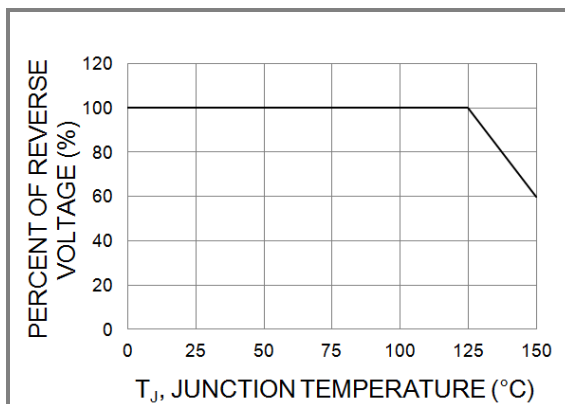


Fig.5 Operating Temperature Derating Curve

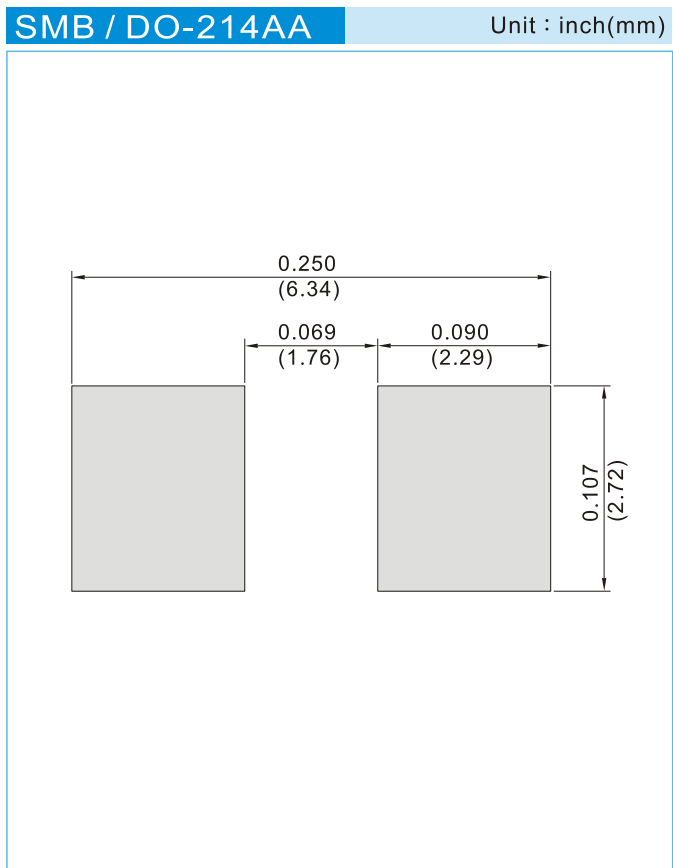


SK22~SK26

Part No Packing Code Version

| Part No Packing Code | Package Type | Packing Type | Marking | Version |
|----------------------|--------------|--------------------|---------|--------------|
| SK22_R1_00001 | SMB | 0.8K pcs / 7" reel | SK22 | Halogen free |
| SK22_R2_00001 | SMB | 3K pcs / 13" reel | SK22 | Halogen free |

Mounting Pad Layout





SK22~SK26

Disclaimer

- Reproducing and modifying information of the document is prohibited without permission from Panjit International Inc..
- Panjit International Inc. reserves the rights to make changes of the content herein the document anytime without notification. Please refer to our website for the latest document.
- Panjit International Inc. disclaims any and all liability arising out of the application or use of any product including damages incidentally and consequentially occurred.
- Panjit International Inc. does not assume any and all implied warranties, including warranties of fitness for particular purpose, non-infringement and merchantability.
- Applications shown on the herein document are examples of standard use and operation. Customers are responsible in comprehending the suitable use in particular applications. Panjit International Inc. makes no representation or warranty that such applications will be suitable for the specified use without further testing or modification.
- The products shown herein are not designed and authorized for equipments requiring high level of reliability or relating to human life and for any applications concerning life-saving or life-sustaining, such as medical instruments, transportation equipment, aerospace machinery et cetera. Customers using or selling these products for use in such applications do so at their own risk and agree to fully indemnify Panjit International Inc. for any damages resulting from such improper use or sale.
- Since Panjit uses lot number as the tracking base, please provide the lot number for tracking when complaining.

X-ON Electronics

Largest Supplier of Electrical and Electronic Components

Click to view similar products for [Schottky Diodes & Rectifiers](#) category:

Click to view products by [Panjit](#) manufacturer:

Other Similar products are found below :

[MA4E2039](#) [D1FH3-5063](#) [MBR0530L-TP](#) [MBR10100CT-BP](#) [MBR1545CT](#) [MMBD301M3T5G](#) [RB160M-50TR](#) [RB551V-30](#)
[BAS16E6433HTMA1](#) [BAT 54-02LRH E6327](#) [NSR05F40QNXT5G](#) [JANS1N6640](#) [SB07-03C-TB-H](#) [SB1003M3-TL-W](#) [SK310-T](#) [SK32A-](#)
[LTP](#) [SK34B-TP](#) [SS3003CH-TL-E](#) [GA01SHT18](#) [CRS10I30A\(TE85L,QM](#) [MA4E2501L-1290](#) [MBRB30H30CT-1G](#) [SB007-03C-TB-E](#)
[SK32A-TP](#) [SK33B-TP](#) [SK38B-TP](#) [NRVBM120LT1G](#) [NTE505](#) [NTSB30U100CT-1G](#) [SS15E-TP](#) [ACDBA1100LR-HF](#) [ACDBA1200-HF](#)
[ACDBA140-HF](#) [ACDBA2100-HF](#) [ACDBA3100-HF](#) [CDBQC0530L-HF](#) [CDBQC0240LR-HF](#) [ACDBA260LR-HF](#) [ACDBA1100-HF](#)
[SK310B-TP](#) [MA4E2502L-1246](#) [MA4E2502H-1246](#) [NRVBM120ET1G](#) [NSR01L30MXT5G](#) [SB560](#) [PMAD1108-LF](#) [SD103ATW-TP](#)
[1N5819T-G](#) [PDS1040Q-13](#) [MBR3060FCTe3/TU](#)