



# SMF5.0A-AU SERIES

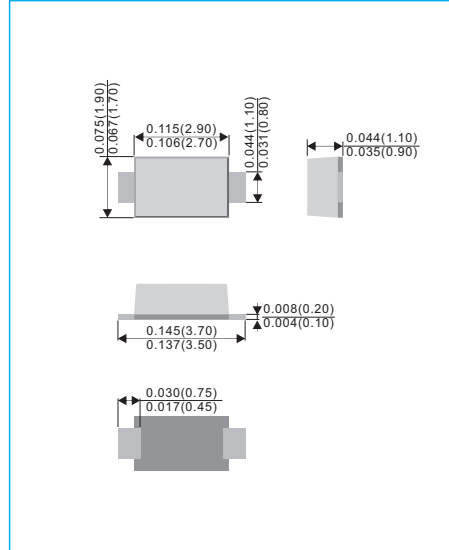
## SURFACE MOUNT TRANSIENT VOLTAGE SUPPRESSOR

**VOLTAGE** 5 to 70 Volt **POWER** 200 Watt

**SOD-123FL** Unit : inch(mm)

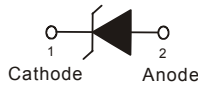
### FEATURES

- For surface mounted applications in order to optimize board space.
- Ultra thin profile package for space constrained utilization
- Package suitable for Automated Handling
- Low inductance
- High temperature soldering : 260°C/10 seconds at terminals
- ESD IEC-61000-4-2 Air ± 30kV, Contact ± 30kV
- AEC-Q101 qualified
- Lead free in compliance with EU RoHS 2.0
- Green molding compound as per IEC 61249 standard



### MECHANICAL DATA

- Case: SOD-123FL, Plastic
- Terminals: Solderable per MIL-STD-750, Method 2026
- Polarity: Color band denotes cathode end
- Weight: 0.0006 ounces, 0.0173 grams
- Standard Packaging: 8mm tape (EIA-481)



## MAXIMUM RATINGS AND ELECTRICAL CHARACTERISTICS (T<sub>A</sub>=25°C unless otherwise noted)

PARAMETER	SYMBOL	VALUE	UNITS
Peak Pulse Power Dissipation on T <sub>A</sub> = 25°C (Notes 1,2,5, Fig.1)	PPPM	200	W
Peak Forward Surge Current per (Notes 3)	I <sub>FSM</sub>	20	A
Peak Pulse Current on tp=10/1000µs waveform (Notes 1) Fig.2	I <sub>PPM</sub>	see Table 1	A
Steady State Power Dissipation (Notes 4)	P <sub>M(AV)</sub>	1	W
ESD IEC-61000-4-2 (Air) ESD IEC-61000-4-2 (Contact)	V <sub>ESD</sub>	±30 ±30	kV
Operating Junction and Storage Temperature Range	T <sub>J</sub> , T <sub>STG</sub>	-55 to +150	°C
Typical thermal resistance	R <sub>θJA</sub>	180	°C

### NOTES :

- 1.Non-repetitive current pulse, per Fig.3 and derated above T<sub>A</sub>=25°C per Fig.2 .
- 2.Mounted on 5mm<sup>2</sup> copper pads to each terminal.
- 3.8.3ms single half sine-wave, or equivalent square wave, duty cycle = 4 pulses per minutes maximum.
- 4.Lead temperature at 75°C =T<sub>L</sub> .
- 5.Peak pulse power waveform is tp=10/1000µs.
- 6.A transient suppressor is selected according to the working peak reverse voltage(V<sub>RWM</sub>), which should be equal to or greater than the DC or continuous peak operating voltage level.



# SMF5.0A-AU SERIES

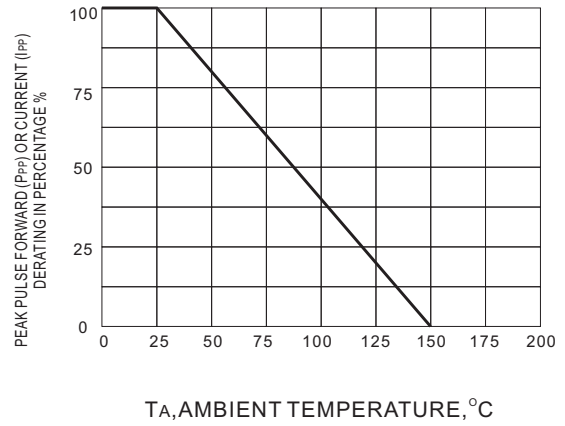
Part Number	V <sub>RWM</sub> (Note 6)	V <sub>BR</sub> @ I <sub>T</sub>			I <sub>R</sub> @ V <sub>RWM</sub>	V <sub>C</sub> @ I <sub>PP</sub>		Marking Code
		Min.	Max.	I <sub>T</sub>		V	A	
	V	V	V	mA	μA			
200W Transient Voltage Suppressor								
SMF5.0A-AU	5	6.4	7	10	200	9.2	21.7	HE
SMF6.0A-AU	6	6.7	7.4	10	100	10.3	19.4	HG
SMF6.5A-AU	6.5	7.2	8	10	75	11.2	17.9	HK
SMF7.0A-AU	7	7.8	8.6	10	50	12	16.7	HM
SMF7.5A-AU	7.5	8.3	9.2	1	50	12.9	15.5	HP
SMF8.0A-AU	8	8.9	9.8	1	25	13.6	14.7	HR
SMF8.5A-AU	8.5	9.4	10.4	1	10	14.4	13.9	HT
SMF9.0A-AU	9	10	11.1	1	5	15.4	13	HV
SMF10A-AU	10	11.1	12.3	1	2.5	17	11.8	HX
SMF11A-AU	11	12.2	13.5	1	2.5	18.2	11	HZ
SMF12A-AU	12	13.3	14.7	1	2.5	19.9	10.1	IE
SMF13A-AU	13	14.4	15.9	1	1	21.5	9.3	IG
SMF14A-AU	14	15.6	17.2	1	1	23.2	8.6	IK
SMF15A-AU	15	16.7	18.5	1	1	24.4	8.2	IM
SMF16A-AU	16	17.8	19.7	1	1	26	7.7	IP
SMF17A-AU	17	18.9	20.9	1	1	27.6	7.2	IR
SMF18A-AU	18	20	22.1	1	1	29.2	6.8	IT
SMF20A-AU	20	22.2	24.5	1	1	32.4	6.2	IV
SMF22A-AU	22	24.4	26.9	1	1	35.5	5.6	IX
SMF24A-AU	24	26.7	29.5	1	1	38.9	5.1	IZ
SMF26A-AU	26	28.9	31.9	1	1	42.1	4.8	JE
SMF28A-AU	28	31.1	34.4	1	1	45.4	4.4	JG
SMF30A-AU	30	33.3	36.8	1	1	48.4	4.1	JK
SMF33A-AU	33	36.7	40.6	1	1	53.3	3.8	JM
SMF36A-AU	36	40	44.2	1	1	58.1	3.4	JP
SMF40A-AU	40	44.4	49.1	1	1	64.5	3.1	JR
SMF43A-AU	43	47.8	52.8	1	1	69.4	2.9	JT
SMF45A-AU	45	50	55.3	1	1	72.7	2.8	JV
SMF48A-AU	48	53.3	58.9	1	1	77.4	2.6	JX
SMF51A-AU	51	56.7	62.7	1	1	82.4	2.4	JZ
SMF54A-AU	54	60	66.3	1	1	87.1	2.3	RE
SMF58A-AU	58	64.4	71.2	1	1	93.6	2.1	RG
SMF60A-AU	60	66.7	73.7	1	1	96.8	1.8	RK
SMF64A-AU	64	71.1	78.6	1	1	103	1.7	RM
SMF70A-AU	70	77.8	86	1	1	113	1.5	RP



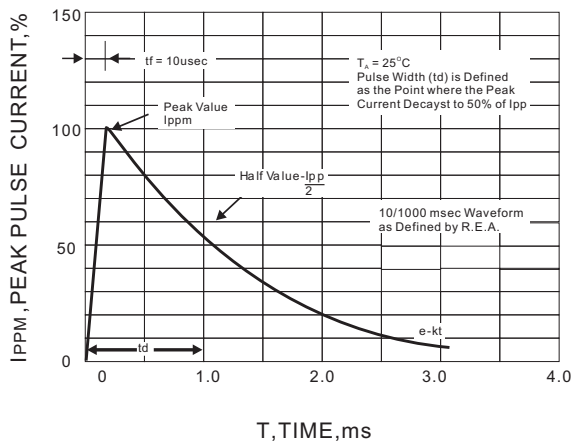
# SMF5.0A-AU SERIES



**Fig.1 PEAK PULSE POWER RATING CURVE**



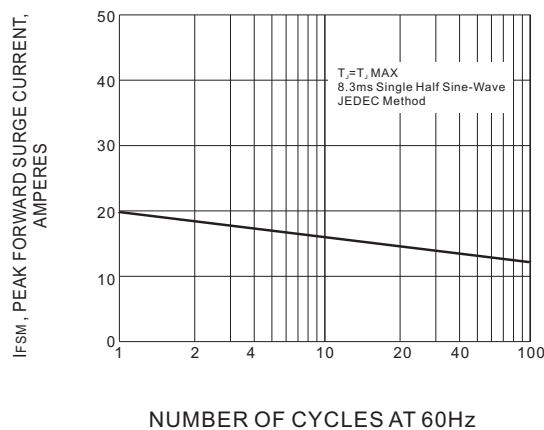
**Fig.2 DERATING CURVE**



**Fig.3 PULSE WAVEFORM**



**Fig.4 TYPICAL JUNCTION CAPACITANCE**



**Fig.5 MAXIMUM NON-REPETITIVE PEAK FORWARD SURGE CURRENT**

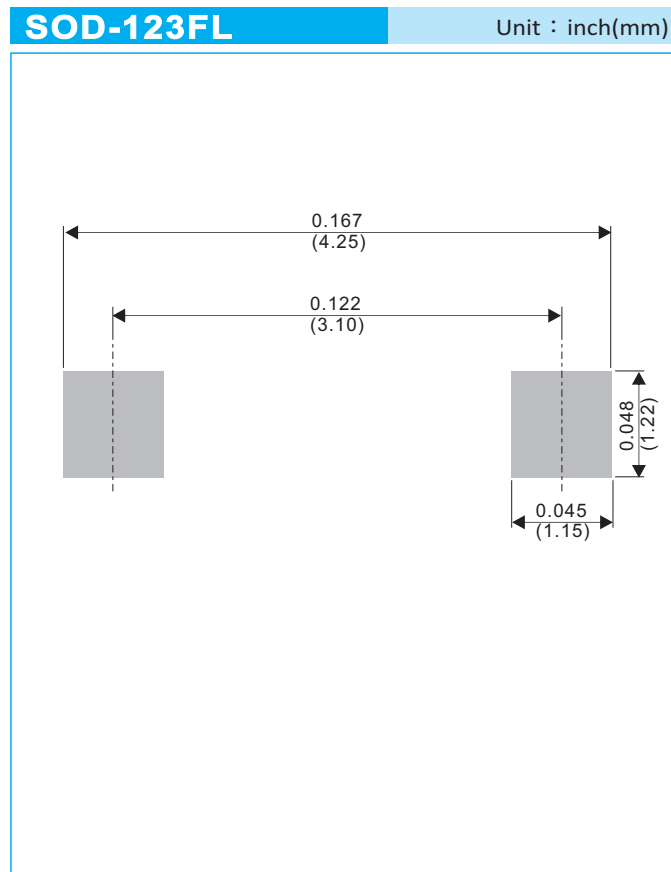


# SMF5.0A-AU SERIES

## PART NO PACKING CODE VERSION

Part No Packing Code	Package Type	Packing Type	Marking	Version
SMF5.0A-AU_R1_000A1	SOD-123FL	3K pcs / 7" reel	HE	Halogen free
SMF5.0A-AU_R1_000A1	SOD-123FL	10K pcs / 13" reel	HE	Halogen free

## MOUNTING PAD LAYOUT





## SMF5.0A-AU SERIES

---

### Disclaimer

- Reproducing and modifying information of the document is prohibited without permission from Panjit International Inc..
- Panjit International Inc. reserves the rights to make changes of the content herein the document anytime without notification. Please refer to our website for the latest document.
- Panjit International Inc. disclaims any and all liability arising out of the application or use of any product including damages incidentally and consequentially occurred.
- Panjit International Inc. does not assume any and all implied warranties, including warranties of fitness for particular purpose, non-infringement and merchantability.
- Applications shown on the herein document are examples of standard use and operation. Customers are responsible in comprehending the suitable use in particular applications. Panjit International Inc. makes no representation or warranty that such applications will be suitable for the specified use without further testing or modification.
- The products shown herein are not designed and authorized for equipments relating to human life and for any applications concerning life-saving or life-sustaining, such as medical instruments, aerospace machinery et cetera. Customers using or selling these products for use in such applications do so at their own risk and agree to fully indemnify Panjit International Inc. for any damages resulting from such improper use or sale.
- Since Panjit uses lot number as the tracking base, please provide the lot number for tracking when complaining.

## X-ON Electronics

Largest Supplier of Electrical and Electronic Components

*Click to view similar products for [ESD Suppressors / TVS Diodes](#) category:*

*Click to view products by [Panjit](#) manufacturer:*

Other Similar products are found below :

[60KS200C](#) [D18V0L1B2LP-7B](#) [D5V0F4U5P5-7](#) [NTE4902](#) [P4KE27CA](#) [P6KE11CA](#) [P6KE39CA-TP](#) [P6KE8.2A](#) [JANTX1N6053A](#)  
[SA110CA](#) [SA60CA](#) [SA64CA](#) [SMBJ12CATR](#) [SMBJ33CATR](#) [SMBJ8.0A](#) [ESD101-B1-02ELS E6327](#) [ESD105-B1-02EL E6327](#) [ESD112-B1-02EL E6327](#) [ESD119B1W01005E6327XTSA1](#) [ESD5V0L1B02VH6327XTSA1](#) [ESD7451N2T5G](#) [19180-510](#) [CPDT-5V0USP-HF](#)  
[3.0SMCJ33CA-F](#) [3.0SMCJ36A-F](#) [HSPC16701B02TP](#) [JANTX1N6126A](#) [JANTX1N6462](#) [JANTX1N6465](#) [USB50805e3/TR7](#)  
[D3V3Q1B2DLP3-7](#) [D55V0M1B2WS-7](#) [DRTR5V0U4SL-7](#) [SCM1293A-04SO](#) [ESD200-B1-CSP0201 E6327](#) [SM12-7](#) [SM1605E3/TR13](#)  
[SMLJ45CA-TP](#) [CEN955 W/DATA](#) [82350120560](#) [VESD12A1A-HD1-GS08](#) [CPDUR5V0R-HF](#) [CPDQC5V0U-HF](#) [CPDQC5V0USP-HF](#)  
[CPDQC5V0-HF](#) [D1213A-01LP4-7B](#) [ESD101-B1-02EL E6327](#) [824500181](#) [MMAD1108/TR13](#) [5KP100A](#)