



Kenbotong Technology Co., Ltd.

SPECIFICATION

Vendor Name	Shenzhen kenhaitong antenna technology co,Ltd.				
Customer Name	Particle				
Sample Name	FPC Antenna				
Part Number	G142-10005-A				
Specification					
Inspection Item	Performance	Total Appearance	structure	Others	Inspection Result
Remark					
QA Audit		Engineer Audit		Sales Confirm	
The following are filled by Customer					
Customer Evaluation					
Signation/ Chapter by Customer	date:				



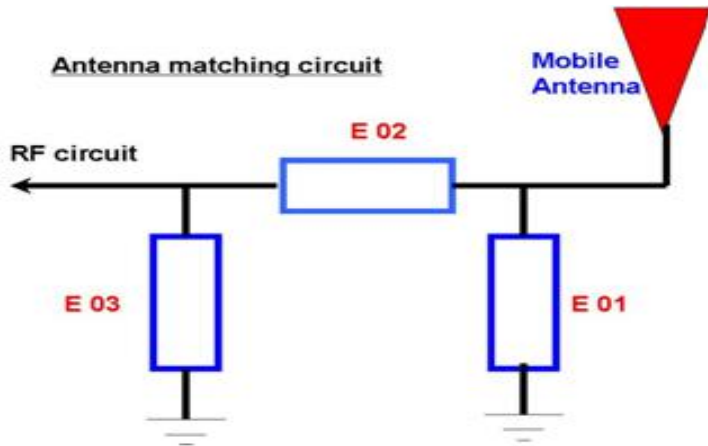
Kenbotong Technology Co., Ltd.

Antenna Test Report

Test by : Shenzhen kenhaitong antenna technology co, ltd			
Material	FPC+IPEX Connector		
Antenna Type	MonopoleType	Polarization mode	Linear
Band	CAT/B2/4/12	VSWR	≤2.5
Power	Max : 5W	Impedance	50Ω
Peak Gain dBi	4.71dBi		
Test Equipment	HPE5071C、Shielding Room、3D automatic turntable		
Antenna Description: : 1. Grounding processing and picture description: no 2. Need to change the motherboard to match: no <ul style="list-style-type: none">● Test voltage: 3.6V, check the antenna contact is good before testing.● The RF cable of the integrated tester is kept in a natural state and can not be curled. Specification:test the specified power level, all indicators must conform to the specifications.			
Page	Content		
2	Antenna Matching Circuit		
3	Test Data		
4	Test environment and test methods		

Kenbotong Technology Co., Ltd.

Antenna Matching Circuit



E01	E02	E03
No	No	No





Kenbotong Technology Co., Ltd.

Band	700/850/900	1575	1700/1800/1900	2100	2400	2600
Standard	CELL	GPS	CELL	CELL	ISM	CELL
Frequency(MHz)	698-960	1575.42	1710-1990	1755-2170	2400-2500	2500-2690
Max VSWR	2:1	2.5:1	2.3:1	2.1:1	1.8:1	2:1
Max Return Loss(dB)	-10	-6	-9	-9	-11	-10
Peak Gain(dBi)	1.42	2.61	3.77	4.62	4.71	4.66
Efficiency(%)	50.23	60	69.37	62.63	70.28	60.52
Average Gain(dB)	-2.8	-1	-1.9	-2.65	-2.1	-2.2
Radiation Properties	Omnidirectional					
Max Input Power	5W					
Polarization	Linear					
Impedance	50 Ohms					

Item	Measurement	Band	Channel	Frequency	Max	Min	Total
1	TRP	CATM1_B1	18050	1925	23.08	0.74	19.25
2	TRP	CATM1_B1	18550	1975	23.56	1.62	19.55
3	TRP	CATM1_B3	19250	1715	22.78	-6.07	18.78
4	TRP	CATM1_B3	19900	1780	20.75	-12.32	17.87
5	TRP	CATM1_B5	20450	829	20.84	2.02	18.12
6	TRP	CATM1_B5	20600	844	23.32	1.45	19.96
7	TRP	CATM1_B8	21500	885	22.84	-2.68	20.53
8	TRP	CATM1_B8	21750	910	22.03	-0.4	19.88
9	TRP	CATM1_B13	23230	782	19.94	-6.04	17.17
10	TRP	CATM1_B18	23900	820	20.92	0.6	17.48
11	TRP	CATM1_B18	23950	825	21.27	2.39	18.44
12	TRP	CATM1_B19	24050	835	22.83	1.88	19.2
13	TRP	CATM1_B19	24100	840	22.87	2.08	19.68
14	TRP	CATM1_B20	24200	837	22.63	2.26	19.17



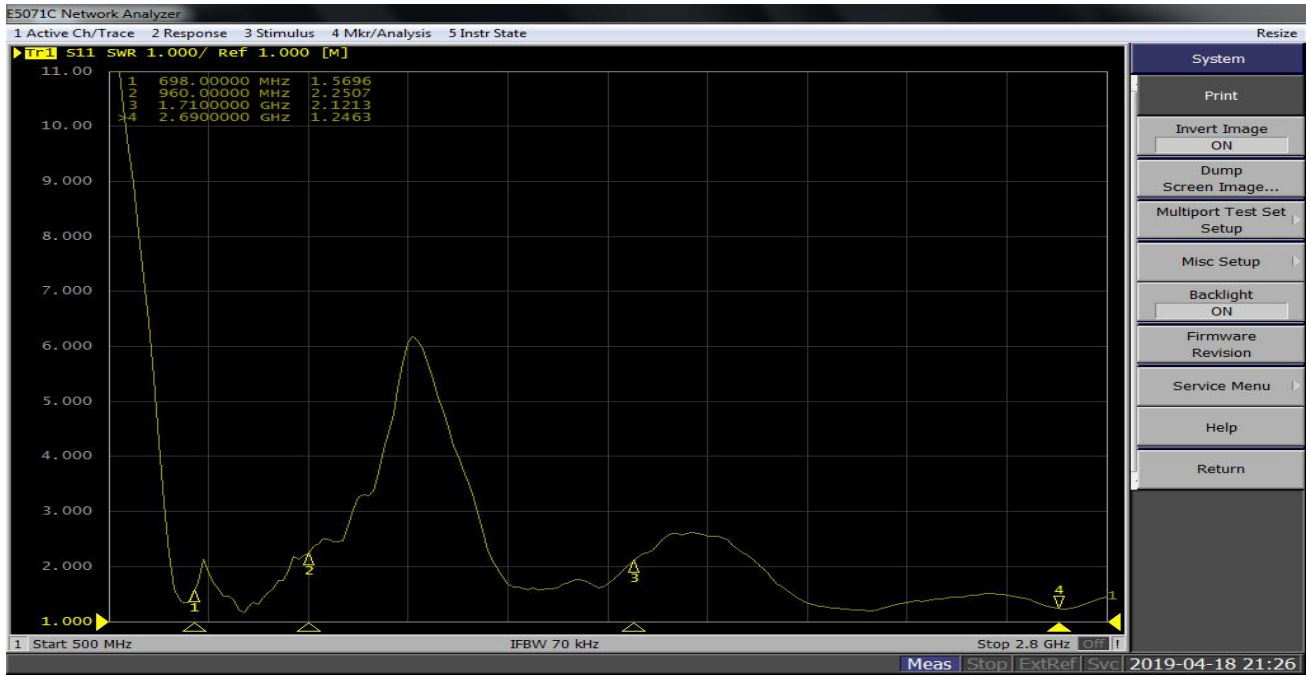
Kenbotong Technology Co., Ltd.

15	TRP	CATM1_B20	24400	857	21.98	1.1	18.99
16	TRP	CATM1_B26	26740	819	21.42	-1.04	18.64
17	TRP	CATM1_B26	26990	844	22.23	2.99	19.67
18	TRP	CATM1_B28	27260	708	21.33	-0.18	18.91
19	TRP	CATM1_B28	27610	743	19.75	-6.05	17.34


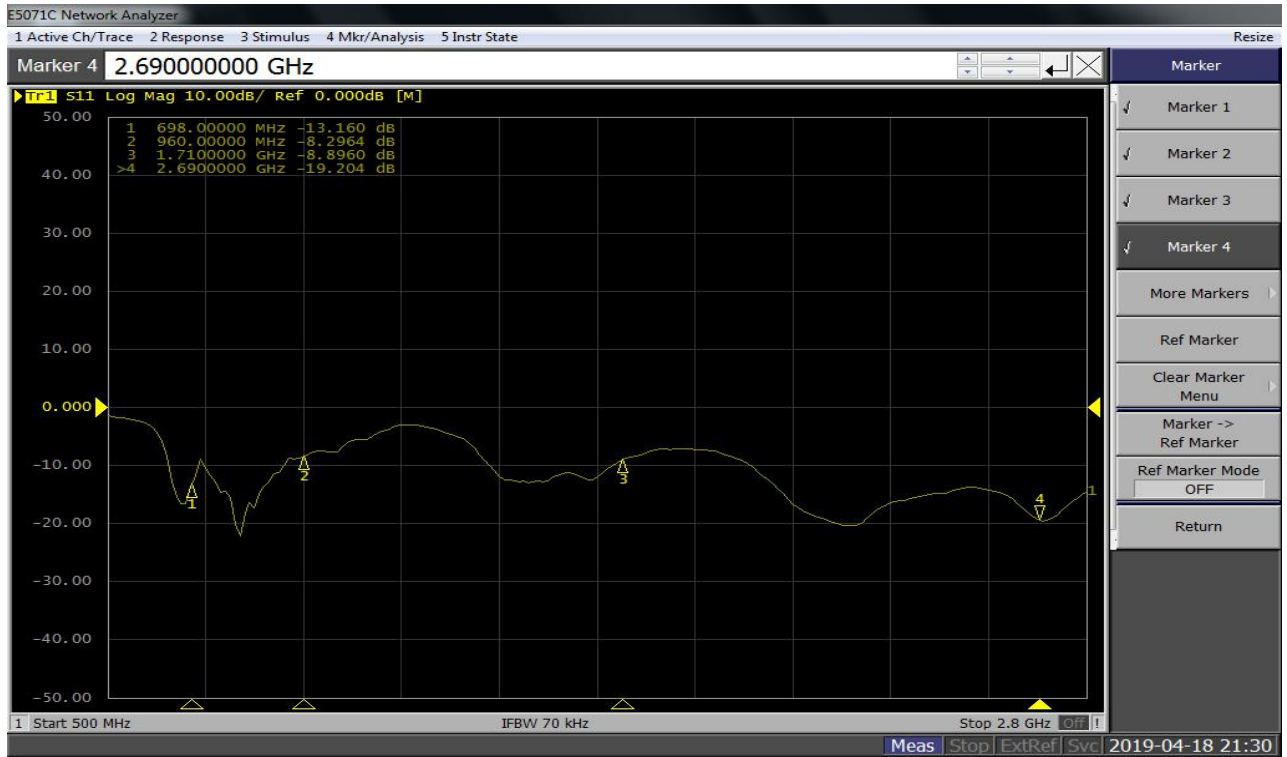
Item	Measurement	Standard	Band	Channel	Frequency	Max	Min	Total
1	TIS	CAT_M1	CATM1_B1	550	2165	101.58	67.62	97.81
2	TIS	CAT_M1	CATM1_B3	1900	1875	99.11	74.19	95.6
3	TIS	CAT_M1	CATM1_B5	2600	889	99.19	72.86	96.76
4	TIS	CAT_M1	CATM1_B8	3750	955	97.79	67.38	95.46
5	TIS	CAT_M1	CATM1_B13	5230	751	90.05	66.2	86.9
6	TIS	CAT_M1	CATM1_B18	5950	870	99.5	73.46	96.77
1	TIS	CAT_M1	CATM1_B19	6100	885	98.35	68.94	96.46
2	TIS	CAT_M1	CATM1_B20	6400	816	93.83	67.79	91.78
3	TIS	CAT_M1	CATM1_B26	8990	889	98.25	67.16	96.13
4	TIS	CAT_M1	CATM1_B28	9610	798	91.13	68.43	89.9



Kenbotong Technology Co., Ltd.



Kenbotong Technology Co., Ltd.



Kenbotong Technology Co., Ltd.

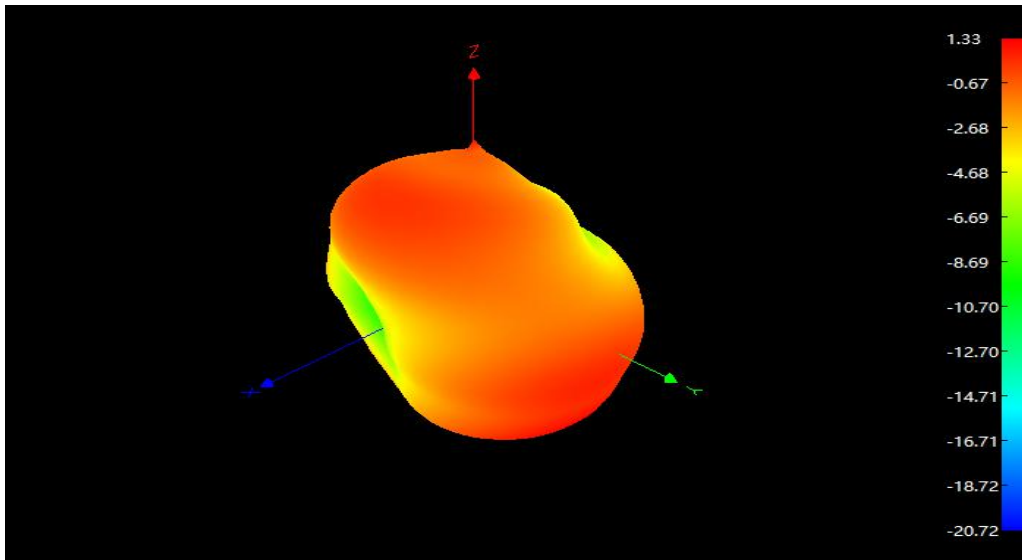


Figure 1. Radiation Pattern at 698MHz of KBT Antenna.

Kenbotong Technology Co., Ltd.

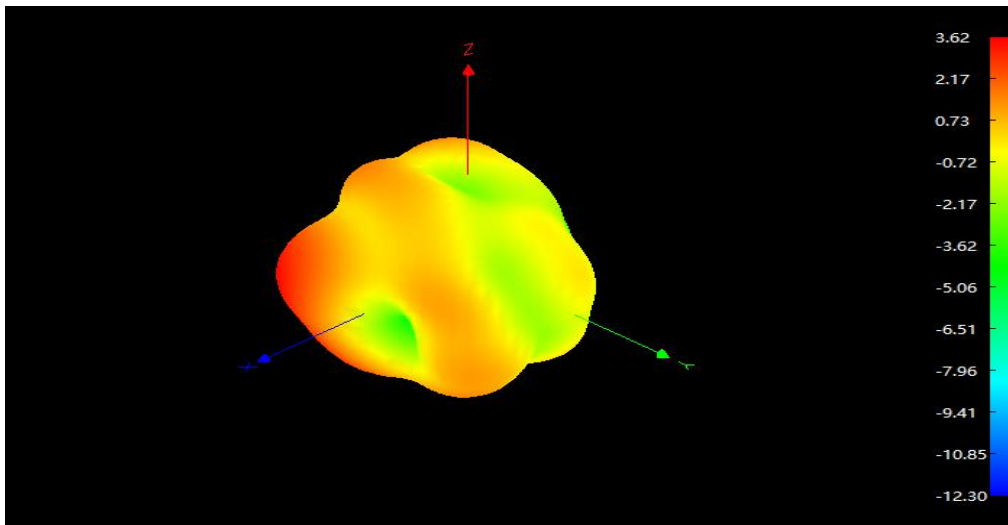


Figure 2. Radiation Pattern at 1710 MHz of KBT Antenna.

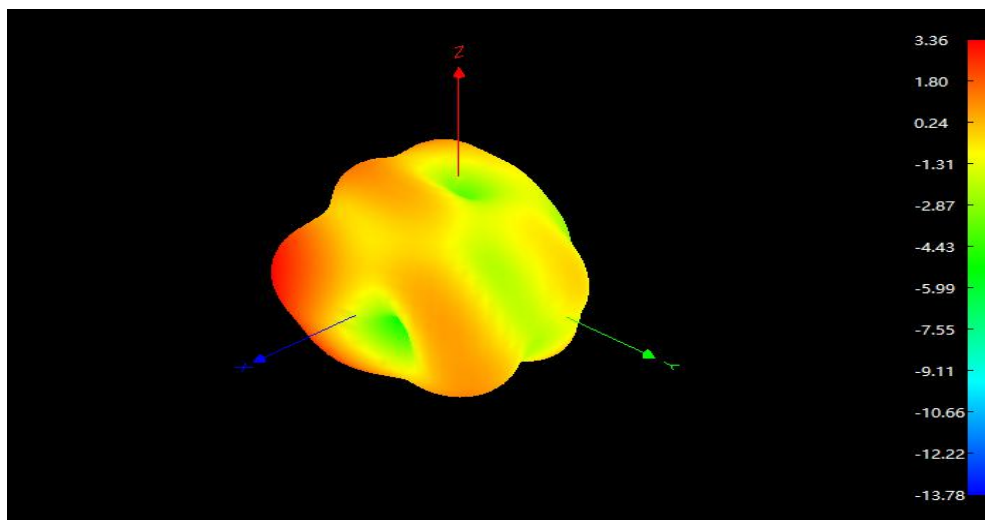


Figure 3. Radiation Pattern at 2170MHz of KBT Antenna.

Kenbotong Technology Co., Ltd.

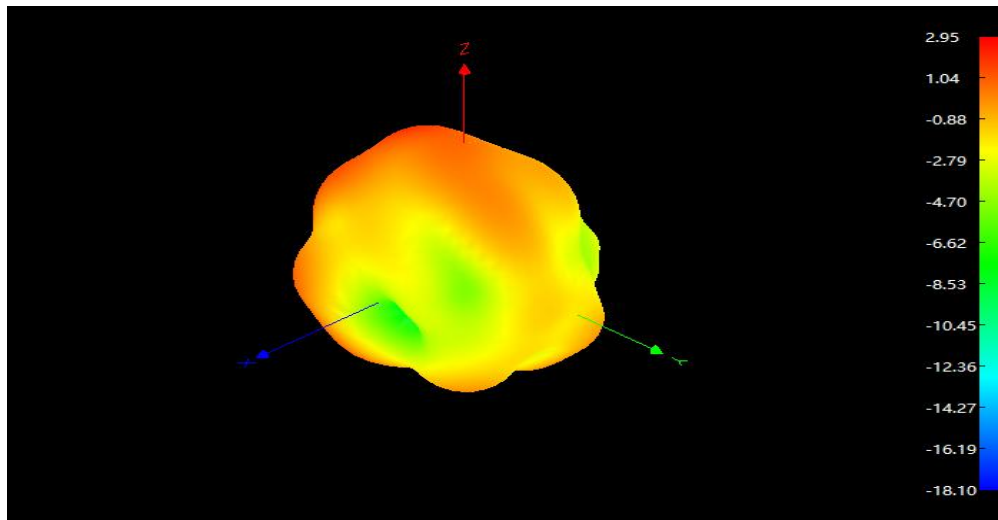


Figure 4. Radiation Pattern at 2450 MHz of KBT Antenna.

Kenbotong Technology Co., Ltd.

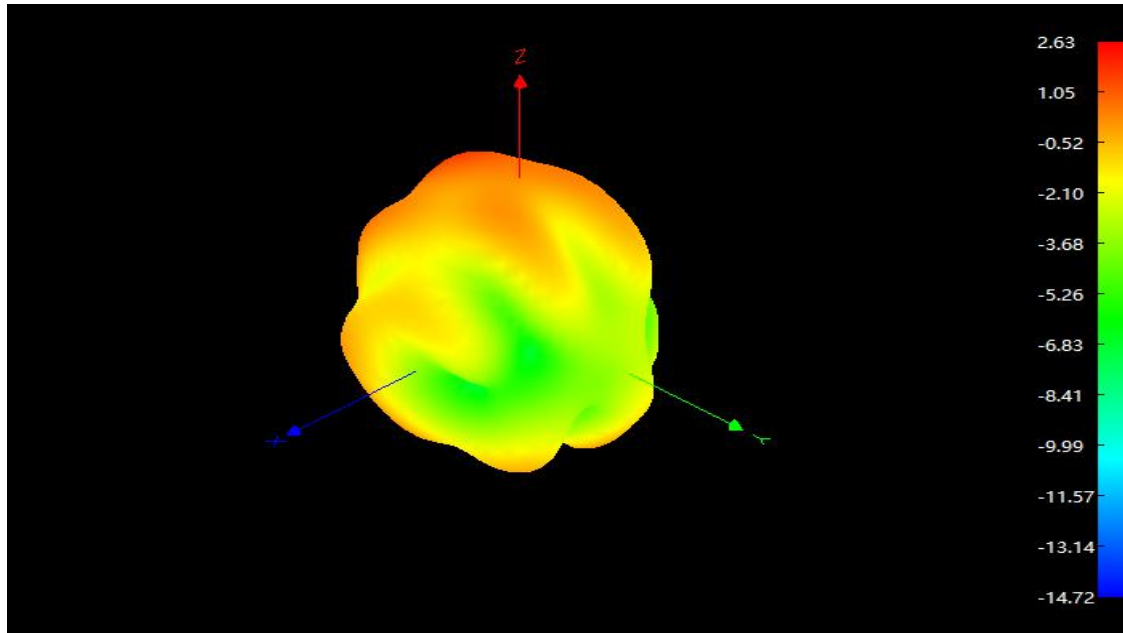


Figure 5. Radiation Pattern at 2690 MHz of KBT Antenna.

MECHANICAL	
Dimensions(mm)	97*21*0.2
material	Flexible polymer
Connector and cable	IPEX1 and 1.13 coax



Kenbotong Technology Co., Ltd.

Cable length	160mm
--------------	-------

ENVIRONMENTAL	
Operation temperature	-40°C to 85°C
Storage temperature	-40°C to 85°C
Relative Humidity	40% to 95%
Rohs Compliant	yes

X-ON Electronics

Largest Supplier of Electrical and Electronic Components

Click to view similar products for [Antennas](#) category:

Click to view products by [Particle manufacturer](#):

Other Similar products are found below :

[GAN30084EU](#) [930-033-R](#) [GW17.07.0250E](#) [1513563-1](#) [EXE902SM](#) [APAMPG-117](#) [MAF94383](#) [W3908B0100](#) [W6102B0100](#) [YE572113-30RSMM](#) [108-00014-50](#) [66089-2406](#) [SPDA17RP918](#) [A09-F8NF-M](#) [A09-F5NF-M](#) [RGFRA1903041A1T](#) [W3593B0100](#) [W3921B0100](#) [SIMNA-868](#) [SIMNA-915](#) [SIMNA-433](#) [W1044](#) [W1049B090](#) [A75-001](#) [WTL2449CQ1-FRSMM](#) [CPL9C](#) [EXB148BN](#) [0600-00060](#) [TRA9020S3PBN-001](#) [Y4503](#) [GD5W-28P-NF](#) [MA9-7N](#) [GD53-25](#) [GD5W-21P-NF](#) [C37](#) [MAF94051](#) [MA9-5N](#) [EXD420PL](#) [B1322NR](#) [QWFTB120](#) [MAF94271](#) [MAF94300](#) [GPSMB301](#) [FG4403](#) [AO-AGSM-OM54](#) [5200232](#) [MIKROE-2349](#) [WCM.01.0111](#) [MIKROE-2393](#) [MIKROE-2352](#)