



Dual Junction Circulator With 36 dB Isolation From 4 GHz to 8 GHz, 10 Watts And SMA Female

Circulators Technical Data Sheet

PE83CR1019

Features

- Dual-Junction Circulator
- Frequency Range of 4 to 8 GHz
- Female SMA Connectors
- Low VSWR
- Forward and Reverse Power of 10 watts

Applications

- Radar Systems
- Military
- Wireless Radio Systems
- Telecom Infrastructure
- Communication Systems
- R&D Labs
- Microwave Radio Systems

Description

The PE83CR1019 is a dual junction circulator offering 36 dB minimum isolation over a frequency band of 4 to 8 GHz. This coaxial part uses SMA female connectors on all ports and has a power rating of 10 watts in the forward and reverse direction.

Pasternack offers a wide variety of circulators to fit your needs. These unique devices enable two signals to use a single channel. The classic use of a circulator (a three port device) is for the line/coax between the antenna and a transceiver, allowing the signal to come from the antenna to the receiver while the transmit signal goes from the transmitter to the antenna. As a dual junction device, this is essentially two circulators in one package and has four ports. This allows for roughly twice the isolation of a standard circulator. By terminating one of the four ports (using a 50 ohm load), it becomes a three port device and can be connected as a standard circulator. An isolator can be created by terminating another port, creating a two port device. These devices can be used in antenna transmitting and receiving, radar, amplifier systems and anything that requires isolation from a signal reflection and the ability to send signals in opposite directions down a single channel. These circulators feature excellent insertion loss, high isolation and reliability.

Electrical Specifications

Description	Minimum	Typical	Maximum	Units
Frequency Range	4		8	GHz
Impedance		50		Ohms
Insertion Loss			1	dB
Isolation	36			dB
VSWR			1.3:1	
Forward Power, CW			10	Watts
Forward Power, Peak			30	Watts
Reverse Power, CW			10	Watts

Electrical Specification Notes: Values at 25°C, sea level.

Click the following link (or enter part number in "SEARCH" on website) to obtain additional part information including price, inventory and certifications: [Dual Junction Circulator With 36 dB Isolation From 4 GHz to 8 GHz, 10 Watts And SMA Female PE83CR1019](#)



Dual Junction Circulator With 36 dB Isolation From 4 GHz to 8 GHz, 10 Watts And SMA Female

Circulators Technical Data Sheet

PE83CR1019

Mechanical Specifications

Size

Length	2 in [50.8 mm]
Width	0.63 in [16 mm]
Height	1 in [25.4 mm]
Weight	0.18 lbs [81.65 g]

Configuration

Design	Dual Junction
Connector 1	SMA Female
Connector 2	SMA Female
Connector 3	SMA Female
Connector 4	SMA Female

Environmental Specifications

Temperature

Operating Range	0 to +50 deg C
-----------------	----------------

Compliance Certifications (visit www.Pasternack.com for current document)

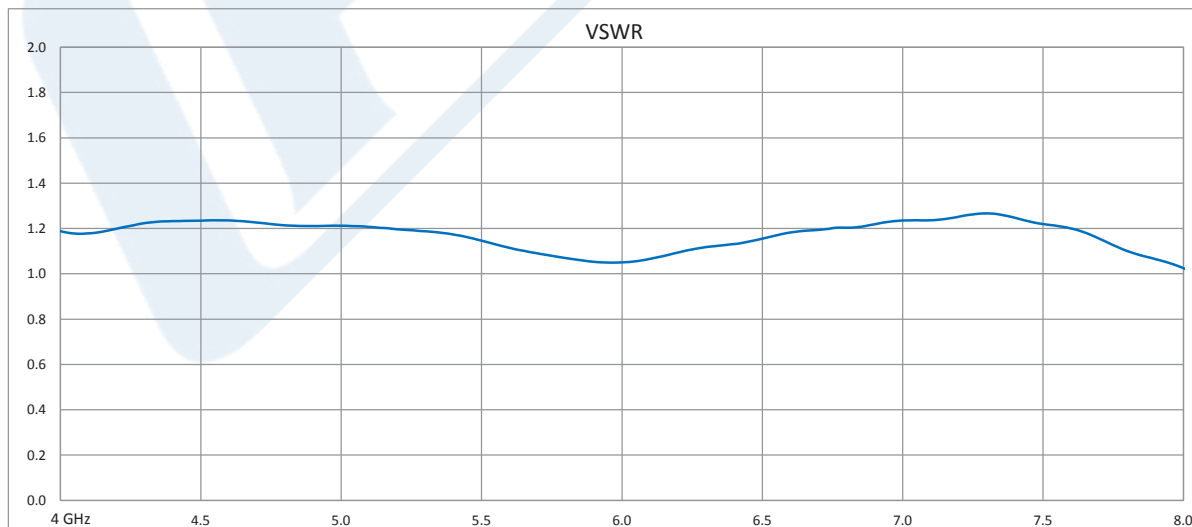
RoHS Compliant	
REACH Compliant	12/17/2015

Plotted and Other Data

Notes:

- Values at 25°C, sea level.

Typical Performance Data



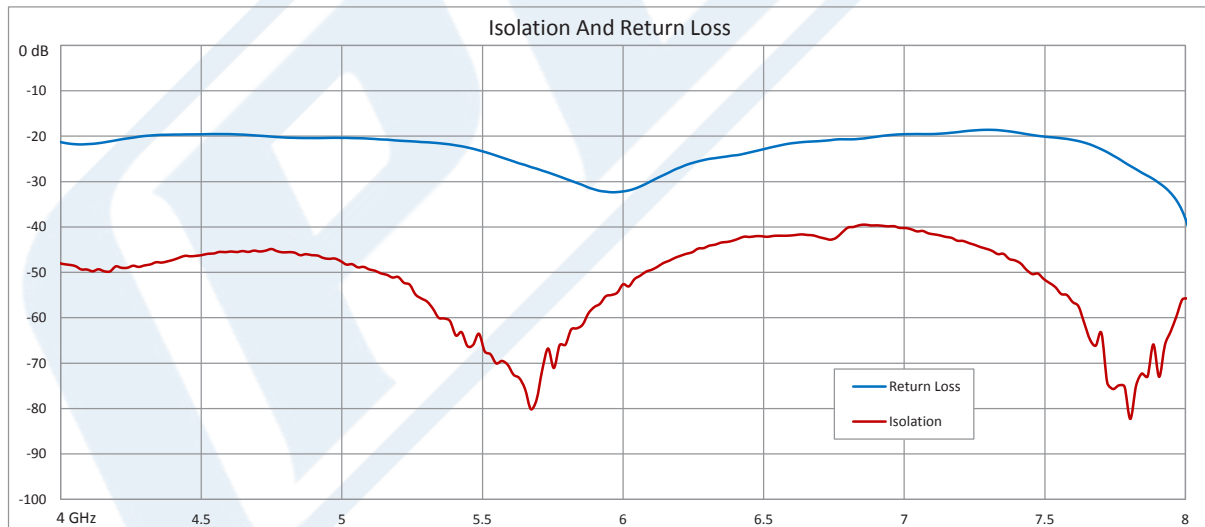
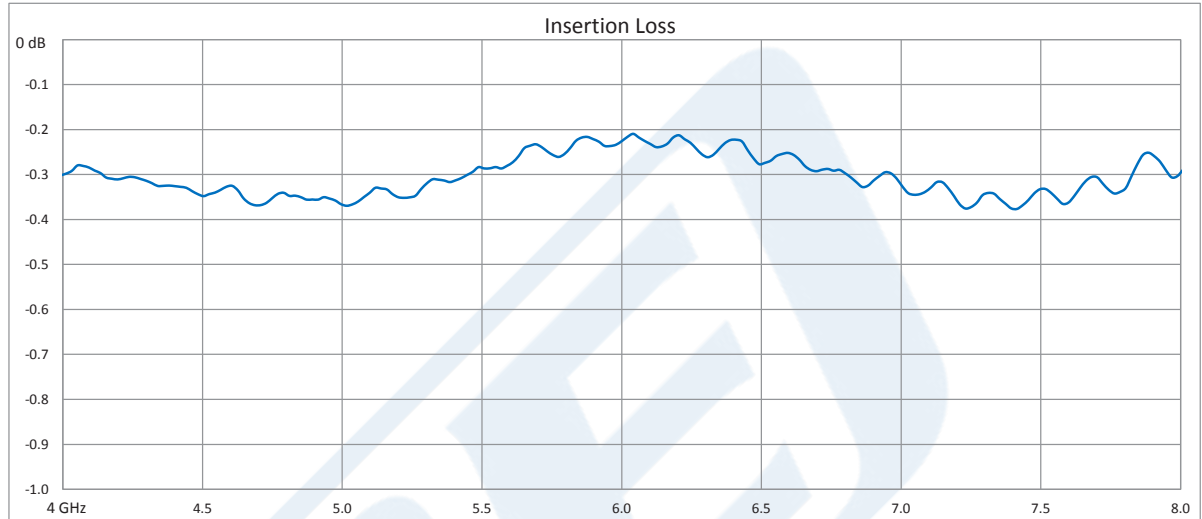
Click the following link (or enter part number in "SEARCH" on website) to obtain additional part information including price, inventory and certifications: [Dual Junction Circulator With 36 dB Isolation From 4 GHz to 8 GHz, 10 Watts And SMA Female PE83CR1019](#)



Dual Junction Circulator With 36 dB Isolation From 4 GHz to 8 GHz, 10 Watts And SMA Female

Circulators Technical Data Sheet

PE83CR1019



Click the following link (or enter part number in "SEARCH" on website) to obtain additional part information including price, inventory and certifications: [Dual Junction Circulator With 36 dB Isolation From 4 GHz to 8 GHz, 10 Watts And SMA Female PE83CR1019](#)



Dual Junction Circulator With 36 dB Isolation From 4 GHz to 8 GHz, 10 Watts And SMA Female

Circulators Technical Data Sheet

PE83CR1019

Dual Junction Circulator With 36 dB Isolation From 4 GHz to 8 GHz, 10 Watts And SMA Female from Pasternack Enterprises has same day shipment for domestic and International orders. Our RF, microwave and millimeter wave products maintain a 99% availability and are part of the broadest selection in the industry.

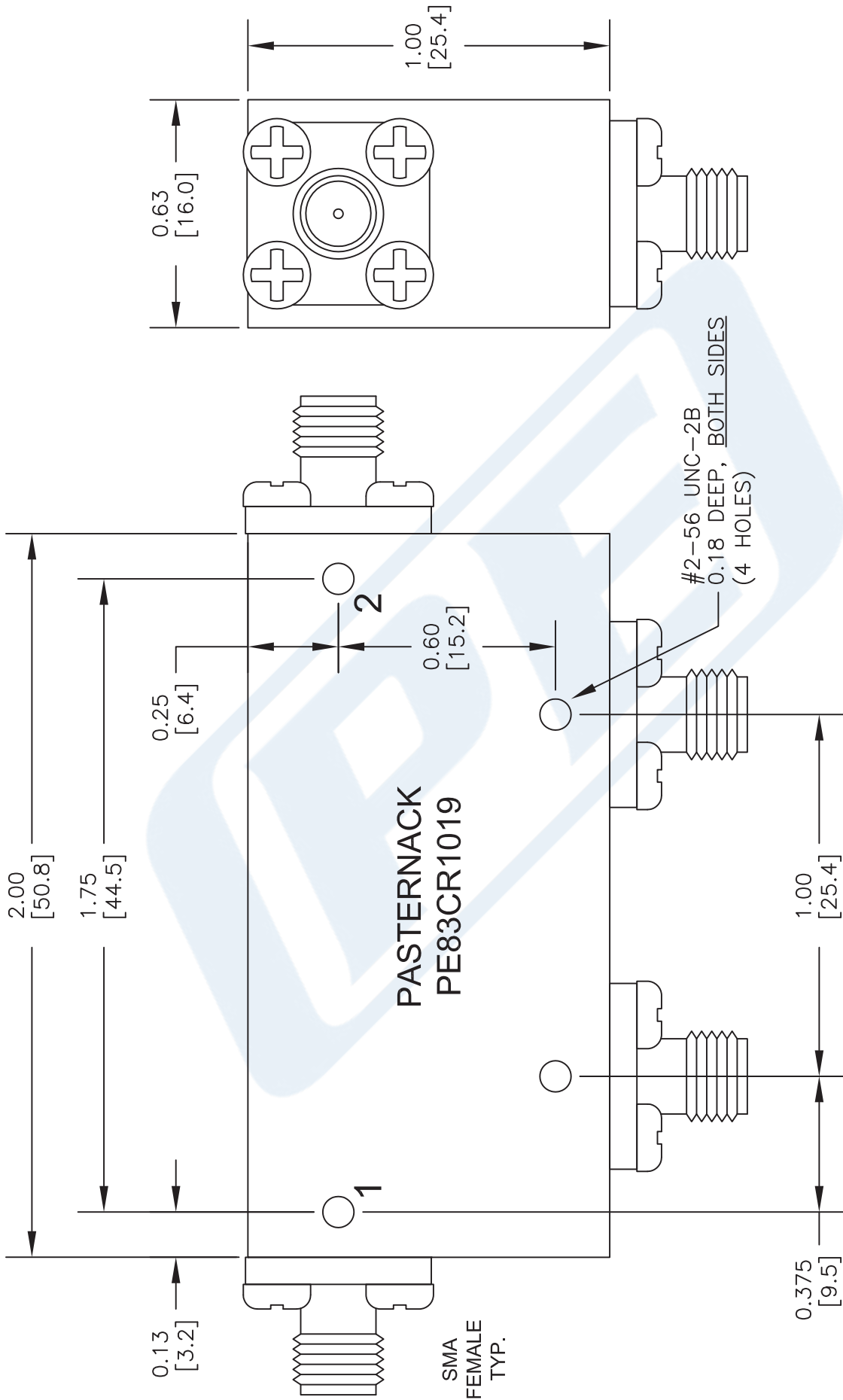
Click the following link (or enter part number in "SEARCH" on website) to obtain additional part information including price, inventory and certifications: [Dual Junction Circulator With 36 dB Isolation From 4 GHz to 8 GHz, 10 Watts And SMA Female PE83CR1019](http://www.pasternack.com/dual-junction-circulator-36db-isolation-8-ghz-10-watts-sma-female-pe83cr1019-p.aspx)

URL: <http://www.pasternack.com/dual-junction-circulator-36db-isolation-8-ghz-10-watts-sma-female-pe83cr1019-p.aspx>

The information contained in this document is accurate to the best of our knowledge and representative of the part described herein. It may be necessary to make modifications to the part and/or the documentation of the part, in order to implement improvements. Pasternack reserves the right to make such changes as required. Unless otherwise stated, all specifications are nominal. Pasternack does not make any representation or warranty regarding the suitability of the part described herein for any particular purpose, and Pasternack does not assume any liability arising out of the use of any part or documentation.

PE83CR1019 CAD Drawing

Dual Junction Circulator With 36 dB Isolation From 4 GHz to 8 GHz, 10 Watts And SMA Female



DWG TITLE

PE83CR1019

NOTES:
 1. UNLESS OTHERWISE SPECIFIED ALL DIMENSIONS ARE NOMINAL.
 2. ALL SPECIFICATIONS ARE SUBJECT TO CHANGE WITHOUT NOTICE AT ANY TIME.
 3. DIMENSIONS ARE IN INCHES [mm].

FSCM NO. 53919

CAD FILE 012516

SCALE N/A

SIZE A

2233



Pasternack Enterprises, Inc.
 P.O. Box 16759 | Irvine | CA | 92623

Phone: (949) 261-1920 | Fax: (949) 261-7451

Website: www.pasternack.com | E-Mail: sales@pasternack.com

X-ON Electronics

Largest Supplier of Electrical and Electronic Components

Click to view similar products for [Circuit Breakers](#) category:

Click to view products by [Pasternack](#) manufacturer:

Other Similar products are found below :

[LUGZX66-1-61-20.0-44](#) [M39019/01-201](#) [M39019/01-221](#) [M39019/04-249S](#) [M39019/04-313S](#) [M55629/1-016](#) [M55629/1-018](#) [M55629/1-021](#)
[M55629/1-033](#) [M55629/1-046](#) [M55629/1-048](#) [M55629/1-058](#) [M55629/1-067](#) [M55629/1-070](#) [M55629/1-079](#) [M55629/1-084](#) [M55629/1-085](#)
[M55629/1-109](#) [M55629/11-102](#) [M55629/12-045](#) [M55629/12-046](#) [M55629/1-330](#) [M55629/1-366](#) [M55629/1-387](#) [M55629/1-401](#) [M55629/2-](#)
[022](#) [M55629/2-030](#) [M55629/2-072](#) [M55629/2-082](#) [M55629/2-099](#) [M55629/2-101](#) [M55629/2-102](#) [M55629/21-BM-BM](#) [M55629/21-HM-HM](#)
[M55629/21-NS-NS](#) [M55629/22-NR-NR-NR](#) [M55629/22-RS-RS-RS](#) [M55629/2-347](#) [M55629/2-401](#) [M55629/2-413](#) [M55629/3-030](#)
[M55629/3-050](#) [M55629/3-102](#) [M55629/3-103](#) [M55629/3-128](#) [M55629/3-130](#) [M55629/3-238](#) [M55629/3-386](#) [M55629/3-LBZB](#) [M55629/4-](#)
[115](#)