

# SPECIFICATIONS

## [1.General Specifications]

Product Name		Rotating Beacons				
Model		SKH-M1□□-□		SKH-M2□□-□		
Rated Voltage		12-24V DC		100-240V AC (50/60Hz)		
Operating Voltage Range		10-30V DC		90-250V AC		
Rated Current Consumption	Max.	No Buzzer	12V DC 0.21A	24V DC 0.12A	100V AC 0.07A	240V AC 0.04A
		With Buzzer	0.23A	0.15A	0.08A	0.05A
Rated Power Consumption	Max.	No Buzzer	2.5W		3.0W	
		With Buzzer	2.8W		3.3W	
Operating Ambient Temperature		-10°C to +50°C				
Operating Ambient Humidity		Less than 90 % (No condensation)				
Storage Ambient Temperature		-20°C to +60°C				
Storage Ambient Humidity		Less than 90 % (No condensation)				
Mounting Location		Indoor/Outdoor				
Mounting Direction		Indoor : Upright, Inverted & Sideways Outdoor : Upright				
Protection Rating		IP23(Excluding Terminal Block Opening ※1)				
Environmental Condition		IP65(when used with SZW-103 Rubber Gasket attachment)				
Insulation Resistance		More than 1MΩ at 500V DC between live part and non-current carrying metallic part		More than 3MΩ at 500V DC between live part and non-current carrying metallic part		
Withstand Voltage		500V AC applied for 1min between live part and non-current carrying metallic part without breaking insulation		4,000V AC applied for 1min between live part and non-current carrying metallic part without breaking insulation		
Mass (Typ.)		SKH-M1J	0.33kg	SKH-M2J	0.36kg	
		SKH-M1JB	0.34kg	SKH-M2JB	0.37kg	
		SKH-M1T	0.30kg	SKH-M2T	0.33kg	
		SKH-M1TB	0.31kg	SKH-M2TB	0.34kg	
Sound Pressure Level (Typ.)		88dB				
Environmental Condition		Measured at 1m from the front of the Buzzer Opening				
Rotation Flashing Rate (Typ.)		120 rpm				
Conformity Standards	UL	UL508, CSA-C22.2 No.14 (UL File No.E215660)				
	EMC Directive	EN61000-6-4		EN61000-6-4, EN61000-6-2		
		EN61000-6-2		EN61000-3-2, EN61000-3-3		
	KC	KN61000-6-4, KN61000-6-2				
	FCC	FCC Part15 SubpartB ClassA, ICES-003 ClassA				
	RoHS Directive	EN IEC 63000				
	Low Voltage Directive	IEC/EN60947-5-1,EN62471				
EAC	TPTC020/2011		TPTC020/2011, TPTC004/2011			
Remarks		UL, Low Voltage Directive, and EAC have been evaluated for use in indoor industrial control equipment. ※1 For models with Terminal Block, additional waterproofing may be required depending on operating environment.				

[2.Model Number Configuration]

**S K H - M 1 J B - R**

■ **Rated Voltage・Wiring**

M1J : 12-24V DC ・ Cabtyre Cord  
M1T : 12-24V DC ・ Terminal Block  
M2J : 100-240V AC ・ Cabtyre Cord  
M2T : 100-240V AC ・ Terminal Block

■ **Buzzer**

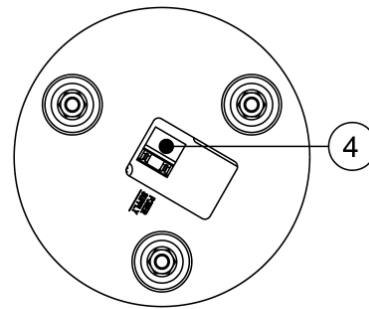
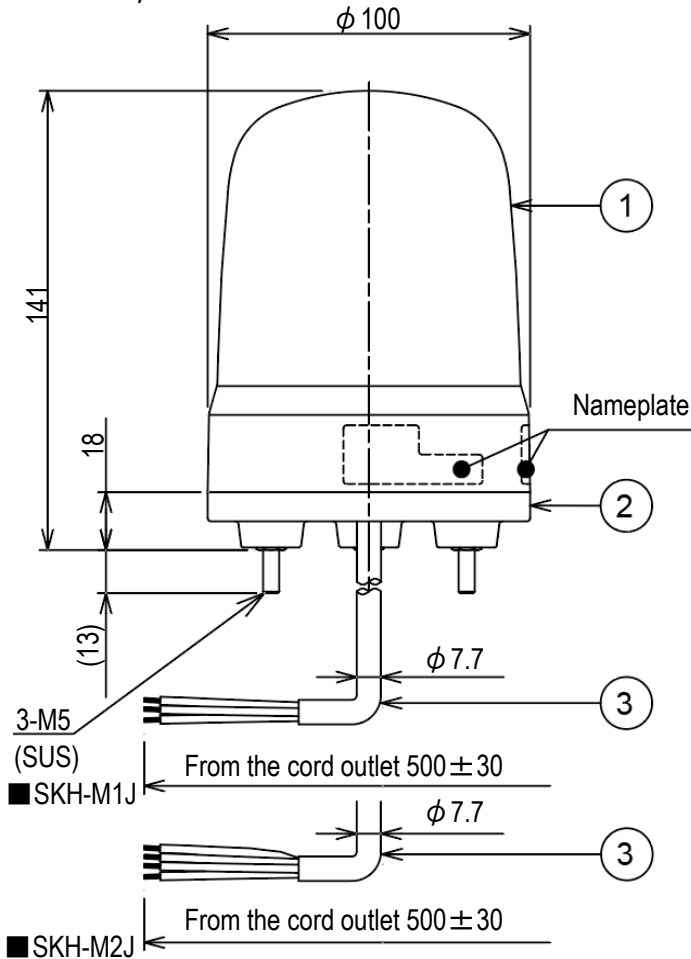
(None) : No Buzzer  
B : With Buzzer

■ **LED Unit Color**



R : Red  
Y : Amber  
G : Green  
B : Blue

[3.Outer Dimensions]

■ SKH-M1J/SKH-M2J



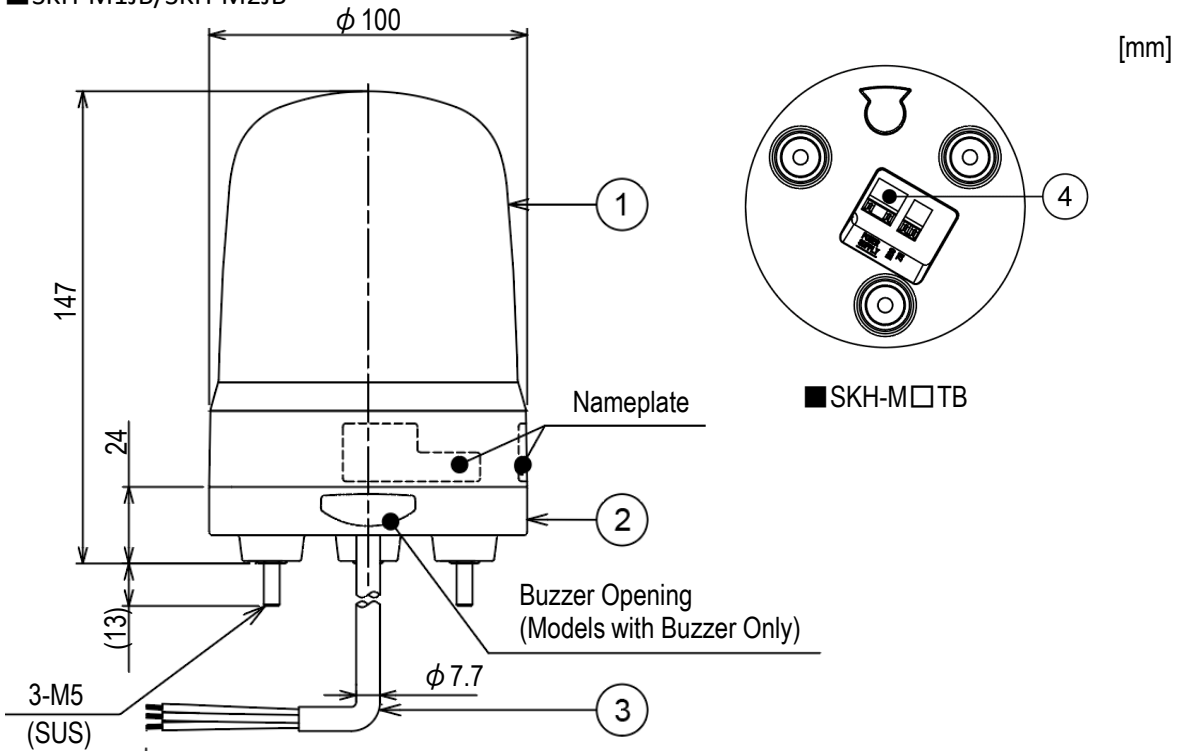
■ SKH-M□T

Accessory	
Plain Washer(M5) SUS	Nut(M5) SUS
	
3 pcs.	3 pcs.

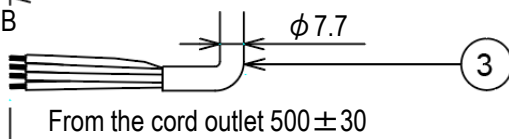
Number	Name	Material・Specification
1	Globe	PC
2	Case	PC
3	Cabtyre Cord	UL2464, PVC, M1J□ : AWG22×3, M2J□ : AWG18×2+AWG24×2
4	Terminal Block	LCP GF, Applicable Wire Size Solid Wire : 0.13-1.5mm <sup>2</sup> , Stranded Wire : AWG28-14

[3.Outer Dimensions]

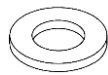

■ SKH-M1JB/SKH-M2JB



■ SKH-M1JB



■ SKH-M2JB

Accessory	
Plain Washer(M5) SUS	Nut(M5) SUS
	
3 pcs.	3 pcs.

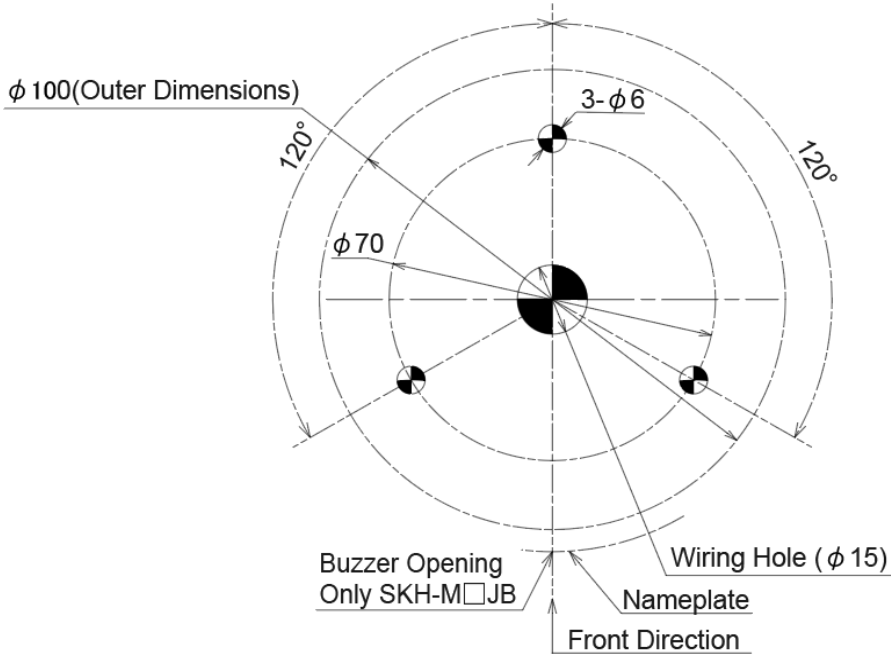
Number	Name	Material · Specification
1	Globe	PC
2	Case	PC
3	Cabletyre Cord	UL2464, PVC, M1J□ : AWG22×3, M2J□ : AWG18×2+AWG24×2
4	Terminal Block	LCP GF, Applicable Wire Size Solid Wire : 0.13-1.5mm <sup>2</sup> , Stranded Wire : AWG28-14

Drawing No.	Rev.	Page
SKH-M1J-W18	E	4 / 5

[4.Mounting Dimensional Drawing]

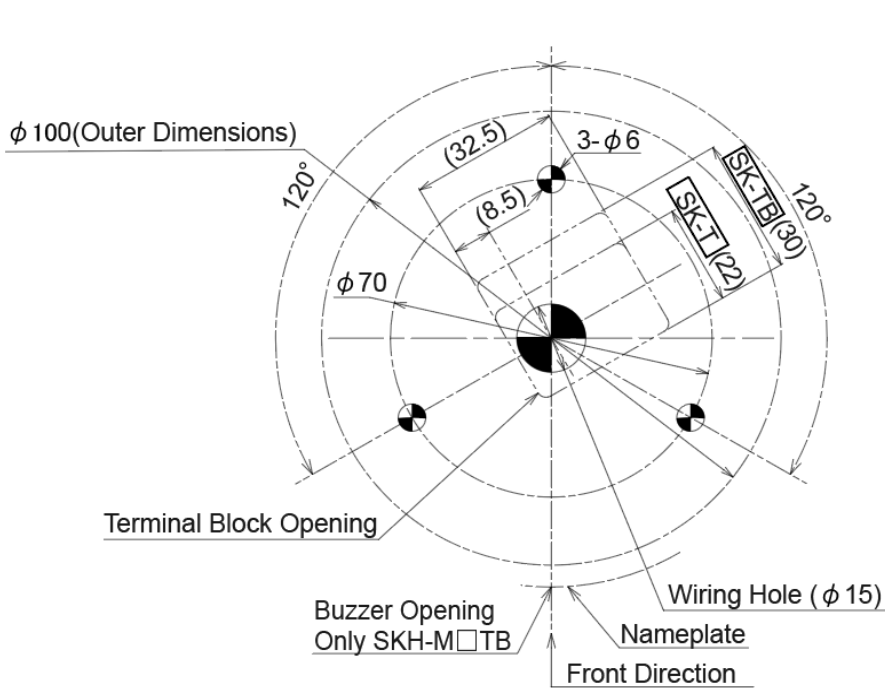
[mm]

■ SKH-M1J□/SKH-M2J□



Recommended Tightening Torque
1.4N·m

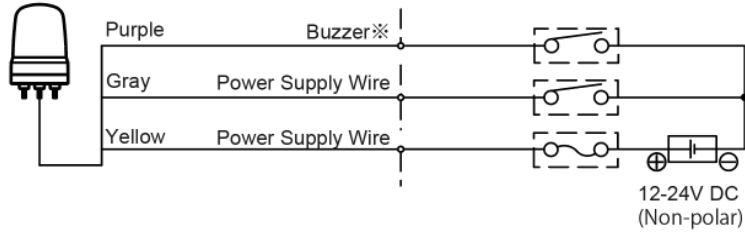
■ SKH-M1T□/SKH-M2T□



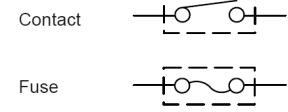
Recommended Tightening Torque
1.4N·m

[5.Wiring Example]

■ SKH-M1J □



Symbol



【External contact capacity of power supply line】

	M1	M2
Current Capacity (Is)	3A or more	1A or more

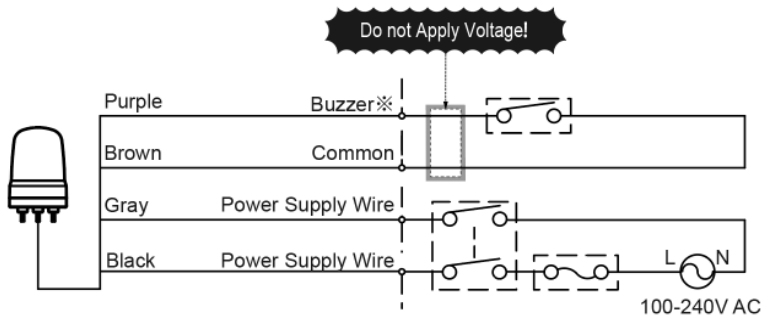
【External contact capacity of signal line and buzzer line】

	M1	M2
Current Capacity (Is)	0.5A or more	0.5A or more
Withstand Voltage (Vs)	35V or more	20V or more

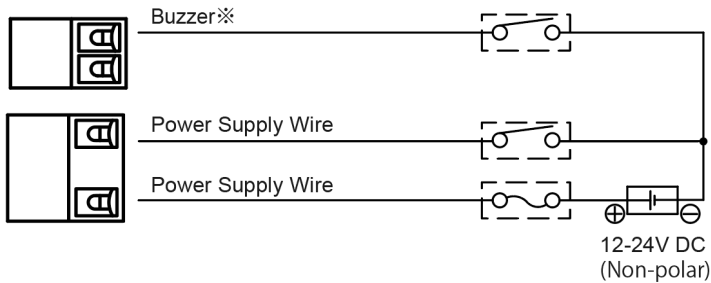
【Fuse】

Fuse Rating	250V 1A
-------------	---------

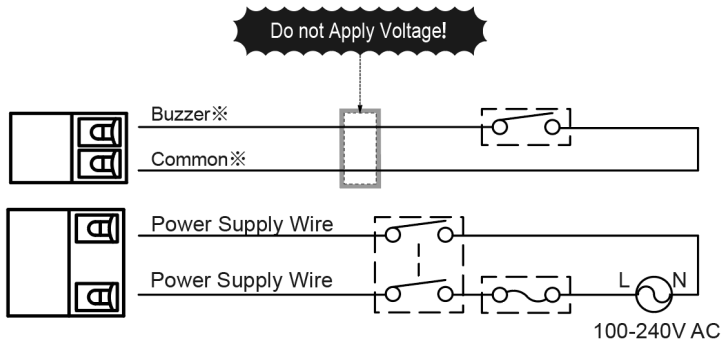
■ SKH-M2J □



■ SKH-M1T □



■ SKH-M2T □



※For No Buzzer Models,  
do not require wiring.

## X-ON Electronics

Largest Supplier of Electrical and Electronic Components

*Click to view similar products for [Patlite](#) manufacturer:*

Other Similar products are found below :

[LA6-3DTNWB-RYG](#) [LR4-302QJBW-RYG](#) [LR6-E-B](#) [LR7-02WTNU](#) [NH-WST](#) [VSST-LR6-502LJBW-RYGBC](#) [NE-ILTB-M](#) [NE-ILXB-M](#)  
[NE-M1ANN-M](#) [NE-M1ATB-M](#) [NE-24A-R](#) [WME-402DFB-RYGB](#) [PFH-BT-R](#) [PFH-BT-Y](#) [WEP-302-RYG](#) [WEP-302FB-RYG](#) [WEP-402FB-RYGB](#) [WEP-502-RYGBC](#) [CLA1S-24A-CD-30](#) [CLA2S-24A-CD-30](#) [CLA3S-24A-CD-30](#) [CLK3C-24AG-CD](#) [CLN-24A-CD-PT](#)  
[CLN-24A-CD-T](#) [CWF3S-24-CD](#) [CWK2S-24-CD](#) [CWK3C-24-CD+FL008](#) [CWK3S-24-CD](#) [CWK6S-24-CD](#) [LA6-3DTNUB-RYG](#) [LA6-3DTNUN-RYG](#) [LA6-5DTNUB-RYGBC](#) [LA6-5DTNUN-RYGBC](#) [LA6-5DTNWB-RYGBC](#) [LFH-24-R](#) [LFH-24-Y](#) [LR4-302QJNW-RYG](#)  
[LR4-402LJBW-RYGB](#) [LR5-02KTNK](#) [LR5-02KTNU](#) [LR5-02WTNW](#) [LR6-202WJBW-RG](#) [LR6-302PJBU-RYG](#) [LR6-302WJBU-RYG](#) [LR6-302WJNU-RYG](#) [LR6-302WJNW-RYG](#) [LR6-3USBK-RYG](#) [LR6-3USBW-RYG](#) [LR6-402WJBW-RYGB](#) [LR6-E-C](#)