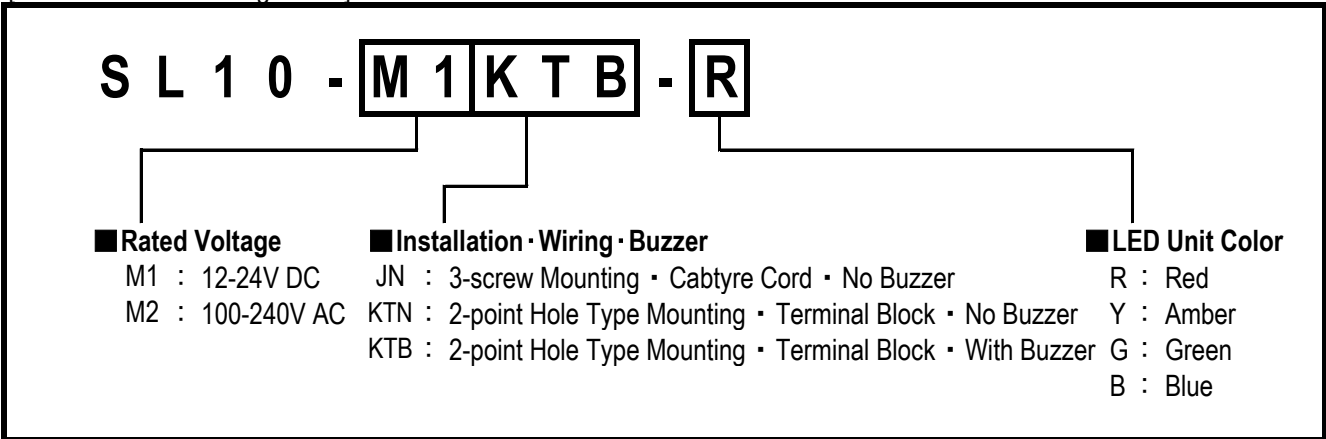


SPECIFICATIONS

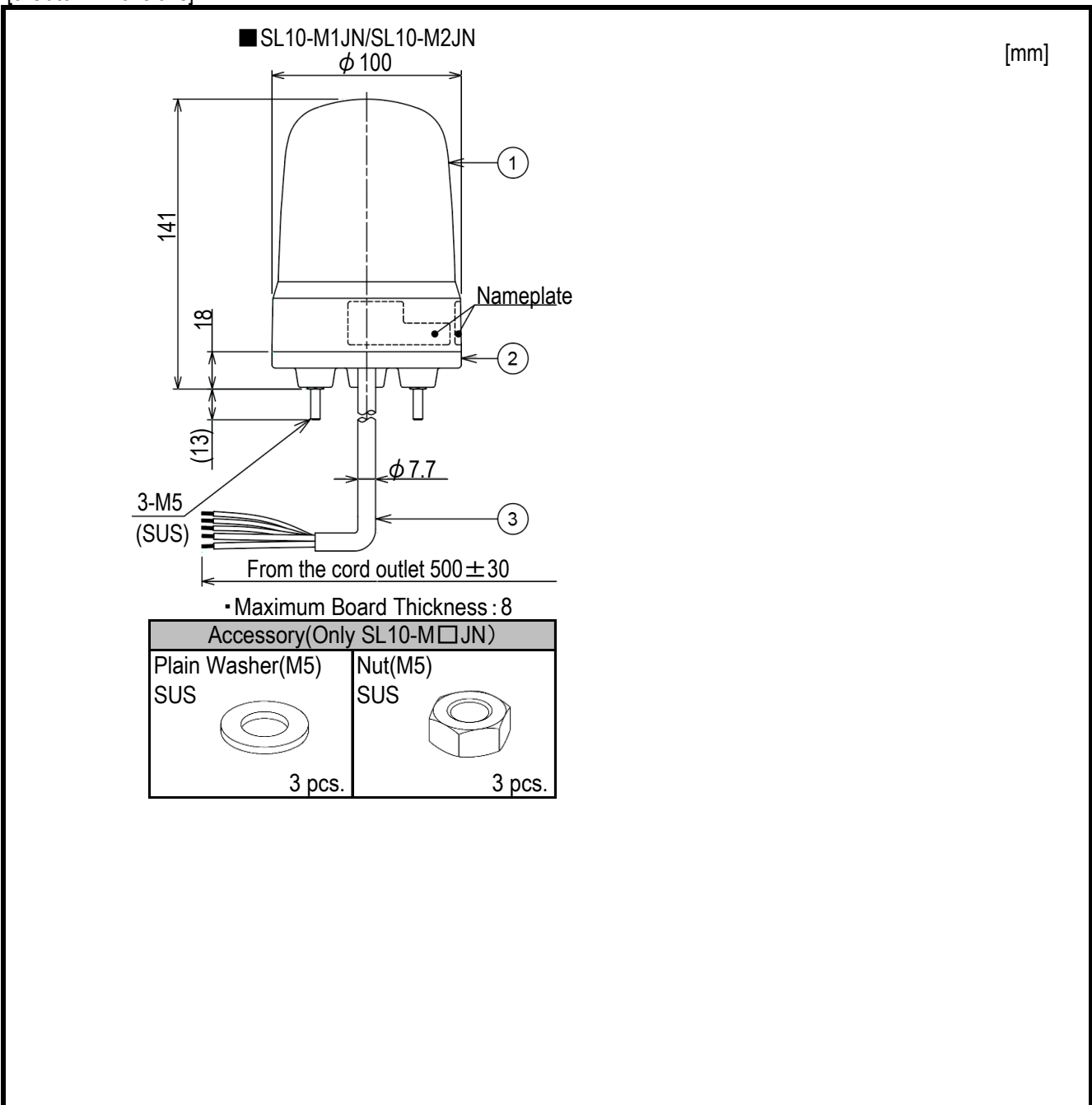
[1.General Specifications]

Product Name		Flashing Beacons				
Model		SL10-M1□□□-□		SL10-M2□□□-□		
Rated Voltage		12-24V DC		100-240V AC (50/60Hz)		
Operating Voltage Range		10-30V DC		90-250V AC		
Rated Current Consumption	Max.	No Buzzer	12V DC	24V DC	100V AC	240V AC
		With Buzzer	0.22A	0.12A	0.08A	0.04A
Rated Power Consumption	Max.	No Buzzer	0.24A	0.14A	0.09A	0.05A
		With Buzzer	2.6W	2.9W	3.1W	
			2.9W	3.4W	3.5W	
Operating Ambient Temperature		-20°C to +50°C				
Operating Ambient Humidity		Less than 90 % (No condensation)				
Storage Ambient Temperature		-30°C to +60°C				
Storage Ambient Humidity		Less than 90 % (No condensation)				
Mounting Location		Indoor/Outdoor				
Mounting Direction		Indoor : Upright, Inverted & Sideways Outdoor : Upright				
Protection Rating		SL10-M□JN	IP23			
		SL10-M□KT□	IP65(when used with SZW-103 Rubber Gasket attachment)			
Environmental Condition		Upright				
Insulation Resistance		More than 1MΩ at 500V DC between live part and non-current carrying metallic part		More than 3MΩ at 500V DC between live part and non-current carrying metallic part		
Withstand Voltage		500V AC applied for 1min between live part and non-current carrying metallic part without breaking insulation		4,000V AC applied for 1min between live part and non-current carrying metallic part without breaking insulation		
Mass (Typ.)		SL10-M1JN	0.37kg	SL10-M2JN	0.40kg	
		SL10-M1KTN	0.36kg	SL10-M2KTN	0.38kg	
		SL10-M1KTB	0.37kg	SL10-M2KTB	0.40kg	
Sound Pressure Level (Typ.)		88dB				
Environmental Condition		Measured at 1m from the front of the Buzzer Opening				
Flashing Rate (Typ.)		Blinking (180 flashes per minute), Triple-flash(120 flashes per minute)				
Conformity Standards		UL	UL508, CSA-C22.2 No.14 (UL File No.E215660)			
		EMC Directive	EN61000-6-4	EN61000-6-4, EN61000-6-2		
			EN61000-6-2	EN61000-3-2, EN61000-3-3		
		KC	KN61000-6-4, KN61000-6-2			
		FCC	FCC Part15 SubpartB ClassA, ICES-003 ClassA			
		RoHS Directive	EN IEC 63000			
		Low Voltage Directive	IEC/EN60947-5-1,EN62471			
EAC	TPTC020/2011	TPTC020/2011, TPTC004/2011				
Remarks		UL, Low Voltage Directive, and EAC have been evaluated for use in indoor industrial control equipment.				
		Due to the characteristics of the LED elements, there may be a slight variation in color tone and brightness between products.				

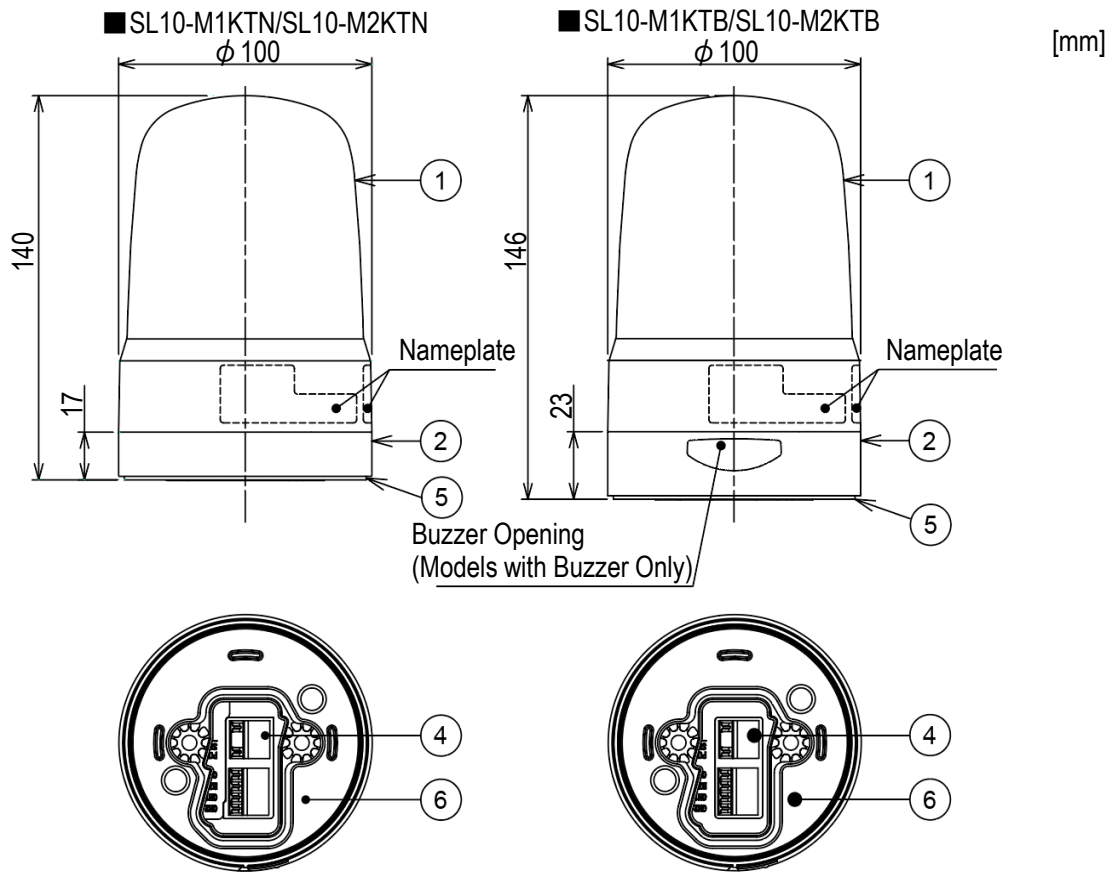
[2. Model Number Configuration]



[3. Outer Dimensions]



[3.Outer Dimensions]



Screw Hole Thickness of Mounting Bracket	Nominal Diameter
5.7	M5

Number	Name	Material · Specification
1	Globe	PC
2	Case	PC
3	Cable Cord	UL2464, PVC, M1JN : AWG22×5, M2JN : AWG18×2+AWG24×3
4	Terminal Block	LCP GF, Applicable Wire Size Solid Wire : 0.13-1.5mm ² , Stranded Wire : AWG28-14
5	Mounting Bracket	PC
6	Waterproof Sheet	Silicone

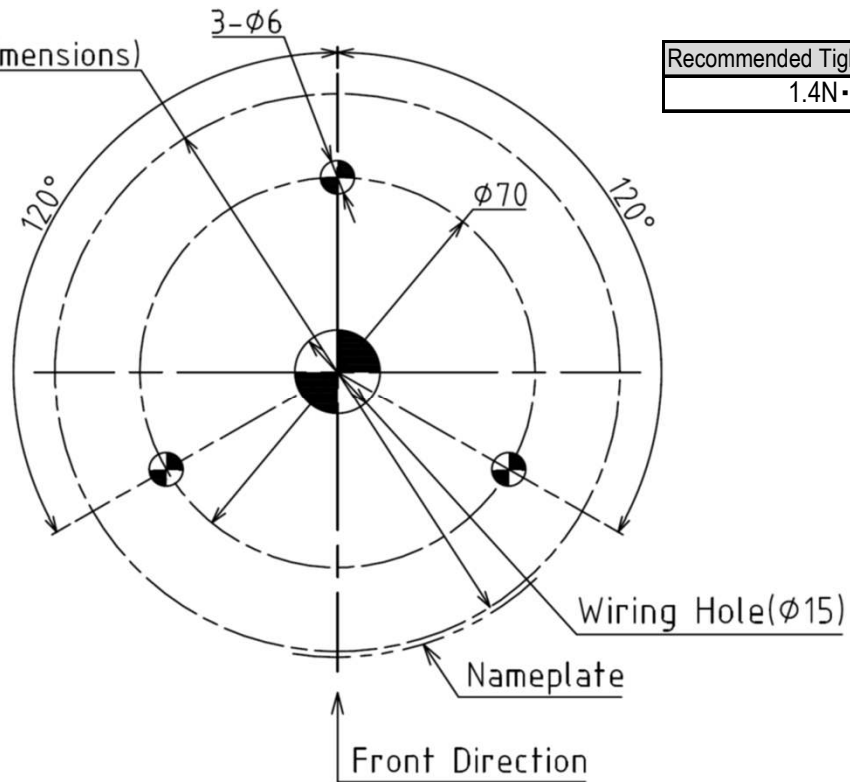
Drawing No.	Rev.	Page
SL10-M1JN-W18	E	4 / 5

[4.Mounting Dimensional Drawing]

[mm]

■ SL10-M1JN/SL10-M2JN

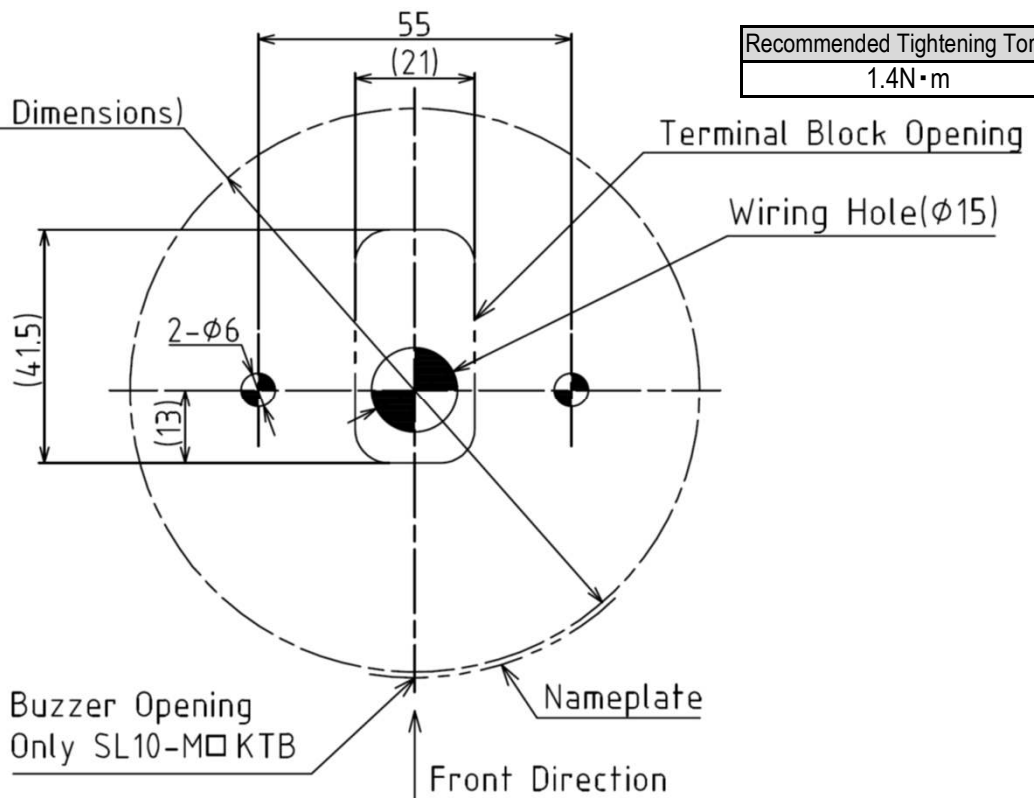
$\phi 100$ (Outer Dimensions)



Recommended Tightening Torque
1.4N·m

■ SL10-M1KT□/SL10-M2KT□

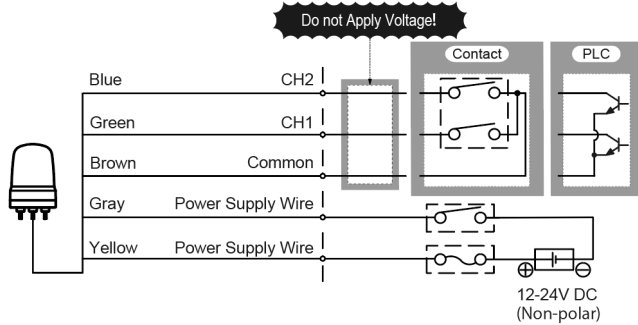
$\phi 100$ (Outer Dimensions)



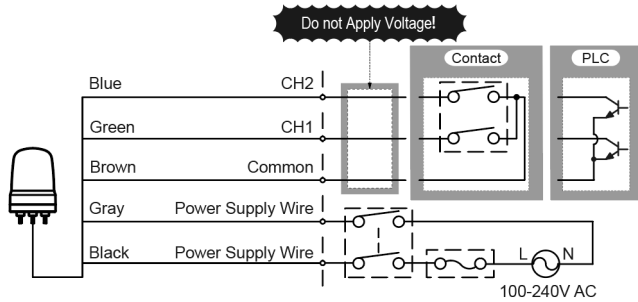
Recommended Tightening Torque
1.4N·m

[5.Wiring Example]

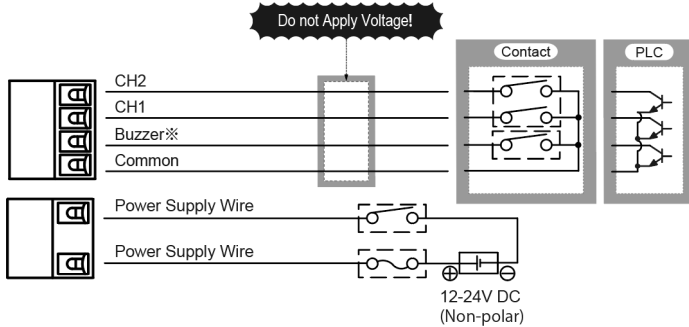
■ SL10-M1JN



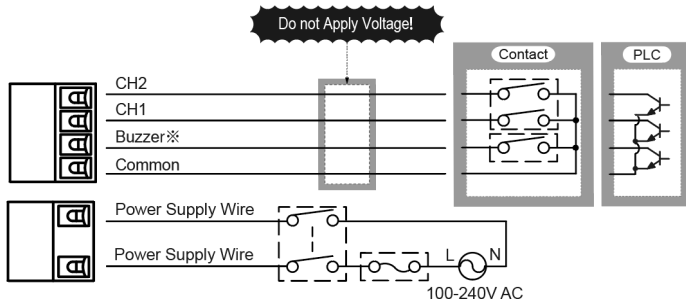
■ SL10-M2JN



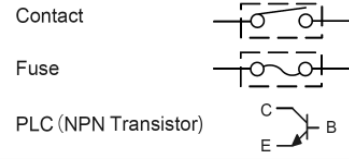
■ SL10-M1KT □



■ SL10-M2KT □



Symbol



【External contact capacity of power supply line】

	M1	M2
Current Capacity (Is)	3A or more	1A or more

【External contact capacity of signal line and buzzer line】※1

	M1	M2
Current Capacity (Is)	10mA or more	10mA or more
Withstand Voltage (Vs)	20V or more	20V or more
Leakage Current (IL)	0.1mA or less	0.1mA or less

※1 When using NPN transistor open collector.

【Fuse】

Fuse Rating	250V 1A
-------------	---------

■ Flash Pattern List

Wiring 【CH1/CH2】			
CH1 OFF/CH2 OFF	CH1 ON/CH2 OFF	CH1 OFF/CH2 ON	CH1 ON/CH2 ON
Off	Continuous	Blinking	Triple-flash

※For No Buzzer Models, do not require wiring.

X-ON Electronics

Largest Supplier of Electrical and Electronic Components

Click to view similar products for [Patlite](#) manufacturer:

Other Similar products are found below :

[LA6-3DTNWB-RYG](#) [LR4-302QJBW-RYG](#) [LR6-E-B](#) [LR7-02WTNU](#) [NH-WST](#) [VSST-LR6-502LJBW-RYGBC](#) [NE-ILTB-M](#) [NE-ILXB-M](#)
[NE-M1ANN-M](#) [NE-M1ATB-M](#) [NE-24A-R](#) [WME-402DFB-RYGB](#) [PFH-BT-R](#) [PFH-BT-Y](#) [WEP-302-RYG](#) [WEP-302FB-RYG](#) [WEP-402FB-RYGB](#) [WEP-502-RYGBC](#) [CLA9S-24A-CD-30](#) [CLA1S-24A-CD-30](#) [CLA2S-24A-CD-30](#) [CLA3S-24A-CD-30](#) [CLA6S-24A-CD-30](#)
[CLK3C-24AG-CD](#) [CLK6C-24AG-CD](#) [CLN-24A-CD-PT](#) [CLN-24A-CD-T](#) [CWA6S-24-CD](#) [CWA9S-24-CD](#) [CWF3S-24-CD](#) [CWK2S-24-CD](#)
[CWK3C-24-CD+FL008](#) [CWK3S-24-CD](#) [CWK6S-24-CD](#) [LA6-3DTNUB-RYG](#) [LA6-3DTNUN-RYG](#) [LA6-5DTNUB-RYGBC](#) [LA6-5DTNUN-RYGBC](#) [LA6-5DTNWB-RYGBC](#) [LFH-24-R](#) [LFH-24-Y](#) [LR4-302QJNW-RYG](#) [LR4-402LJBW-RYGB](#) [LR5-02KTNK](#) [LR5-02KTNU](#) [LR5-02WTNW](#) [LR6-202WJBW-RG](#) [LR6-302PJBU-RYG](#) [LR6-302WJBU-RYG](#) [LR6-302WJNU-RYG](#)