



# Zener Barrier Z928

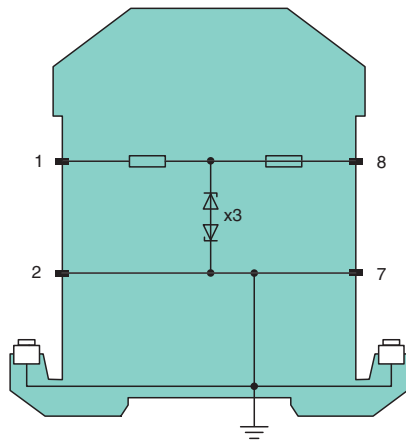
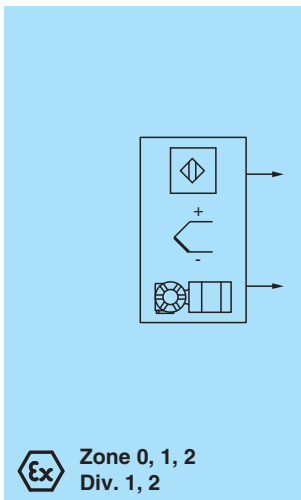
- 1-channel
- AC version
- Working voltage 26 V at 10  $\mu$ A
- Series resistance max. 327  $\Omega$
- Fuse rating 50 mA
- DIN rail mountable



## Function

The Zener Barrier prevents the transfer of unacceptably high energy from the safe area into the hazardous area. The zener diodes in the Zener Barrier are connected in the reverse direction. The breakdown voltage of the diodes is not exceeded in normal operation. If this voltage is exceeded, due to a fault in the safe area, the diodes start to conduct, causing the fuse to blow. The Zener Barrier has alternating polarities, i. e. interconnected zener diodes are employed and one side is grounded. The Zener Barrier can be used for both alternating voltage signals and direct voltage signals.

## Connection



Zone 2  
Div. 2

## Technical Data

### General specifications

Type AC version

### Electrical specifications

Nominal resistance 300  $\Omega$   
 Series resistance max. 327  $\Omega$   
 Fuse rating 50 mA

### Hazardous area connection

Connection terminals 1, 2

### Safe area connection

Connection terminals 7, 8  
 Working voltage

Release date: 2023-04-06 Date of issue: 2023-04-06 Filename: 071857\_eng.pdf

Refer to "General Notes Relating to Pepperl+Fuchs Product Information".

Pepperl+Fuchs Group  
www.pepperl-fuchs.com

USA: +1 330 486 0002  
pa-info@us.pepperl-fuchs.com

Germany: +49 621 776 2222  
pa-info@de.pepperl-fuchs.com

Singapore: +65 6779 9091  
pa-info@sg.pepperl-fuchs.com

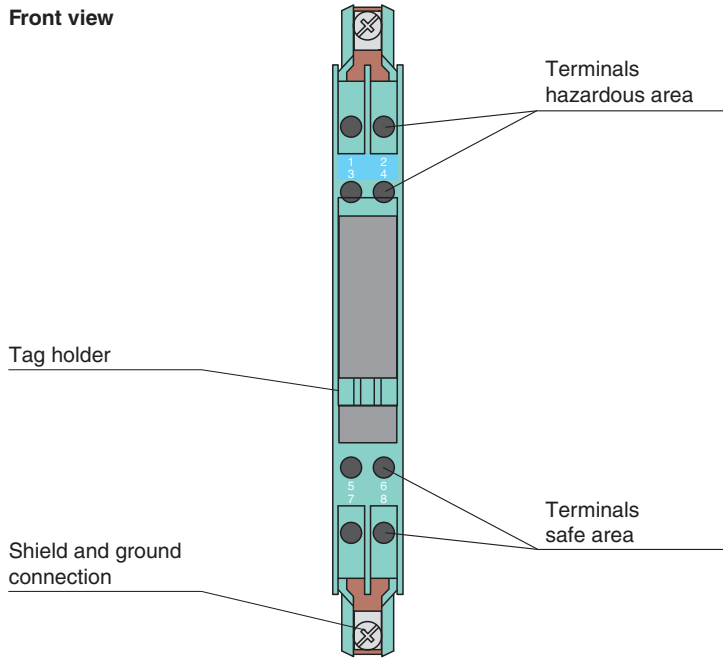
**PF** PEPPERL+FUCHS

## Technical Data











Supply loop		max. 26.3 V
Measurement loop		max. 26 V at 10 $\mu$ A
<b>Conformity</b>		
Degree of protection		IEC 60529
<b>Ambient conditions</b>		
Ambient temperature		-20 ... 60 °C (-4 ... 140 °F)
Storage temperature		-25 ... 70 °C (-13 ... 158 °F)
Relative humidity		max. 75 % , without condensation
<b>Mechanical specifications</b>		
Degree of protection		IP20
Connection		screw terminals
Core cross section		max. 2 x 2.5 ... mm <sup>2</sup>
Mass		approx. 150 g
Dimensions		12.5 x 115 x 116 mm (0.5 x 4.5 x 4.6 inch) (W x H x D)
Construction type		modular terminal housing , see system description
Mounting		on 35 mm DIN mounting rail acc. to EN 60715:2001
<b>Data for application in connection with hazardous areas</b>		
EU-type examination certificate		BAS 01 ATEX 7005
Marking		Ⓜ II (1)GD, I (M1) [Ex ia Ga] IIC, [Ex ia Da] IIIC, [Ex ia Ma] I
Voltage	U <sub>o</sub>	28 V
Current	I <sub>o</sub>	93 mA
Power	P <sub>o</sub>	650 mW
<b>Supply</b>		
Maximum safe voltage	U <sub>m</sub>	250 V
Series resistance		min. 301 $\Omega$
Certificate		TÜV 99 ATEX 1484 X
Marking		Ⓜ II 3G Ex nA IIC T4 Gc
<b>Directive conformity</b>		
Directive 2014/34/EU		EN IEC 60079-0:2018+AC:2020 , EN 60079-11:2012 , EN 60079-15:2010
<b>International approvals</b>		
<b>FM approval</b>		
Control drawing		116-0118
<b>UL approval</b>		
Control drawing		116-0139 (cULus)
<b>IECEX approval</b>		
IECEX certificate		IECEX BAS 09.0142 IECEX BAS 17.0091X
IECEX marking		[Ex ia Ga] IIC , [Ex ia Da] IIIC , [Ex ia Ma] I Ex ec IIC T4 Gc
<b>General information</b>		
Supplementary information		Observe the certificates, declarations of conformity, instruction manuals, and manuals where applicable. For information see <a href="http://www.pepperl-fuchs.com">www.pepperl-fuchs.com</a> .

**Assembly**

Front view



**Matching System Components**

	<b>ZH-ES/LB</b>	Insertion Strip
	<b>ZH-Z.AB/NS</b>	Mounting block for DIN mounting rail
	<b>ZH-Z.AB/SS</b>	Mounting block for grounding rail
	<b>ZH-Z.AK16</b>	Connection terminal for grounding rail
	<b>ZH-Z.AR.125</b>	Spacing Roller
	<b>ZH-Z.BT</b>	Label Carrier
	<b>ZH-Z.ES</b>	Single Socket
	<b>ZH-Z.LL</b>	Ground Rail Feed
	<b>ZH-Z.NLS-Cu3/10</b>	Grounding Rail
	<b>USLKG5</b>	Terminal block for equipotential bonding

Release date: 2023-04-06 Date of issue: 2023-04-06 Filename: 071857\_eng.pdf

Refer to "General Notes Relating to Pepperl+Fuchs Product Information".

## X-ON Electronics

Largest Supplier of Electrical and Electronic Components

*Click to view similar products for [Signal Conditioning](#) category:*

*Click to view products by [Pepperl & Fuchs](#) manufacturer:*

Other Similar products are found below :

[MAPDCC0004](#) [PD0409J5050S2HF](#) [HHS-109-PIN](#) [AFS14A35-1591.50-T3](#) [JP510S](#) [LFB322G45SN1A504](#) [SF2159E](#) [FM-104-PIN](#)  
[CER0813B](#) [MAPDCC0005](#) [3A325](#) [BD0810N50100AHF](#) [DC0710J5005AHF](#) [DC2327J5005AHF](#) [LFL15869MTC1B787](#) [X3C19F1-20S](#)  
[CDBLB455KCAX39-B0](#) [RF1353C](#) [051157-0000](#) [PD0922J5050D2HF](#) [600S150FTRB](#) [1E1305-3](#) [1F1304-3S](#) [TP-103-PIN](#)  
[BD1222J50200AHF](#) [BD1722J50100AHF](#) [2450DP39K5400E](#) [BD0810J50150AHF](#) [BD1722J50200AHF](#) [DS-327-PIN](#) [MACP-008125-](#)  
[CK07F0](#) [DS-329-PIN](#) [DS-313-PIN](#) [TP-104-PIN](#) [TP-101-PIN](#) [HH-128-PIN](#) [8594810000](#) [T-1000-N](#) [JP506S](#) [XC0900P-10S](#) [XC0900B-30S](#)  
[CHE1260-QAG](#) [11305-10](#) [5962-9091202MXA](#) [3A412S](#) [X3C06A4-03S](#) [B39000Z3410A4](#) [DSS-333-PIN](#) [PD2425J5050S2HF](#)  
[B39242B4360P810](#)