



Power Supply

PS1000-A6-24.10.R

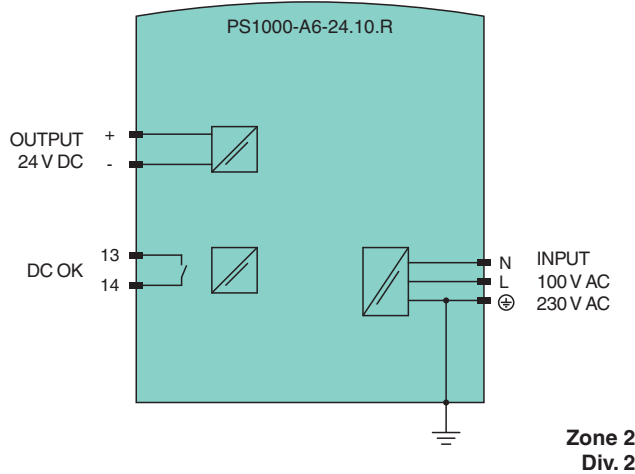
- 100 V AC to 240 V AC wide-range input
- Output 24 V DC, 10 A, 240 W, 1-phase
- Housing width 39 mm
- Built-in decoupling mosfet for 1+1 and N+1 redundancy
- Efficiency up to 94.7 %
- Minimal inrush current surge
- DC OK relay contact
- Current sharing for parallel use
- Suitable for Zone 2/Div. 2 mounting



Function

The device is used to supply field devices with 24 V DC and 10 A.
 The device includes a decoupling MOSFET for building 1+1 or n+1 redundant power supply systems.
 To achieve current sharing between power supplies connected in parallel, the device is permanently factory-set to "parallel use" operating mode.
 The device status is indicated by an LED.
 The device has a relay contact output for remote monitoring.
 The device is mounted on a 35 mm DIN mounting rail according to EN 60715.

Connection



Technical Data

Electrical specifications	
Efficiency	93 % at 120 V AC 94.7 % at 230 V AC
Power dissipation	18.1 W at 120 V AC 13.4 W at 230 V AC
Input	
Current	2.17 A at 120 V AC 1.14 A at 230 V AC 2.35 A at 110 V DC for lower output currents see characteristic curve
Inrush current	6 A peak at 120 V AC and ambient temperature 40 °C (104 °F) 9 A peak at 230 V AC and ambient temperature 40 °C (104 °F)

Release date: 2021-09-23 Date of issue: 2021-09-23 Filename: 70103521_eng.pdf

Refer to "General Notes Relating to Pepperl+Fuchs Product Information".

Pepperl+Fuchs Group
www.pepperl-fuchs.com

USA: +1 330 486 0002
pa-info@us.pepperl-fuchs.com

Germany: +49 621 776 2222
pa-info@de.pepperl-fuchs.com

Singapore: +65 6779 9091
pa-info@sg.pepperl-fuchs.com

PEPPERL+FUCHS

Technical Data

Voltage		100 ... 240 V AC (-15 %/+10 %), 50 ... 60 Hz (±6 %) 110 ... 150 V DC (±20 %)
Capacity factor		0.99 at 120 V AC 0.97 at 230 V AC
Output		
Rated voltage	U_r	24 V DC
Voltage range		23.8 ... 25.2 V DC factory setting: 24.1 V
Rated current	I_r	10 A
Current		12 A at ambient temperature < 45 °C (113 °F) 10 A at ambient temperature 60 °C (140 °F) 7.5 A at ambient temperature 70 °C (158 °F) linear power derating see characteristic curve
Power		240 W
Ripple		max. 50 mV _{pp}
Retention time/hold time		37 ms at 120 V AC 37 ms at 230 V AC
Overload behavior		continuous current : output voltage > 13 V DC intermittent current : output voltage < 13 V DC
Short-circuit current		typ. 14 A , intermitted current peak value for typ. 2 s, load impedance < 10 mΩ
Voltage limitation		typ. 30.5 V DC max. 32 V DC
Fault indication output		
Connection		terminals 13, 14
Output type		relay contact DC OK - contact is closed if the output voltage is > 90 % of the adjusted output voltage
Contact loading		max. 60 V DC/0.3 A ; 30 V DC/1 A ; 30 V AC/0.5 A resistive load min. 1 mA at 5 V DC
Galvanic isolation		
Input/Output		SELV/PELV
Indicators/settings		
Display elements		LED green: status DC OK - LED lights up if the output voltage is > 90 % of the adjusted output voltage
Directive conformity		
Electromagnetic compatibility		
Directive 2014/30/EU		IEC/EN 61000-6-1 , IEC/EN 61000-6-2 , IEC/EN 61000-6-3 , IEC/EN 61000-6-4 , IEC/EN 61000-3-2 , IEC/EN 61000-3-3
Low voltage		
Directive 2014/35/EU		EN 61010-1
RoHS		
Directive 2011/65/EU (RoHS)		IEC/EN 63000:2019
Conformity		
Degree of protection		EN 60529
Shock resistance		EN 60068-2-27
Vibration resistance		EN 60068-2-6
Ambient conditions		
Ambient temperature		-25 ... 70 °C (-13 ... 158 °F) , see characteristic curve
Storage temperature		-40 ... 85 °C (-40 ... 185 °F)
Relative humidity		5 ... 95 % , noncondensing
Shock resistance		20 g , 11 ms or 30 g , 6 ms
Vibration resistance		2 ... 17.8 Hz : ± 1.6 mm , 17.8 ... 500 Hz : 2 g
Mechanical specifications		
Housing material		aluminum alloy , galvanized steel
Degree of protection		IP20
Connection		

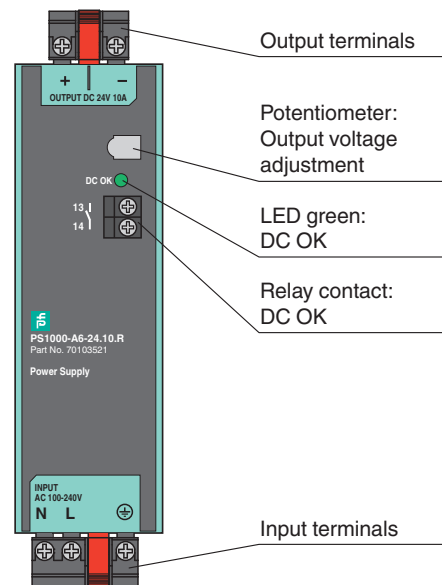
Release date: 2021-09-23 Date of issue: 2021-09-23 Filename: 70103521_eng.pdf

Technical Data

Input/Output	plug-in connector with screw terminals conductor cross section: max. 4 mm ² (AWG 20-12) cable diameter: max. 2.4 mm, wire end ferrules included stripped insulation length: 7 mm tightening torque: max. 0.5 Nm
Relay contact output	plug-in connector with screw terminals conductor cross section: max. 1.5 mm ² (AWG 26-14) cable diameter: max. 1.8 mm, wire end ferrules included stripped insulation length: 6 mm tightening torque: max. 0.8 Nm
Mass	approx. 600 g
Dimensions	39 x 124 x 117 mm (W x H x D) , without plugs and without DIN mounting rail
Mounting	on 35 mm DIN mounting rail acc. to EN 60715:2001
Data for application in connection with hazardous areas	
ATEX approval	
ATEX certificate	EPS 15 ATEX 1101 X
ATEX marking	Ⓔ II 3G Ex ec nC II T4 Gc
Directive conformity	
Directive 2014/34/EU	EN 60079-0:2012+A11:2013 , EN 60079-7:2015+A1:2018 , EN 60079-15:2010
International approvals	
UL approval	E350173 , E223176
IECEX approval	
IECEX certificate	IECEX EPS 20.0055X
IECEX marking	Ex ec nC IIC T4 Gc
Standards	IEC 60079-0:2017 , IEC 60079-7:2017 , IEC 60079-15:2017
General information	
Supplementary information	Observe the certificates, declarations of conformity, instruction manuals, and manuals where applicable. For information see www.pepperl-fuchs.com .

Assembly

Front view



Installation Conditions

Mount the device on the DIN mounting rail so that the input terminals are located on the bottom of the device.

This device is designed for convection cooling and does not require an external ventilator. Do not obstruct airflow. Do not cover the ventilation grid by more than 15 %, e. g. cable ducts.

If you load the device with more than 50 % of the rated power permanently keep the following mounting distances:

- 40 mm above
- 20 mm below
- 5 mm on the left and right side

Increase this distance to 15 mm if the adjacent device is a heat source, e. g. another power supply.

Release date: 2021-09-23 Date of issue: 2021-09-23 Filename: 70103521_eng.pdf

Refer to "General Notes Relating to Pepperl+Fuchs Product Information".

Pepperl+Fuchs Group
www.pepperl-fuchs.com

USA: +1 330 486 0002
pa-info@us.pepperl-fuchs.com

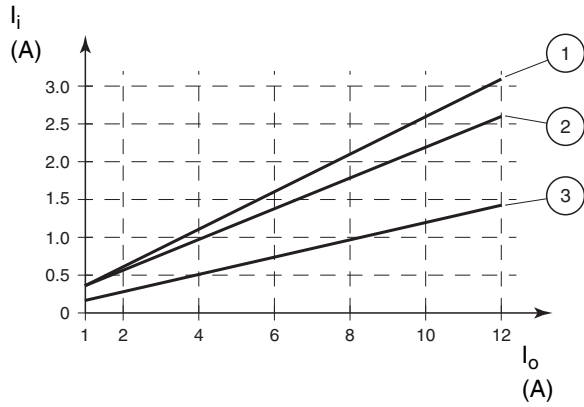
Germany: +49 621 776 2222
pa-info@de.pepperl-fuchs.com

Singapore: +65 6779 9091
pa-info@sg.pepperl-fuchs.com

 **PEPPERL+FUCHS**

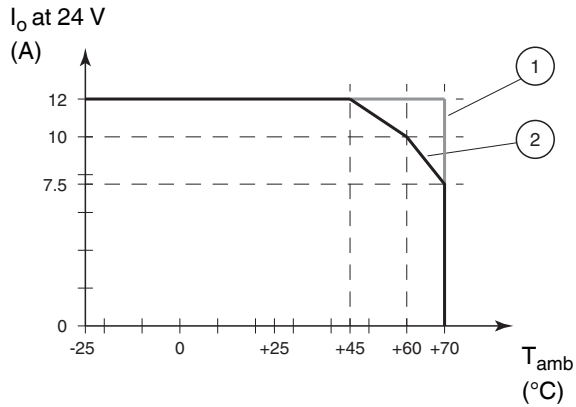
Characteristic Curve

Input current versus output current at 24 V output voltage



- 1 100 V AC
- 2 120 V AC
- 3 230 V AC

Output current versus ambient temperature



- 1 short term
- 2 85 V AC ... 264 V AC, continuous

Release date: 2021-09-23 Date of issue: 2021-09-23 Filename: 70103521_eng.pdf

X-ON Electronics

Largest Supplier of Electrical and Electronic Components

Click to view similar products for [DIN Rail Power Supplies](#) category:

Click to view products by [Pepperl & Fuchs](#) manufacturer:

Other Similar products are found below :

[PS-S6024](#) [DVP01PU-S](#) [DVP06AD-S](#) [DVP06XA-S](#) [DVDPNET-SL](#) [DVPDT01-S](#) [DVPPS01](#) [PS-6012](#) [PS9Z-5R1G](#) [PS-C24024](#)
[DVP08ST11N](#) [DVPACAB530](#) [DVPCOPM-SL](#) [DVPEN01-SL](#) [DVPPF01-S](#) [ADNB008-48-1PM-C](#) [ADNB017-24-1PM-C](#) [ADNB040-24-1PM-C](#) [ADNB034-12-1PM-C](#) [SS14011524](#) [PS-UPS40](#) [PSD-A60W12](#) [96PS-A120WDIN](#) [PSD-A60W48](#) [PSD-A40W12](#) [PSD-A40W24](#) [PSD-A60W24](#) [SMP21-L20-DC24V-5A](#) [PSD-A40W48](#) [S8T-DCBU-02](#) [PS-S4024](#) [NTPS-24-1.3](#) [ZI-20](#) [PST-96024](#) [S82YVSC4P](#) [PS-S4005](#) [PS-10024](#) [PS-S10024](#) [PS-C12024](#) [PSP-480S24](#) [PS-C48024](#) [PSC-2024](#) [PSC-4012](#) [PSC-4048](#) [PSC-9615](#) [PSC-15124](#) [PSC-15148](#) [PSC-24148](#) [PSC-48148](#) [TRIO-PS-2G/1AC/12DC/5/C2LP](#)