




## Lumen Maintenance Module for LED Light Fixtures Maintains Constant Luminosity over LED Lifespan



### Features

- Increases output current to 100% over the preset life of the LEDs (50K hours)
- Dimming Level Increases 8V-10V
- Reset sequence when installing new LED bulbs
- Output Current Increase 80%-100% over Lifetime
- Compensates for dimming as LEDs age
- Wide Operating Temperature range (-40C-80C)
- Real time countdown clock

### Part Number

- PDA-LUMEN-R

### Applications

- LED Light Fixtures

### Safety Approvals (Preliminary)

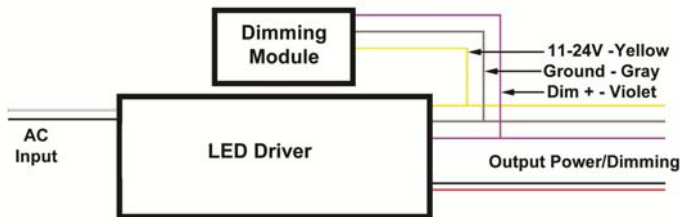
- FCC

- CE

### Mechanical Characteristics

- Length: 90.2mm (3.6in)
- Width: 43mm (1.7in)
- Height: 31mm (1.2in)
- Weight: 128g (4.5oz)

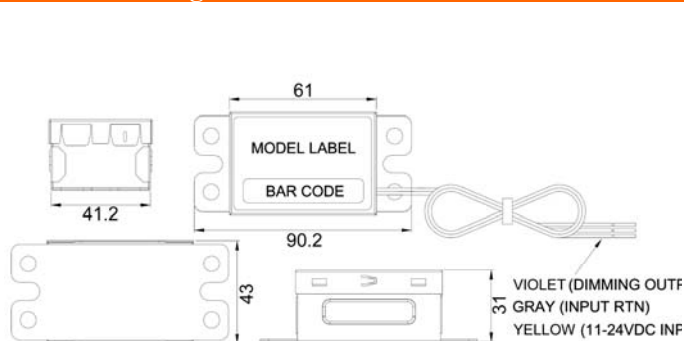
### Wiring Diagram



### Wire connections

Position	Color	Length	Gauge
Dim+	Violet	400mm	AWG22
Ground	Grey	400mm	AWG22
Aux	Yellow	400mm	AWG22

### Dimension Diagram



### Countdown Clock Reset Sequence

Turn System Off (10secs.) → Turn ON (1sec.) → Turn OFF (1 sec.) → Turn ON (1 sec.) → Turn OFF (1 sec.) → Turn ON  
Lights blink 3 times to indicate successful reset

## X-ON Electronics

Largest Supplier of Electrical and Electronic Components

*Click to view similar products for [LED Power Supplies](#) category:*

*Click to view products by [Phihong](#) manufacturer:*

Other Similar products are found below :

[ESS015W-1000-12](#) [PDA-WIFI](#) [PIFC-K250F](#) [PITB-K222A](#) [ALD-514012PJ134](#) [LB240S24KH](#) [LMH020-SPLC-0000-0000001](#) [LMD600-0100-C1A7-7030000](#) [79534](#) [79535](#) [EUG-200S210DT](#) [ESS030W-1050-21](#) [ESS030W-0900-32](#) [BPOXL 4-12-035](#) [ESS010W-0350-24](#) [ESM060W-1400-42](#) [PDA080B-1A0G](#) [PDA150B-S1A5G](#) [ZPS-20](#) [SLM140W-1.05-130-ZA](#) [ESS015W-0700-18](#) [EUD-150S350DVA](#) [LWA320-C420-ARK-B](#) [HVG-240-48AB](#) [HVG-320-36AB](#) [HVG-320-54AB](#) [ELG-240-C1400AB](#) [EUK-150S105DV](#) [BXCS-12Z-N2P-B1-A](#) [BXPR-WN-01-A](#) [LN1224CV](#) [BXCS-12W-N2P-01-A](#) [HBG-160-24AB](#) [980100001200394](#) [980060001200376](#) [LC 14W 250-350MA FLEXC R ADV2](#) [LC 24W 500-600MA FLEXC R ADV2](#) [LC 36W 850-900MA FLEXC R ADV2](#) [LC 18W 24V ONE4ALL SC PRE](#) [LC 50W 200-350ML 170V FLEXC LP SNC4](#) [LC 25W 200-350ML 70V FLEXC LP SNC4](#) [LCBI 10W 350MA PHASE-CUT/1-10V LP](#) [LC 13W 300MA FIXC C SNC](#) [LC 10W 250MA FIXC SC SNC2](#) [LC 35W 800MA FIXC SR ADV2](#) [LC 38W 900MA FIXC SR ADV2](#) [LC 34W 800MA FIXC SC ADV2](#) [LC 44W 1050MA FIXC SC ADV2](#) [LC 38W 900MA 42V FIXC SRL ADV2](#) [PWM-40-36](#)