



Low Cost 30W Passive Power over Ethernet Injector



Features

- Gigabit Data rates
- Level VI Efficiency
- Very Low leakage
- Non-Vented Case
- Low Cost
- Full Protection OCP, OVP
- 1 Year Warranty

Applications

- IP Telephones (W Model Recommended)
- Wireless Network Access Points
- Blue Tooth Access Point
- Security Camera
- IP Print Servers
- Wimax APs

Safety Approvals

- cUL/UL
- CE

Mechanical Characteristics

- Length: 140mm (5.51in)
- Width: 65mm (2.55in)
- Height: 36mm (1.42in)
- Weight: 225g (0.44lb.)

Output Specifications

Model Number	Output Voltage	Output Current	Input Connector
POE29W-560-R ¹	56V	0.54A	2 Wire C8

Notes: (1) Consult factory for availability

Phihong is not responsible for any error, and reserves the right to make changes without notice. Please visit our website at www.phihong.com for the most up-to-date specifications and contact information.

INPUT:**AC Input Voltage Range**

90 to 264VAC

AC Input Voltage Rating

100 to 240VAC, 47-63Hz

AC Input Current

0.8A (RMS) maximum for 120VAC

0.5A (RMS) maximum for 240VAC

Leakage Current

250uA maximum @ 264VAC 60Hz

AC Inrush Current

30A (RMS) maximum for 115VAC

60A (RMS) maximum for 240VAC

OUTPUT:**Total Output Power**

30W

Output Ripple

560mVp-p

No Load Power Consumption

<0.1W

Efficiency

Meets Level VI Efficiency Requirements

Hold-up Time

10mS min. 120VAC and maximum load

ENVIRONMENTAL:**Temperature**

Operation -20 to +50°C

Non-operation -25 to +70°C

Humidity 20 to 90%

EMC

Complies with FCC Class B

Complies with EN55032 Class B

Isolation Test

Primary to Secondary: 3000VAC for 1 minute 10mA

Primary to F.G.: 1500VAC for 1 minute (U models)

Output to F.G.: 1500VAC (U models)

Immunity

ESD: EN61000-4-2. Level 3

RS: EN61000-4-3. Level 2

EFT: EN61000-4-4. Level 2

Surge: EN61000-4-5. Level 3

CS: EN61000-4-6. Level 2

Voltage Dips EN61000-4-11

Harmonic: EN61000-3-2 Class A

Insulation ResistancePrimary to Secondary: >10M OHM
500VDCPrimary to Field Ground: >10M OHM
500VDC**FEATURES:****Over Voltage/Current, Short Circuit Protection**

Outputs equipped with short circuit protection and overload protection.


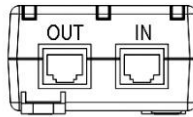
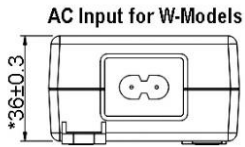
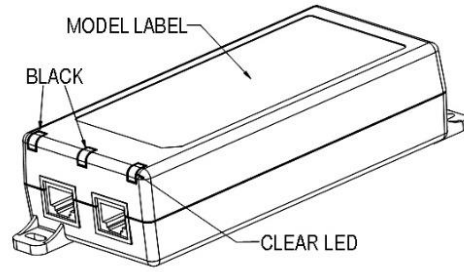
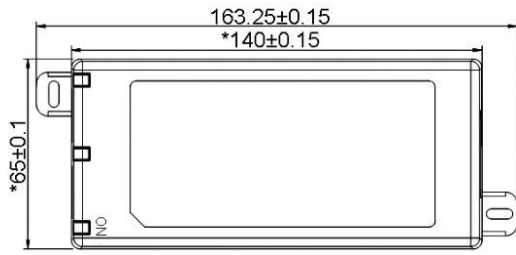
The output can be shorted permanently without damage

Input Connector

IEC320 C8

Output Connection

+pin 3, 6 / -pins 1, 2



Supplier's Declaration of Conformity
47 CFR § 2.1077 Compliance Information

Phihong USA Corporation
47800 Fremont Boulevard
Fremont, CA 94538
Telephone: (510) 445-0100
www.phihong.com

NOTE: This model has/The models in this products series have been tested and found to comply with the limits for a Class B digital device, pursuant to part 15 of the FCC Rules. These limits are designed to provide reasonable protection against harmful interference in a residential installation. This equipment generates, uses and can radiate radio frequency energy and, if not installed and used in accordance with the instructions, may cause harmful interference to radio communications. However, there is no guarantee that interference will not occur in a particular installation. If this equipment does cause harmful interference to radio or television reception, which can be determined by turning the equipment off and on, the user is encouraged to try to correct the interference by one or more of the following measures:

- Reorient or relocate the receiving antenna.
- Increase the separation between the equipment and receiver.
- Connect the equipment into an outlet on a circuit different from that to which the receiver is connected.
- Consult the dealer or an experienced radio/TV technician for help.

Changes or modifications to equipment not expressly approved by PHIHONG could void the user's authority to operate the equipment.

X-ON Electronics

Largest Supplier of Electrical and Electronic Components

Click to view similar products for [Power over Ethernet - PoE category](#):

Click to view products by [Phihong manufacturer](#):

Other Similar products are found below :

[PD-3504G/AC](#) [PD-9601G/AC](#) [PD-3504G/AC-EU](#) [180993-3001](#) [GHOSTBRIDGE-POE](#) [EKI-2701HPI-AE](#) [EKI-2701MPI-AE](#) [EKI-2701MPI-R-AE](#) [EKI-2701PSI-AE](#) [EKI-2741FHPI-AE](#) [PALS400-2482G](#) [PALS600-2482G](#) [AWPOE](#) [PD-9001GC/AC](#) [PD-9001GI/DC](#) [PD-9001GO-ET/AC](#) [PD-9001GR/AT/AC-EU](#) [PD-9601GC/AC-EU](#) [PD-9601GC/AC](#) [PD-9606GC/AC-EU](#) [PD-9612GC/AC-EU](#) [PD-9624GC/AC-EU](#) [PD-9624GC/AC-US](#) [PD-9624GC/AC](#) [PD-9001GR/AT/AC-JP](#) [PD-9501GC/AC-EU](#) [PD-6506G/AC/M](#) [PD-9001GRAC](#) [PD-OUT/MBK/G](#) [NPS-30W-B](#) [NPS-30W-WOC](#) [PD-9501GO-ET/AC](#) [PD-9601G/AC-EU](#) [PD-OUT/MBK/ET](#) [PD-OUT/MBK/S](#) [POE14-137-R](#) [POE16R-560L6](#) [POE16S-1AFG-R](#) [POE30S-1ATG-R](#) [POE370U-480-16N-R](#) [POE370U-480-16-R](#) [POE370U-480-8N-R](#) [POE370U-480-8-R](#) [POE45-120-R](#) [POE576U-16ATN-R](#) [POE60D-560G-R](#) [POE60S-1BT-R](#) [POE60S-4AF-R](#) [POE60U-1BT-5](#) [POE90U-1BT6-R](#)