




# 60W Single Port Multi-Gig Power-over-Ethernet Passive Power Injector



## Features

- 4 Pair Powering +3, 6, 4, 5/ -1, 2, 7, 8
- Non-Vented Case
- Multi-Gigabit Data Rates (1G, 2.5G, 5G, 10G)
- DoE Level VI Compliant
- ErP/Ecodesign Directive 2009/125/EC – Regulation EU 2019/1782 Compliant
- CoC Version 5 Tier 2 Compliant
- Full Protection OCP, OVP
- Limited Power Source (LPS)
- 1-year Warranty

## Applications

- IP telephones
- Wireless Network Access Points
- Security Cameras
- Bluetooth® Access Points
- WiMAX® Access Points



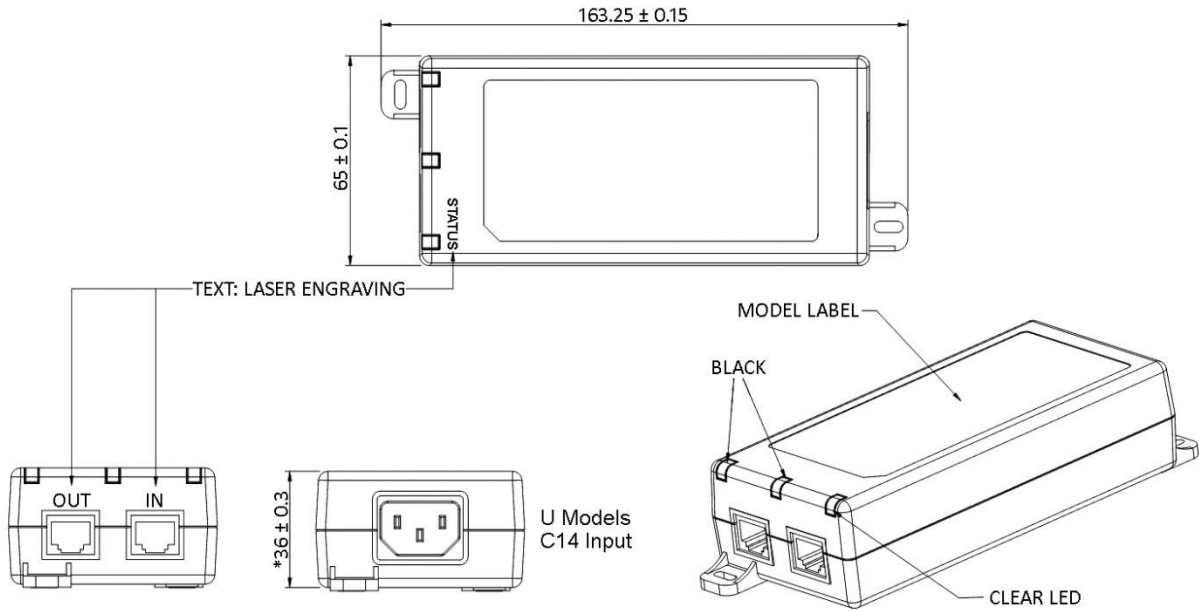
# POE60U-560 Specifications<sup>1</sup>

Model		POE60U-560-R <sup>2</sup>	POE60U-560E-R <sup>3</sup>	POE60U-560-2-R <sup>3</sup>
Output	DC Output Voltage	56.0V		
	Max Current <sup>4</sup>	1.07A		
	Output Power	59.92W		
	Data Speed	1G	1G	2.5G
	Regulation <sup>5</sup>	53-57VDC		
	Ripple & Noise P-P(max) <sup>6</sup>	200mV		
Input	AC Input Voltage Range	90 to 264VAC		
	AC Input Frequency	47 to 63Hz		
	Input Current	0.2A (RMS) max for 90VAC, 1.2A (RMS) max for 240VAC		
	No Load Power Consumption at 115VAC Input	0.082W	0.082W	0.093W
	No Load Power Consumption at 230VAC Input	0.110W	0.111W	0.132W
	115VAC Average Efficiency <sup>7</sup>	90.12%	90.12%	90.12%
	230VAC Average Efficiency <sup>7</sup>	93.54%	92.53%	94.01%
	230VAC 10% Load Efficiency <sup>7</sup>	90.01%	89.64%	91.57%
Leakage Current	3.5mA max at 254VAC/50Hz			
Protections	Over-Voltage	<120V, Latching		
	Over-Current	≤2A max		
	Short Circuit	Non-latching. Auto-recover.		
Environmental	Operating Temperature	-10°C to +40°C		
	Non-Operating Temperature	-20° to +65°C		
	Operating Humidity	5 to 90% RH max		
Safety Approvals and EMC	Dielectric Withstand (HI-POT)	Primary to Secondary: 4242VDC for 1 min, 10mA		
	Insulation Resistance	Primary to Secondary: >10M ohm for 500VDC		
	Standards	cULus 60950-1, cULus 62368-1, IEC 60950-1, IEC 62368-1		
	EMI Emissions	FCC Part 15 Class B, CAN ICES-003(B)/NMB-003(B), EN 55032/CISPR 32 Class B Conducted and Radiated		
	Harmonic Current Emissions	IEC 61000-3-2		
	Voltage Fluctuations & Flicker	IEC 61000-3-3		
	Immunity	EN 55024/CISPR 24: IEC 61000-4-2 (Contact: ±6KV, Air: ±8KV), IEC 61000-4-3, IEC 61000-4-4, IEC 61000-4-5 (± 2kV), IEC 61000-4-6, IEC 61000-4-8, IEC 61000-4-11		
Mechanical	Dimensions (L x W x H)	140.0mm (5.50in) x 65.0mm (2.55in) x 36.0mm (1.42in)		
	Weight	250g		
	Input Connector	IEC320 C14		
	Output Connection	+pins 3,6,4,5/ -pins 1,2,7,8		
	Data In/Output Connector	Unshielded RJ45	Shielded RJ45	Shielded RJ45
	LED Indicators	Green Solid – Power good and output “ON”		

Model		POE60U-560-5-R <sup>3</sup>	POE60U-560-X-R <sup>3</sup>
Output	DC Output Voltage	56.0V	
	Max Current <sup>4</sup>	1.07A	
	Output Power	59.92W	
	Data Speed	5G	10G
	Regulation <sup>5</sup>	53-57VDC	
	Ripple & Noise P-P(max) <sup>6</sup>	200mV	
Input	AC Input Voltage Range	90 to 264VAC	
	AC Input Frequency	47 to 63Hz	
	Input Current	0.2A (RMS) max for 90VAC, 1.2A (RMS) max for 240VAC	
	No Load Power Consumption at 115VAC Input	0.093W	0.094W
	No Load Power Consumption at 230VAC Input	0.136W	0.126W
	115VAC Average Efficiency <sup>7</sup>	89.28%	90.10%
	230VAC Average Efficiency <sup>7</sup>	92.74%	91.35%
	230VAC 10% Load Efficiency <sup>7</sup>	84.12%	87.40%
Leakage Current	3.5mA max at 254VAC/50Hz		
Protections	Over-Voltage	<120V, Latching	
	Over-Current	≤2A max	
	Short Circuit	Non-latching. Auto-recover.	
Environmental	Operating Temperature	-10°C to +40°C	
	Non-Operating Temperature	-20° to +65°C	
	Operating Humidity	5 to 90% RH max	
Safety Approvals and EMC	Dielectric Withstand (HI-POT)	Primary to Secondary: 4242VDC for 1 min, 10mA	
	Insulation Resistance	Primary to Secondary: >10M ohm for 500VDC	
	Standards	cULus 60950-1, cULus 62368-1, IEC 60950-1, IEC 62368-1	
	EMI Emissions	FCC Part 15 Class B, CAN ICES-003(B)/NMB-003(B), EN 55032/CISPR 32 Class B Conducted and Radiated	
	Harmonic Current Emissions	IEC 61000-3-2	
	Voltage Fluctuations & Flicker	IEC 61000-3-3	
	Immunity	EN 55024/CISPR 24: IEC 61000-4-2 (Contact: ±6KV, Air: ±8KV), IEC 61000-4-3, IEC 61000-4-4, IEC 61000-4-5 (± 2kV), IEC 61000-4-6, IEC 61000-4-8, IEC 61000-4-11	
Mechanical	Dimensions (L x W x H)	140.0mm (5.50in) x 65.0mm (2.55in) x 36.0mm (1.42in)	
	Weight	250g	
	Input Connector	IEC320 C14	
	Output Connection	+pins 3,6,4,5/ -pins 1,2,7,8	
	Data In/Output Connector	Shielded RJ45	Shielded RJ45
	LED Indicators	Green Solid – Power good and output “ON”	
Notes	<ol style="list-style-type: none"> <li>The specifications defined are at ambient temperature of 25°C, unless otherwise specified.</li> <li>Not recommended for new designs (NRND). Minimum order quantities apply.</li> <li>Built-to-Order. Minimum order quantities apply.</li> <li>Combined output on data pairs and spare pairs. Otherwise 535mA on data pairs 3,6(+) 1, 2(-) and spare pairs 4,5(+) 7,8(-)</li> <li>Voltage to be measured within 5cm of RJ45 output connector</li> <li>20MHz bandwidth frequency oscilloscope, add a 0.1µF multilayer Cap. and Low ESR Electrolytic Cap. (10µF) at output connector terminals (nominal line voltage, full load).</li> <li>Efficiency is measured after 30 minutes burn-in.</li> </ol>		



# POE60U-560 Outline Drawing








**Supplier's Declaration of Conformity  
47 CFR § 2.1077 Compliance Information**

Phihong USA Corporation  
47800 Fremont Boulevard  
Fremont, CA 94538  
Telephone: (510) 445-0100  
[www.phihong.com](http://www.phihong.com)

*This device complies with/The devices in this product series comply with part 15 of the FCC Rules. Operation is subject to the following two conditions: (1) This device may not cause harmful interference, and (2) this device must accept any interference received, including interference that may cause undesired operation.*



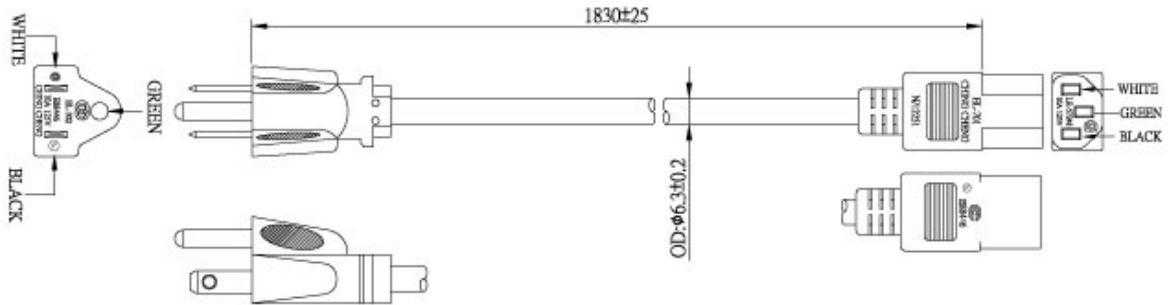
# C14 Line Cords - Sold Separately

Model		AC30UNA-R	AC30UEU-R	AC30UUK-R
Specifications	Plug Type	North America NEMA 5-15P	Continental Europe CEE 7VIII	United Kingdom BS 1363
	Connector	IEC320 C13	IEC320 C13	IEC320 C13
	Wire Size	18 AWG	0.75mm	1.0mm
	Temperature	60°C	70°C	70 °C
	Amperage Rating	10A	6A	10A
	Voltage Rating	125V	250V	250V
	Cable Length	1830mm	1830mm	2500mm
Safety Approvals		CSA; UL	CEBEC; DEMKO; DVE; FIMKO; GOST; IMQ; KEMA; NEMKO; NF; OVE; SEMKO	BSI; Safety Mark
Photos				

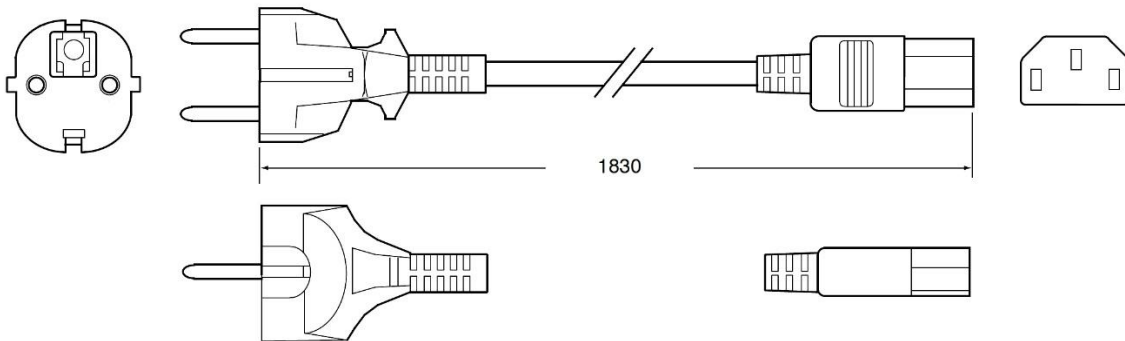


# C14 Line Cords Outline Drawings

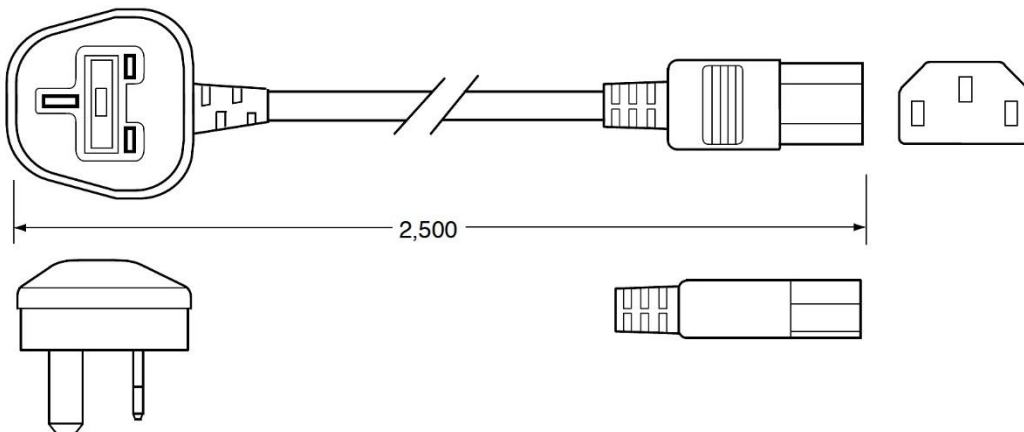
## AC30UNA-R



## AC30UEU-R



## AC30UUK-R



## X-ON Electronics

Largest Supplier of Electrical and Electronic Components

*Click to view similar products for [Power over Ethernet - PoE category](#):*

*Click to view products by [Phihong manufacturer](#):*

Other Similar products are found below :

[PD-3504G/AC](#) [PD-9601G/AC](#) [PD-3504G/AC-EU](#) [180993-3001](#) [GHOSTBRIDGE-POE](#) [EKI-2701HPI-AE](#) [EKI-2701MPI-AE](#) [EKI-2701MPI-R-AE](#) [EKI-2701PSI-AE](#) [PALS400-2482G](#) [PALS600-2482G](#) [AWPOE](#) [PD-9001GC/AC](#) [PD-9001GI/DC](#) [PD-9001GO-ET/AC](#) [PD-9001GR/AT/AC-EU](#) [PD-9601GC/AC-EU](#) [PD-9601GC/AC](#) [PD-9606GC/AC-EU](#) [PD-9612GC/AC-EU](#) [PD-9624GC/AC-EU](#) [PD-9624GC/AC-US](#) [PD-9624GC/AC](#) [PD-9001GR/AT/AC-JP](#) [PD-9501GC/AC-EU](#) [PD-6506G/AC/M](#) [PD-9001GRAC](#) [PD-OUT/MBK/G](#) [NPS-30W-B](#) [NPS-30W-WOC](#) [PD-9501GO-ET/AC](#) [PD-9601G/AC-EU](#) [PD-OUT/MBK/ET](#) [PD-OUT/MBK/S](#) [POE14-137-R](#) [POE16R-560L6](#) [POE16S-1AFG-R](#) [POE30S-1ATG-R](#) [POE370U-480-16N-R](#) [POE370U-480-16-R](#) [POE370U-480-8N-R](#) [POE370U-480-8-R](#) [POE45-120-R](#) [POE576U-16ATN-R](#) [POE60D-560G-R](#) [POE60S-1BT-R](#) [POE60S-4AF-R](#) [POE60U-1BT-5](#) [POE90U-1BT6-R](#) [POEA30U-1AT-2](#)