



12W Interchangeable Wall Plug Adapter Series



Features

- Double Insulated
- Field Changeable AC Plugs – Sold Separately
- Limited Power Source (LPS)
- US DoE Level VI Efficiency Compliance
- Ecodesign/ErP Lot 7 (EU) 2019/1782 Compliance
- AS/NZS 4665.1:2005, AS/NZS 4665.2:2005 Compliance
- Class B EMI

Applications

- Wireless Communications
- Peripherals
- Network Equipment
- Gaming

*NRCan approval for PSAC12R-050-R, PSAC12R-090-R, PSAC12R-120-R models only



PSAC12R Specifications¹

Model		PSAC12R-050-R ¹	PSAC12R-060-R	PSAC12R-075-R
Output	DC Output Voltage	5.0V	5.9V	7.5V
	Max Current	2.4A	2.0V	1.6A
	Output Power	12.0W	11.8W	12.0W
	Regulation	± 5%	± 5%	± 5%
	Ripple & Noise P-P(max) ²	100mV	100mV	100mV
Input	AC Input Voltage Range	90 to 264VAC		
	AC Input Frequency	47 to 63Hz		
	Input Current	0.5A (RMS) max for 120Vac/max load 0.25A (RMS) max for 230Vac/max load		
	Inrush Current	<30A for 120VAC, <60A for 230VAC (Cold start at ambient 25°C, full load)		
	No Load Power Consumption at 115VAC Input	0.0336W	0.043W	0.046W
	No Load Power Consumption at 230VAC Input	0.058W	0.072W	0.076W
	115VAC Average Efficiency ³	84.50%	84.15%	85.49%
	230VAC Average Efficiency ³	83.30%	83.03%	84.47%
	230VAC 10% Load Efficiency ³	79.30%	78.72%	79.04%
	Leakage Current	0.25mA max		
Protection	Over-Voltage	<7.5V	<8V	<10V
	Short Circuit	The output can be shorted without damage. Auto recover		
	Over-Current	3A max, Auto restart	3A max, Auto restart	2.2A max, Auto restart
Environmental	Operating Temperature	0°C to +40°C		
	Non-Operating Temperature	-40° to +85°C		
	Operating Humidity	50% to 90%		
Safety Approvals and EMC	Dielectric Withstand (HI-POT)	Primary to Secondary: 3000VAC for 1min, 10mA		
	Insulation Resistance	Primary to Secondary: >7M ohm for 500VDC		
	Standards	cULus 60950-1, cULus 62368-1, IEC60950-1, IEC 62368-1, AS/NZS 62368.1:2018		
	EMI Emissions	FCC Part 15 Class B, CAN ICES-003(B)/NMB-003(B), EN 55032/CISPR 32, AS/NZS CISPR 32 Class B Conducted and Radiated		
	Harmonic Current Emissions	IEC 61000-3-2		
	Voltage Fluctuations & Flicker	IEC 61000-3-3		
	Immunity	EN 55024/CISPR 24: IEC 61000-4-2 (+/- 8kV air, +/-4kV contact), IEC 61000-4-3, IEC 61000-4-4, IEC 61000-4-5 (+/- 1kV), IEC 61000-4-6, IEC 61000-4-8, IEC 61000-4-11		
Mechanical	Dimensions (L x W x H)	71.7mm (2.82in) x 50mm (1.97in) x 33.25mm (1.31in)		
	Weight	112g		
	DC Cord Length	1500mm		
	DC Cable Type	20 AWG	20 AWG	22 AWG
	DC Output Connector	5.5mm x 2.1mm x 10mm center positive		

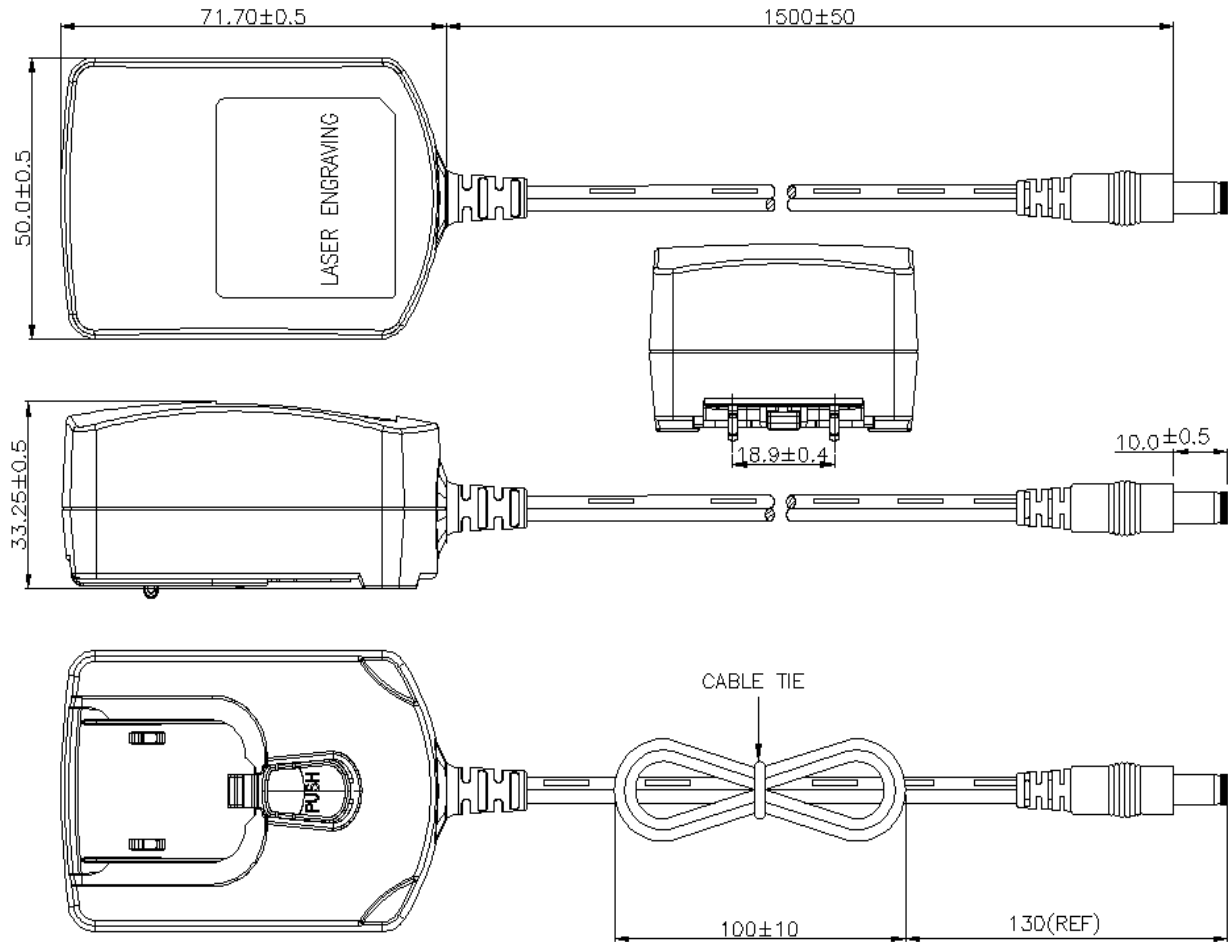
Model		PSAC12R-090-R*	PSAC12R-120-R*	PSAC12R-150-R
Output	DC Output Voltage	9.0V	12.0V	15.0V
	Max Current	1.33A	1.0A	0.8A
	Output Power	11.97W	12.0W	12.0W
	Regulation	± 5%	± 5%	± 5%
	Ripple & Noise P-P(max) ²	120mV	120mV	150mV
Input	AC Input Voltage Range	90 to 264VAC		
	AC Input Frequency	47 to 63Hz		
	Input Current	0.5A (RMS) max for 120Vac/max load 0.25A (RMS) max for 230Vac/max load		
	Inrush Current	<30A for 120VAC, <60A for 230VAC (Cold start at ambient 25°C, full load)		
	No Load Power Consumption at 115VAC Input	0.0615W	0.0229W	0.053W
	No Load Power Consumption at 230VAC Input	0.0858W	0.0443W	0.074W
	115VAC Average Efficiency ³	87.22%	86.43%	85.98%
	230VAC Average Efficiency ³	85.75%	85.25%	84.55%
	230VAC 10% Load Efficiency ³	78.53%	74.87%	70.55%
	Leakage Current	0.25mA max		
Protection	Over-Voltage	<12V	<16V	<22V
	Short Circuit	The output can be shorted without damage. Auto-recover		
	Over-Current	1.8A max, Auto restart	1.5A max, Auto restart	1.5A max, Auto restart
Environmental	Operating Temperature	0°C to +40°C		
	Non-Operating Temperature	-40° to +85°C		
	Operating Humidity	50% to 90%		
Safety Approvals and EMC	Dielectric Withstand (HI-POT)	Primary to Secondary: 3000VAC for 1min, 10mA		
	Insulation Resistance	Primary to Secondary: >7M ohm for 500VDC		
	Standards	cULus 60950-1, cULus 62368-1, IEC60950-1, IEC 62368-1, AS/NZS 62368.1:2018		
	EMI Emissions	FCC Part 15 Class B, CAN ICES-003(B)/NMB-003(B), EN 55032/CISPR 32, AS/NZS CISPR 32 Class B Conducted and Radiated		
	Harmonic Current Emissions	IEC 61000-3-2		
	Voltage Fluctuations & Flicker	IEC 61000-3-3		
	Immunity	EN 55024/CISPR 24: IEC 61000-4-2 (+/- 8kV air, +/-4kV contact), IEC 61000-4-3, IEC 61000-4-4, IEC 61000-4-5 (+/- 1kV), IEC 61000-4-6, IEC 61000-4-8, IEC 61000-4-11		
Mechanical	Dimensions (L x W x H)	71.7mm (2.82in) x 50mm (1.97in) x 33.25mm (1.31in)		
	Weight	112g		
	DC Cord Length	1500mm		
	DC Cable Type	22 AWG	20 AWG	22 AWG
	DC Output Connector	5.5mm x 2.1mm x 10mm center positive		

Model		PSAC12R-240-R	PSAC12-480-R
Output	DC Output Voltage	24.0V	48.0V
	Max Current	0.5A	0.25A
	Output Power	12.0W	12.0W
	Regulation	± 5%	± 5%
	Ripple & Noise P-P(max) ²	240mV	400mV
Input	AC Input Voltage Range	90 to 264VAC	
	AC Input Frequency	47 to 63Hz	
	Input Current	0.5A (RMS) max for 120Vac/max load 0.25A (RMS) max for 230Vac/max load	
	Inrush Current	<30A for 120VAC, <60A for 230VAC (Cold start at ambient 25°C, full load)	
	No Load Power Consumption at 115VAC Input	0.065W	0.066W
	No Load Power Consumption at 230VAC Input	0.086W	0.090W
	115VAC Average Efficiency ³	85.17%	88.02%
	230VAC Average Efficiency ³	83.26%	86.63%
	230VAC 10% Load Efficiency ³	67.81%	72.17%
	Leakage Current	0.25mA max	
Protection	Over-Voltage	<35V	<60V
	Short Circuit	The output can be shorted without damage. Auto recover	
	Over-Current	0.8A max, Auto restart	0.5A max, Auto restart
Environmental	Operating Temperature	0°C to +40°C	
	Non-Operating Temperature	-40° to +85°C	
	Operating Humidity	50% to 90%	
Safety Approvals and EMC	Dielectric Withstand (HI-POT)	Primary to Secondary: 3000VAC for 1min, 10mA	
	Insulation Resistance	Primary to Secondary: >7M ohm for 500VDC	
	Standards	cULus 60950-1, cULus 62368-1, IEC60950-1, IEC 62368-1, AS/NZS 62368.1:2018	
	EMI Emissions	FCC Part 15 Class B, CAN ICES-003(B)/NMB-003(B), EN 55032/CISPR 32, AS/NZS CISPR 32 Class B Conducted and Radiated	
	Harmonic Current Emissions	IEC 61000-3-2	
	Voltage Fluctuations & Flicker	IEC 61000-3-3	
	Immunity	EN 55024/CISPR 24: IEC 61000-4-2 (+/- 8kV air, +/-4kV contact), IEC 61000-4-3, IEC 61000-4-4, IEC 61000-4-5 (+/- 1kV), IEC 61000-4-6, IEC 61000-4-8, IEC 61000-4-11	
Mechanical	Dimensions (L x W x H)	71.7mm (2.82in) x 50mm (1.97in) x 33.25mm (1.31in)	
	Weight	112g	
	DC Cord Length	1500mm	
	DC Cable Type	26 AWG	26 AWG
	DC Output Connector	5.5mm x 2.1mm x 10mm center positive	
Notes	<ol style="list-style-type: none"> The specifications defined are at ambient temperature of 25°C, unless otherwise specified. 20MHz bandwidth frequency oscilloscope, add a 0.1µF multilayer Cap. and Low ESR Electrolytic Cap. (10µF) at output connector terminals (nominal line voltage, full load). Efficiency is measured after 30 minutes burn-in. 		

* NRCan approval for PSAC12R-050-R, PSAC12R-090-R, PSAC12R-120-R models only



PSAC12R Outline Drawing





**Supplier's Declaration of Conformity
47 CFR § 2.1077 Compliance Information**


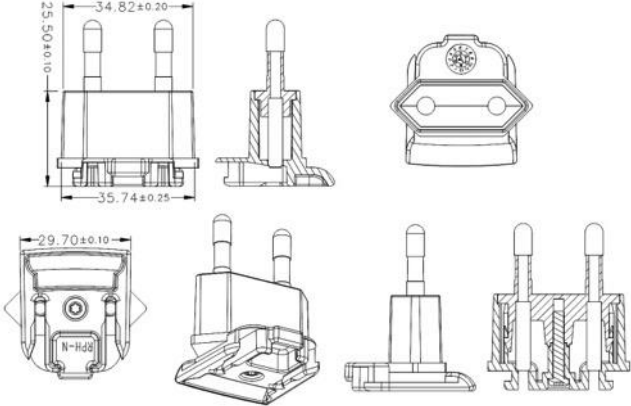

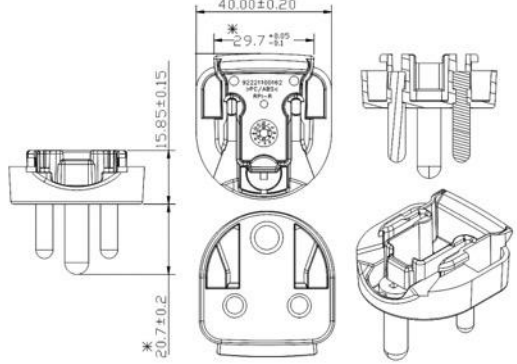

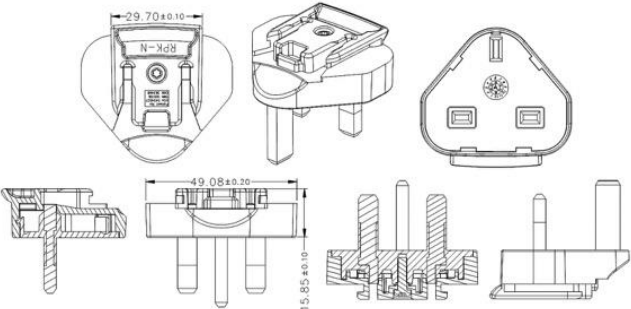

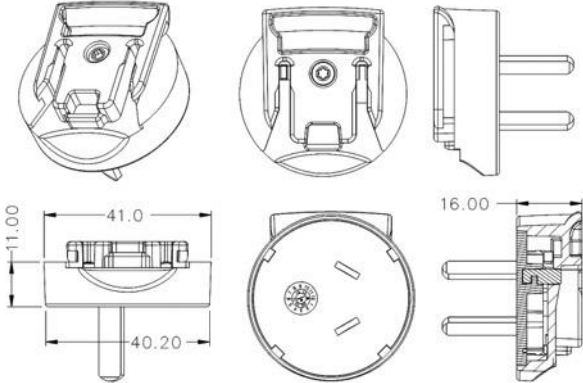
Phihong USA Corporation
47800 Fremont Boulevard
Fremont, CA 94538
Telephone: (510) 445-0100
www.phihong.com


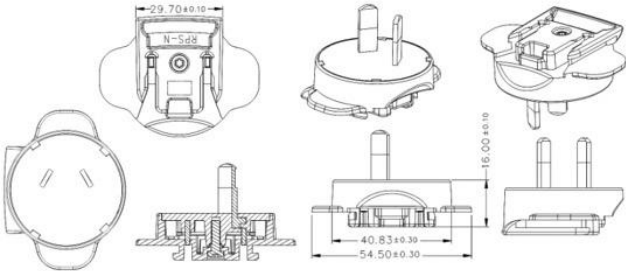

This device complies with/The devices in this product series comply with part 15 of the FCC Rules. Operation is subject to the following two conditions: (1) This device may not cause harmful interference, and (2) this device must accept any interference received, including interference that may cause undesired operation.



AC Input Clips – Sold Separately

Model	Photo	Description	Outline Drawing - mm
RPA-AB01B-H		US Clip	
RPB-AB01B-H		Brazil Clip	
RPC-AB01B-H		China Clip	
RPE-AB01B-H		Europe Clip	

Model	Photo	Description	Outline Drawing - mm
RPH-AB01B-H		Korea Clip	
RPI-AB01B-H		India Clip	
RPK-AB01B-H		UK Clip	
RPN-AB01B-H		Argentina Clip	

Model	Photo	Description	Outline Drawing - mm
RPS-AB01B-H		Australia Clip	
RPBAG-AB01B-H	<p>RPA-AB01B-H, RPE-AB01B-H, RPK-AB01B-H and RPS-AB01B-H interchangeable clips in a plastic bag.</p> 		

X-ON Electronics

Largest Supplier of Electrical and Electronic Components

Click to view similar products for [Wall Mount AC Adapters](#) category:

Click to view products by [Phihong](#) manufacturer:

Other Similar products are found below :

[ADP-163 E](#) [ADP-167 J](#) [ADP-168 K](#) [ADP-159 A](#) [ADP-165 G](#) [PSAC05A-050L6](#) [RLMDT361800](#) [P25A14E-R1C](#) [DA10-050CH](#) [DA5-050US-B](#) [DA10-050UK](#) [RLMDT701800](#) [WSU120-2000-R13](#) [WSU180-1330-13](#) [AC-DC ADAPTER 160W](#) [WSU120-2000-13](#) [WSU150-0800-13](#) [WSU075-3200-13](#) [WSU060-2000-R13](#) [WSU090-2500-13](#) [WSU050-2000-R13](#) [WSU240-1000-13](#) [WSU240-0500-R13](#) [WSU075-1500-13](#) [WSU050-3000-13](#) [WSU120-1500-13](#) [WSU120-1500-R13](#) [WSU045-1500-13](#) [WSU240-0750-13](#) [WSU090-2500-R13](#) [WSU240-1500-13](#) [WSU180-0660-13](#) [WSU075-1500-R13](#) [WSU090-1300-13](#) [WSU180-1330-R13](#) [BB-SMI1812VP230C1](#) [WSU050-1500-13](#) [WSU090-0800-13](#) [WSU120-0700-13](#) [WSU045-3000-13](#) [WSU180-0450-13](#) [WSU150-0560-R13](#) [WSU135-0880-13](#) [WSU120-3000-13](#) [WSU120-1000-R13](#) [WSU090-1300-R13](#) [WSU060-4000-13](#) [WSU060-1250-R13](#) [WSU060-1250-13](#) [WSU045-2000-R13](#)