



# 45W Desktop C8 Adapter Series



## Features

- Non-Vented/Spill-Proof Case
- US DoE Level VI Efficiency Compliance
- Ecodesign/ErP Lot 7 (EU) 2019/1782 Compliance
- Low Profile Design
- Class B EMI

## Applications

- Portable Equipment
- Gaming Machines
- Notebook Computers
- Networking





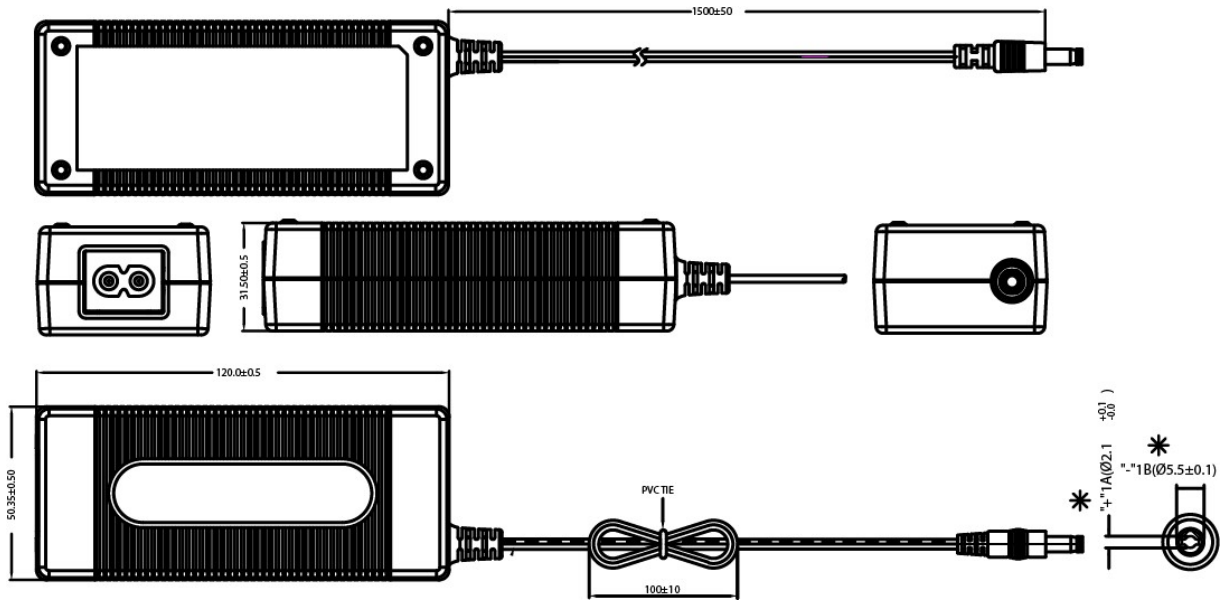
# PSAC45W Series Specifications<sup>1</sup>

Model		PSAC45W-120-R <sup>2</sup>	PSAC45W-180-R <sup>2</sup>	PSAC45W-240-R <sup>2</sup>
Output	DC Output Voltage	12.0V	18.0V	24.0V
	Max Current	3.75A	2.5A	1.875A
	Output Power	45.0W	45.0W	45.0W
	Regulation	±5%	±5%	±5%
	Ripple & Noise P-P(max) <sup>3</sup>	150mV	180mV	240mV
Input	AC Input Voltage Range	90 to 264VAC		
	AC Input Frequency	47 to 63Hz		
	Input Current	1.2A (RMS) max @120VAC		
	Inrush Current	120A max., 264VAC (Cold Start at ambient 25°C, full load)		
	No Load Power Consumption at 115VAC Input	0.048W	0.070W	0.064W
	No Load Power Consumption at 230VAC Input	0.084W	0.090W	0.095W
	115VAC Average Efficiency <sup>4</sup>	88.27%	89.06%	88.83%
	230VAC Average Efficiency <sup>4</sup>	88.78%	88.65%	89.08%
	230VAC 10% Load Efficiency <sup>4</sup>	86.88%	86.48%	85.67%
	Leakage Current	0.25mA max		
Protection	Over-Voltage	20V max	35V max	35V max
	Short Circuit	Output can be shorted permanently without damage		
	Over-Current	6.0A max, Auto restart	4.25A max, Auto restart	3.2A max, Auto restart
Environmental	Operating Temperature	0°C to +40°C		
	Non-Operating Temperature	-20° to +70°C		
	Operating Humidity	5 to +90%		
Safety Approvals and EMC	Dielectric Withstand (HI-POT)	Primary to Secondary: 3000VAC for 1min, 10mA		
	Insulation Resistance	Primary to Secondary: >7M ohm for 500VDC		
	Standards	cULus 60950-1, IEC 60950-1		
	EMI Emissions	FCC Part 15 Class B, CAN ICES-003(B)/NMB-003(B), EN 55032/CISPR 32 Class B Conducted and Radiated		
	Harmonic Current Emissions	IEC 61000-3-2		
	Voltage Fluctuations & Flicker	IEC 61000-3-3		
	Immunity	EN 55024/CISPR 24: IEC 61000-4-2 (+/- 8kV air, +/- 4kV contact), IEC 61000-4-3, IEC 61000-4-4, IEC 61000-4-5 (+/- 1kV), IEC 61000-4-6, IEC 61000-4-8, IEC 61000-4-11		
Mechanical	Dimensions (L x W x H)	120mm (4.72in) x 50mm (1.97in) x 31.5mm (1.27in)		
	Weight	250g		
	Cable Length	1500mm		
	Output Cable Type	18 AWG	20 AWG	22 AWG
	DC Output Connector	2.1mm x 5.5mm x 10.0mm		
	DC Plug Pin Assignment	Inner (V+) / Outer GND (V-)		
	Input Connector	IEC 60320 C8		

Model		PSAC45W-480-R <sup>2</sup>	PSAC45W-560-R <sup>2</sup>
Output	DC Output Voltage	48.0V	56.0V
	Max Current	0.9375A	0.804A
	Output Power	45.0W	45.024W
	Regulation	±5%	±5%
	Ripple & Noise P-P(max) <sup>3</sup>	480mV	560mV
Input	AC Input Voltage Range	90 to 264VAC	
	AC Input Frequency	47 to 63Hz	
	Input Current	1.2A (RMS) max @120VAC	
	Inrush Current	120A max., 120VAC (Cold Start at ambient 25°C, full load)	
	No Load Power Consumption at 115VAC Input	0.062W	0.067W
	No Load Power Consumption at 230VAC Input	0.092W	0.094W
	115VAC Average Efficiency <sup>4</sup>	90.22%	91.21%
	230VAC Average Efficiency <sup>4</sup>	90.59%	91.16%
	230VAC 10% Load Efficiency <sup>4</sup>	85.96%	85.99%
	Leakage Current	0.25mA max	
Protection	Over-Voltage	63V max	70V max
	Short Circuit	Output can be shorted permanently without damage	
	Over-Current	1.6A max, Auto restart	1.42A max, Auto restart
Environmental	Operating Temperature	0°C to +40°C	
	Non-Operating Temperature	-20° to +70°C	
	Operating Humidity	5 to +90%	
Safety Approvals and EMC	Dielectric Withstand (HI-POT)	Primary to Secondary: 3000VAC for 1min, 10mA	
	Insulation Resistance	Primary to Secondary: >7M ohm for 500VDC	
	Standards	cULus 60950-1, IEC 60950-1	
	EMI Emissions	FCC Part 15 Class B, CAN ICES-003(B)/NMB-003(B), EN 55032/CISPR 32 Class B Conducted and Radiated	
	Harmonic Current Emissions	IEC 61000-3-2	
	Voltage Fluctuations & Flicker	IEC 61000-3-3	
	Immunity	EN 55024/CISPR 24: IEC 61000-4-2 (+/- 8kV air, +/- 4kV contact), IEC 61000-4-3, IEC 61000-4-4, IEC 61000-4-5 (+/- 1kV), IEC 61000-4-6, IEC 61000-4-8, IEC 61000-4-11	
Mechanical	Dimensions (L x W x H)	120.00mm (4.72in) x 50.35mm (1.98in) x 31.4mm (1.24in)	
	Weight	250g	
	Cable Length	1500mm	
	Output Cable Type	24 AWG	
	DC Output Connector	2.1mm x 5.5mm x 10.0mm	
	DC Plug Pin Assignment	Inner (V+) / Outer GND (V-)	
	Input Connector	IEC 60320 C8	
Notes	<ol style="list-style-type: none"> <li>The specifications defined are at ambient temperature of 25C, unless otherwise specified.</li> <li>Not recommended for new designs (NRND). Minimum order quantity applies.</li> <li>20MHz bandwidth frequency oscilloscope, add a 0.1µF multilayer Cap. and Low ESR Electrolytic Cap. (10µF) at output connector terminals (nominal line voltage, full load).</li> <li>Efficiency is measured after 30 minutes burn-in.</li> </ol>		



# PSAC45W Outline Drawing



**Supplier's Declaration of Conformity**  
**47 CFR § 2.1077 Compliance Information**

Phihong USA Corporation  
47800 Fremont Boulevard  
Fremont, CA 94538  
Telephone: (510) 445-0100  
[www.phihong.com](http://www.phihong.com)




NOTE: This model has/The models in this product series have been tested and found to comply with the limits for a Class B digital device, pursuant to part 15 of the FCC Rules. These limits are designed to provide reasonable protection against harmful interference in a residential installation. This equipment generates, uses and can radiate radio frequency energy and, if not installed and used in accordance with the instructions, may cause harmful interference to radio communications. However, there is no guarantee that interference will not occur in a particular installation. If this equipment does cause harmful interference to radio or television reception, which can be determined by turning the equipment off and on, the user is encouraged to try to correct the interference by one or more of the following measures:

- Reorient or relocate the receiving antenna.
- Increase the separation between the equipment and receiver.
- Connect the equipment into an outlet on a circuit different from that to which the receiver is connected.
- Consult the dealer or an experienced radio/TV technician for help.

Changes or modifications to equipment not expressly approved by PHIHONG could void the user's authority to operate the equipment.



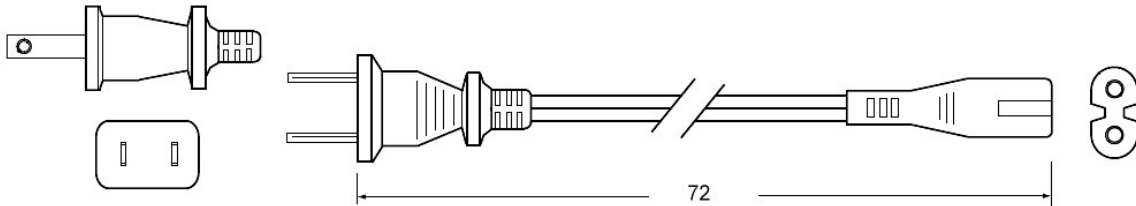
# Line Cords - Sold Separately

Model		AC15WNA-R	AC15WEU-R	AC15WUK-R
Specifications	Plug Type	North America NEMA 1-15P	Continental Europe CEE 7XVI	United Kingdom BS 1363
	Connector	IEC320 C7	IEC320 C7	IEC320 C7
	Wire Size	18 AWG	0.75mm	0.75mm
	Temperature	60°C	70°C	70 °C
	Amperage Rating	10A	2.5A	5A
	Voltage Rating	125V	250V	250V
	Cable Length	72mm	1830mm	1830mm
Safety Approvals		CSA; UL	CEBEC; DEMKO; DVE; FIMKO; GOST; IMQ; KEMA; NEMKO; NF; OVE; SEMKO; SEV	BSI; Safety Mark
Photos				




# Line Cords - Outline Drawings


**AC15WNA-R**



**AC15WEU-R**



**AC15WUK-R**



## X-ON Electronics

Largest Supplier of Electrical and Electronic Components

*Click to view similar products for [Desktop AC Adapters](#) category:*

*Click to view products by [Phihong](#) manufacturer:*

Other Similar products are found below :

[YS50-1903150](#) [DTA27-3X-W-5](#) [212A2136](#) [ADP485-01](#) [SWA-1202](#) [SWA-1501](#) [212A2220](#) [432703037451](#) [TRH100A280-01E13-Level-VI](#)  
[TRH100A280-11E13-Level-VI](#) [TRH50A120-12E01-Level-VI](#) [TRH50A120-40E01-Level-VI](#) [TRH50A150-12E12-Level-VI](#) [TRH50A180-11E03-Level-VI](#) [TRH70A120-11E01-Level-VI](#) [TRH70A150-02E02-Level-VI](#) [TRH70A190-11E03-Level-VI](#) [TRH70A240-11E03-Level-VI](#)  
[TRH70A480-11E03-Level-VI](#) [DA10-050US](#) [DTA27-0512FWX-W3](#) [TRH100A120-02E12-Level-VI](#) [TRH100A150-11E12-Level-VI](#)  
[TRH100A240-36E13-Level-VI](#) [TRH100A280-12E13-Level-VI](#) [TRH50A120-11E01-Level-VI](#) [TRH50A120-49E01-Level-VI](#) [TRH50A150-12E02-Level-VI](#) [TRH70A120-01E01-Level-VI](#) [KR8-PS01](#) [1894875](#) [FWE030012A-10A](#) [FWE050024B-10A](#) [820A4080G](#) [825A0057-03](#)  
[SWA-1704W](#) [AD5012N2LM-\(401\)](#) [DA10-050CH](#) [SDI65-24-UDC-P5R](#) [DA10-050UK](#) [TRH70A180-11E03-Level-VI](#) [TRH21A120-49E03-Level-VI](#) [TRH100A240-12E13-Level-VI](#) [TRH70A150-11E02-Level-VI](#) [TRH70A120-23E11-Level-VI](#) [TRH70A240-02E03-Level-VI](#)  
[TRH70A190-12E03-Level-VI](#) [FWE050012B-10A](#) [AC-DC ADAPTER 90W w/ Cable](#) [PWR-247-CE](#)