



15W Interchangeable Wall Plug Adapter



Features

- Double Insulated
- Field Changeable AC Plugs – sold separately
- DOE Level VI Compliant
- ErP 2009/125/EC (EU 2019/1782)
- Class B EMI
- Limited Power Source (LPS)

Applications

- Wireless Communications
- Portable Equipment
- Peripherals
- Networking

*NRCan approval for PSC15R-050-R, PSA15R-120P6-R, PSA15R-150P6-R, PSA15R-240P6-R, PSA15R-480P6-R models only



PSX15R Specifications¹

Model		PSC15R-050-R [*]	PSC15R-060-R	PSC15R-075-R
Output	DC Output Voltage	5.0V	5.9V	7.5V
	Max Current	3.0A	2.5A	2.0A
	Output Power	15.0W	14.75W	15.0W
	Regulation	± 5%	± 5%	± 5%
	Ripple & Noise P-P(max) ²	100mV	100mV	100mV
Input	AC Input Voltage Range	90 to 264VAC		
	AC Input Frequency	47 to 63Hz		
	Input Current	0.5A (RMS) max for 120Vac/max load 0.25A (RMS) max for 240Vac/max load		
	Inrush Current	<40A for 120VAC, <60A for 240VAC (Cold start at ambient 25°C, full load)		
	No Load Power Consumption at 115VAC Input	0.034W	0.044W	0.049W
	No Load Power Consumption at 230VAC Input	0.061W	0.074W	0.078W
	115VAC Average Efficiency ³	84.0%	84.1%	86.1%
	230VAC Average Efficiency ³	83.33%	83.0%	85.3%
	230VAC 10% Load Efficiency ³	80.58%	79.5%	81.5%
	Leakage Current	0.25mA max		
Protection	Over-Voltage	<13V		
	Short Circuit	The output can be shorted permanently without damage.		
	Over-Current	2A Short circuit auto-restart		
Environmental	Operating Temperature	0°C to +40°C		
	Non-Operating Temperature	-40° to +85°C		
	Operating Humidity	20 to 90%		
Safety Approvals and EMC	Dielectric Withstand (HI-POT)	Primary to Secondary: 3000VAC for 1min, 10mA		
	Insulation Resistance	Primary to Secondary: >7M ohm for 500VDC		
	Standards	cULus 60950-1, cULus 62368-1, IEC60950-1, IEC 62368-1, AS/NZ 60950-1		
	EMI Emissions	FCC Part 15 Class B, CAN ICES-003(B)/NMB-003(B), EN 55032/CISPR 32 Class B Conducted and Radiated,		
	Harmonic Current Emissions	IEC 61000-3-2		
	Voltage Fluctuations & Flicker	IEC 61000-3-3		
	Immunity	EN 55024/CISPR 24: IEC 61000-4-2, IEC 61000-4-3, IEC 61000-4-4, IEC 61000-4-5, IEC 61000-4-6, IEC 61000-4-8, IEC 61000-4-11		
Mechanical	Dimensions (L x W x H)	71.7mm (2.82in) x 50mm (1.97in) x 33.2mm (1.31in)		
	Weight	115g		
	DC Cord	1500mm		
	DC Output Connector	5.5mm x 2.1mm x 10mm center positive		

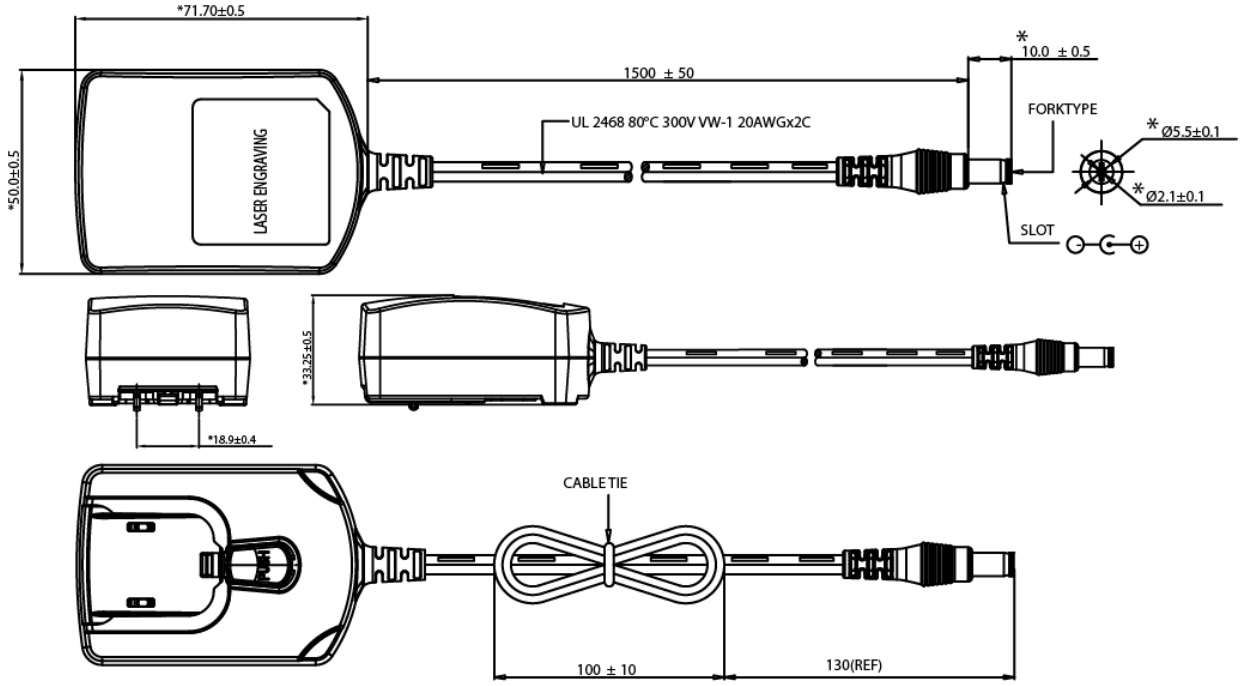
Model		PSC15R-090-R	PSA15R-120P6-R*	PSA15R-150P6-R*
Output	DC Output Voltage	9.0V	12.0V	15.0V
	Max Current	1.67A	1.25A	1.0A
	Output Power	15.0W	15.0W	15.0W
	Regulation	± 5%	± 5%	± 5%
	Ripple & Noise P-P(max) ²	120mV	100mV	100mV
Input	AC Input Voltage Range	90 to 264VAC		
	AC Input Frequency	47 to 63Hz		
	Input Current	0.5A (RMS) max for 120Vac/max load 0.25A (RMS) max for 240Vac/max load		
	Inrush Current	<40A for 120VAC, <60A for 240VAC (Cold start at ambient 25°C, full load)		
	No Load Power Consumption at 115VAC Input	0.062W	0.031W	0.049W
	No Load Power Consumption at 230VAC Input	0.092W	0.054W	0.072W
	115VAC Average Efficiency ³	87.1%	86.3%	85.6%
	230VAC Average Efficiency ³	86.4%	85.6%	85.3%
	230VAC 10% Load Efficiency ³	81.0%	77.5%	73.6%
	Leakage Current	0.25mA max		
Protection	Over-Voltage	<13V		
	Short Circuit	The output can be shorted permanently without damage.		
	Over-Current	2A Short circuit auto-restart		
Environmental	Operating Temperature	0°C to +40°C		
	Non-Operating Temperature	-40° to +85°C		
	Operating Humidity	20 to 90%		
Safety Approvals and EMC	Dielectric Withstand (HI-POT)	Primary to Secondary: 3000VAC for 1min, 10mA		
	Insulation Resistance	Primary to Secondary: >7M ohm for 500VDC		
	Standards	cULus 60950-1, cULus 62368-1, IEC60950-1, IEC 62368-1, AS/NZ 60950-1		
	EMI Emissions	FCC Part 15 Class B, CAN ICES-003(B)/NMB-003(B), EN 55032/CISPR 32 Class B Conducted and Radiated,		
	Harmonic Current Emissions	IEC 61000-3-2		
	Voltage Fluctuations & Flicker	IEC 61000-3-3		
	Immunity	EN 55024/CISPR 24: IEC 61000-4-2, IEC 61000-4-3, IEC 61000-4-4, IEC 61000-4-5, IEC 61000-4-6, IEC 61000-4-8, IEC 61000-4-11		
Mechanical	Dimensions (L x W x H)	71.7mm (2.82in) x 50mm (1.97in) x 33.2mm (1.31in)		
	Weight	115g		
	DC Cord	1500mm		
	DC Output Connector	5.5mm x 2.1mm x 10mm center positive		

Model		PSA15R-240P6-R ¹	PSA15R-480P6-R ¹
Output	DC Output Voltage	24.0V	48.0V
	Max Current	0.65A	0.313A
	Output Power	15.6W	15.0W
	Regulation	± 5%	± 5%
	Ripple & Noise P-P(max) ²	200mV	400mV
Input	AC Input Voltage Range	90 to 264VAC	
	AC Input Frequency	47 to 63Hz	
	Input Current	0.5A (RMS) max for 120Vac/max load 0.25A (RMS) max for 240Vac/max load	
	Inrush Current	<40A for 120VAC, <60A for 240VAC (Cold start at ambient 25°C, full load)	
	No Load Power Consumption at 115VAC Input	0.062W	0.061W
	No Load Power Consumption at 230VAC Input	0.081W	0.079W
	115VAC Average Efficiency ³	85.8%	86.4%
	230VAC Average Efficiency ³	85.1%	86.9%
	230VAC 10% Load Efficiency ³	72.4%	75.8%
	Leakage Current	0.25mA max	
Protection	Over-Voltage	<13V	
	Short Circuit	The output can be shorted permanently without damage.	
	Over-Current	2A Short circuit auto-restart	
Environmental	Operating Temperature	0°C to +40°C	
	Non-Operating Temperature	-40° to +85°C	
	Operating Humidity	20 to 90%	
Safety Approvals and EMC	Dielectric Withstand (HI-POT)	Primary to Secondary: 3000VAC for 1min, 10mA	
	Insulation Resistance	Primary to Secondary: >7M ohm for 500VDC	
	Standards	cULus 60950-1, cULus 62368-1, IEC60950-1, IEC 62368-1, AS/NZ 60950-1	
	EMI Emissions	FCC Part 15 Class B, CAN ICES-003(B)/NMB-003(B), EN 55032/CISPR 32 Class B Conducted and Radiated,	
	Harmonic Current Emissions	IEC 61000-3-2	
	Voltage Fluctuations & Flicker	IEC 61000-3-3	
	Immunity	EN 55024/CISPR 24: IEC 61000-4-2, IEC 61000-4-3, IEC 61000-4-4, IEC 61000-4-5, IEC 61000-4-6, IEC 61000-4-8, IEC 61000-4-11	
Mechanical	Dimensions (L x W x H)	71.7mm (2.82in) x 50mm (1.97in) x 33.2mm (1.31in)	
	Weight	115g	
	DC Cord	1500mm	
	DC Output Connector	5.5mm x 2.1mm x 10mm center positive	
Notes	<ol style="list-style-type: none"> The specifications defined are at ambient temperature of 25°C, unless otherwise specified. 20MHz bandwidth frequency oscilloscope, add a 0.1µF multilayer Cap. and Low ESR Electrolytic Cap. (10µF) at output connector terminals (nominal line voltage, full load). Efficiency is measured after 30 minutes burn-in. 		

¹NRCan approval for PSC15R-050-R, PSA15R-120P6-R, PSA15R-150P6-R, PSA15R-240P6-R, PSA15R-480P6-R models only



Outline Drawing





**Supplier's Declaration of Conformity
47 CFR § 2.1077 Compliance Information**


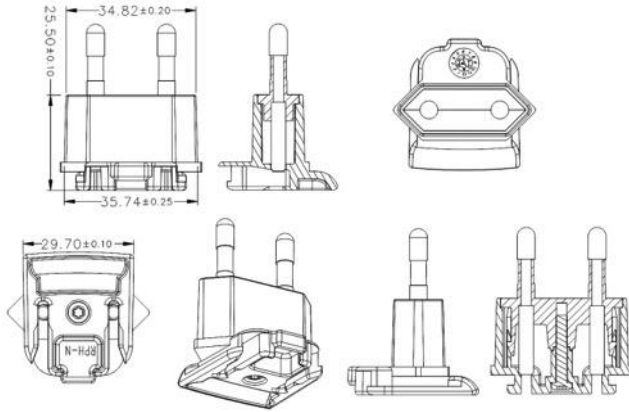

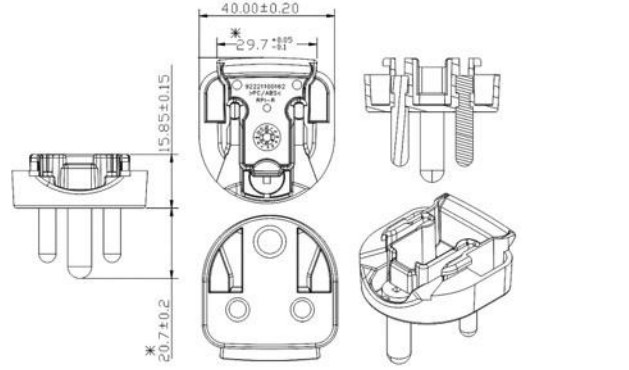

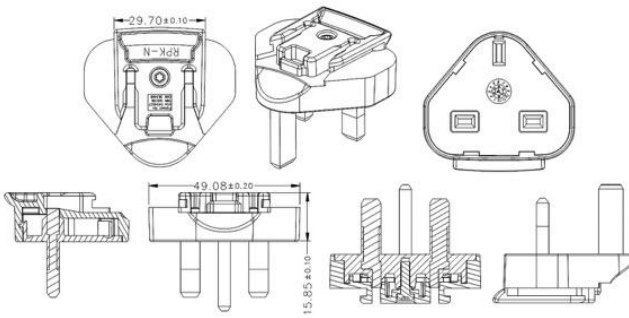

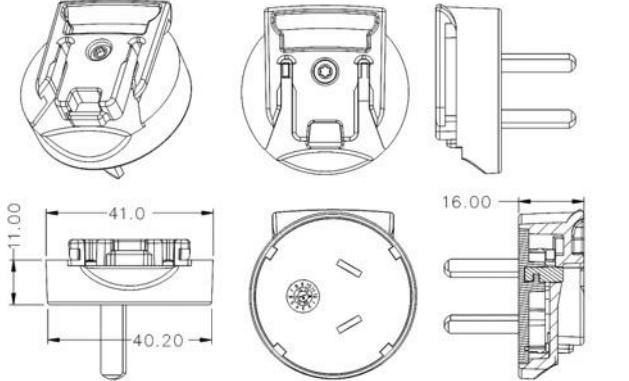
Phihong USA Corporation
47800 Fremont Boulevard
Fremont, CA 94538
Telephone: (510) 445-0100
www.phihong.com


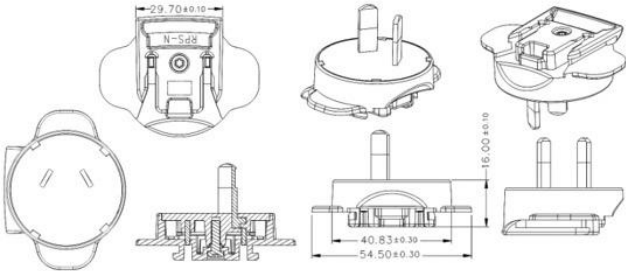

This device complies with/The devices in this product series comply with part 15 of the FCC Rules. Operation is subject to the following two conditions: (1) This device may not cause harmful interference, and (2) this device must accept any interference received, including interference that may cause undesired operation.



AC Input Clips – Sold Separately

Model	Photo	Description	Outline Drawing - mm
RPA-AB01B-H		US Clip	
RPB-AB01B-H		Brazil Clip	
RPC-AB01B-H		China Clip	
RPE-AB01B-H		Europe Clip	

Model	Photo	Description	Outline Drawing - mm
RPH-AB01B-H		Korea Clip	
RPI-AB01B-H		India Clip	
RPK-AB01B-H		UK Clip	
RPN-AB01B-H		Argentina Clip	

Model	Photo	Description	Outline Drawing - mm
RPS-AB01B-H		Australia Clip	
RPBAG-AB01B-H	<p>RPA-AB01B-H, RPE-AB01B-H, RPK-AB01B-H and RPS-AB01B-H interchangeable clips in a plastic bag.</p> 		

X-ON Electronics

Largest Supplier of Electrical and Electronic Components

Click to view similar products for [Wall Mount AC Adapters](#) category:

Click to view products by [Phihong](#) manufacturer:

Other Similar products are found below :

[ADP-163 E](#) [ADP-167 J](#) [ADP-168 K](#) [ADP-159 A](#) [ADP-165 G](#) [PSAC05A-050L6](#) [RLMDT361800](#) [P25A14E-R1C](#) [DA10-050CH](#) [DA5-050US-B](#) [DA10-050UK](#) [RLMDT701800](#) [WSU120-2000-R13](#) [WSU180-1330-13](#) [AC-DC ADAPTER 160W](#) [WSU120-2000-13](#) [WSU150-0800-13](#) [WSU075-3200-13](#) [WSU060-2000-R13](#) [WSU090-2500-13](#) [WSU050-2000-R13](#) [WSU240-1000-13](#) [WSU240-0500-R13](#) [WSU075-1500-13](#) [WSU050-3000-13](#) [WSU120-1500-13](#) [WSU120-1500-R13](#) [WSU045-1500-13](#) [WSU240-0750-13](#) [WSU090-2500-R13](#) [WSU240-1500-13](#) [WSU180-0660-13](#) [WSU075-1500-R13](#) [WSU090-1300-13](#) [WSU180-1330-R13](#) [BB-SMI1812VP230C1](#) [WSU050-1500-13](#) [WSU090-0800-13](#) [WSU120-0700-13](#) [WSU045-3000-13](#) [WSU180-0450-13](#) [WSU150-0560-R13](#) [WSU135-0880-13](#) [WSU120-3000-13](#) [WSU120-1000-R13](#) [WSU090-1300-R13](#) [WSU060-4000-13](#) [WSU060-1250-R13](#) [WSU060-1250-13](#) [WSU045-2000-R13](#)