


PHILIPS

CertaDrive

LED driver



Datasheet

CertaDrive LED drivers – Linear HV non-isolated

CertaDrive 19W 200/350mA 54V 230V EL

9290 028 74680

Fixed current/voltage LED drivers for high volume LED propositions

The CertaDrive LED drivers are designed to fulfill the market need for essential lighting. The CertaDrive LED drivers offer basic specifications such as specific current and voltage settings, optimal to operate CertaFlux LED modules. Life time of the driver is set at 50,000 hours. Philips will extend the portfolio of CertaDrive LED drivers to match high volume CertaFlux LED line propositions as well as high volume opportunities of other LED board manufactures.

Benefits

- Design freedom
- Optimized to operate CertaFlux LED lines
- 3-years warranty

Features

- Small dimensions
- Specific current and voltage
- 50,000 hours life time
- Fast Time to Market

Application

- Waterproof luminaires
- Recessed, surface and suspended luminaires in offices

Electrical input data

Specification item	Value	Unit	Condition
Rated input voltage range	220...240	V _{ac}	Performance range
Rated input voltage	230	V _{ac}	
Rated input frequency range	50...60	Hz	Performance range
Rated input current	0.1	A	@ rated output power @ rated input voltage
Rated input power	20	W	@ rated output power @ rated input voltage
Power factor	0.9		@ rated output power @ rated input voltage
Total harmonic distortion	20	%	@ rated output power @ rated input voltage
Efficiency	86.1	%	typical value @ 230V, full output power
Rated input voltage DC range	186...250	V _{dc}	Performance range
Input voltage AC range	198...264	V _{ac}	Operational range
Input frequency AC range	45...66	Hz	Operational range
Input voltage DC range	168...275	V _{dc}	Operational range
Isolation input to output	No		

Electrical output data

Specification item	Value	Unit	Condition
Regulation method	Constant Current		
Output voltage	35...54	V _{dc}	
Output voltage max.	220	V	Maximum output voltage (rms)
Output current	0.2 / 0.35	A	Depends on the selected output LED- wire
Output current tolerance ±	8	%	
Output current ripple LF	≤ 4	%	Ripple = peak / average, < 3kHz. R _d = 25Ω
Output current ripple HF	≤ 15	%	
Output P _{st} ^{LM}	≤ 0.03		
Output SVM	≤ 0.07		
Output power	7...19	W	

Electrical data controls input

Specification item	Value	Unit	Condition
Control method	Fixed		


Wiring and Connections

Specification item	Value	Unit	Type
Input wire cross-section	0.5...1.5	mm ² / AWG	solid / stranded wire
Input wire strip length	8.5...9.5	mm	
Output wire cross-section	0.5...1.5	mm ² / AWG	solid / stranded wire
Output wire strip length	8.5...9.5	mm	
Maximum cable length	2	m	Total length of wiring including LED module, one way



Dimensions and weight

Specification item	Value	Unit	Tolerance (mm)
Length (A1)	210	mm	± 0.3
Mounting hole distance (A2)	198.5	mm	± 0.3
Width (B1)	30	mm	± 0.5
Height (C1)	21	mm	± 0.5
Mounting hole diameter (D1)	4.1	mm	± 0.2
Mounting hole diameter (D2)	4.1	mm	± 0.2
Weight	128	gram	



Logistical data

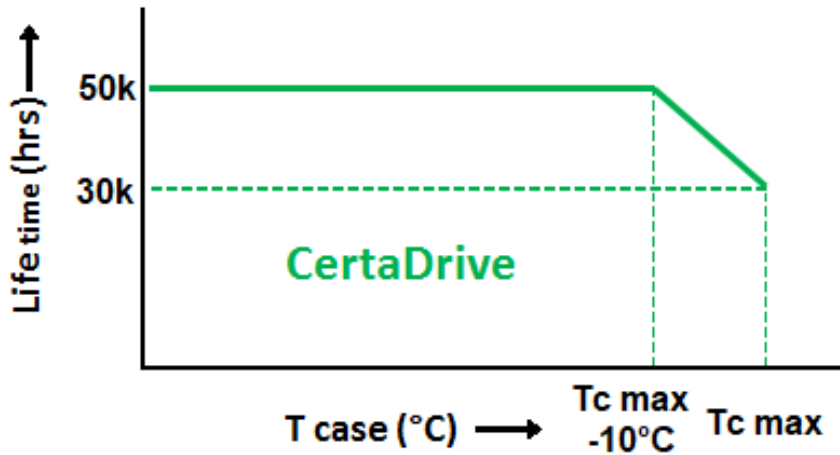
Specification item	Value
Product name	CertaDrive 19W 200/350mA 54V 230V EL
Logistic code 12NC	9290 028 74680
Pieces per box	20

Operational temperatures and humidity

Specification item	Value	Unit	Condition
Ambient temperature	-20...+50	°C	Higher ambient temperature allowed as long as T _{case-max} is not exceeded
T _{case-max}	75	°C	Maximum temperature measured at T _{case} -point
T _{case-life}	65	°C	Measured at T _{case} -point
Maximum housing temperature	110	°C	In case of a failure, inherent by design
Relative humidity	10...90	%	Non-condensing

Lifetime

Specification item	Value	Unit	Condition
Driver lifetime	50,000	hours	Measured temperature at Tcase-point is Tcase-life. Maximum failures = 10%



Storage temperature and humidity

Specification item	Value	Unit	Condition
Ambient temperature	-25...+85	°C	
Relative humidity	5...95	%	Non-condensing

Programmable features

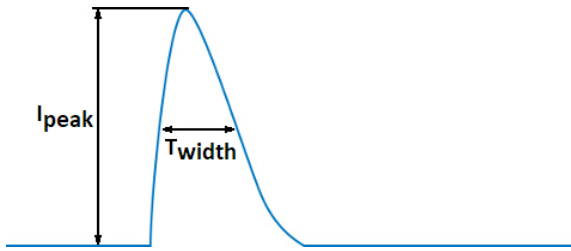
Specification item	Available	Default setting	Condition
LED Module Temperature Protection (MTP)	No		
Constant Light Output (CLO)	No		
Corridor Mode	No		
DC emergency (DCemDim)	Yes		

Features

Specification item	Value	Condition
Open load protection	Yes	Automatic recovering
Short circuit protection	Yes	Automatic recovering
Over power protection	Yes	Automatic recovering
Hot wiring	No	
Suitable for fixtures with protection class	I	per IEC60598
Overtemperature protection	No	Automatic recovering
Overheating protection	No	

Inrush current

Specification item	Value	Unit	Condition
Inrush current	9.08	A	Input voltage 230V
Inrush peak width	175	μ s	Input voltage 230 V, measured at 50% height
Drivers / MCB 16A type B	≤ 72	pcs	Indicative value



Please refer to the driver design in guide if you use other MCB-types.

Driver touch current / protective conductor current

Specification item	Value	Unit	Condition
Typical Touch Current (ins. Class II)	0.7	mA peak	Acc. IEC61347-1. LED module contribution not included

Surge immunity

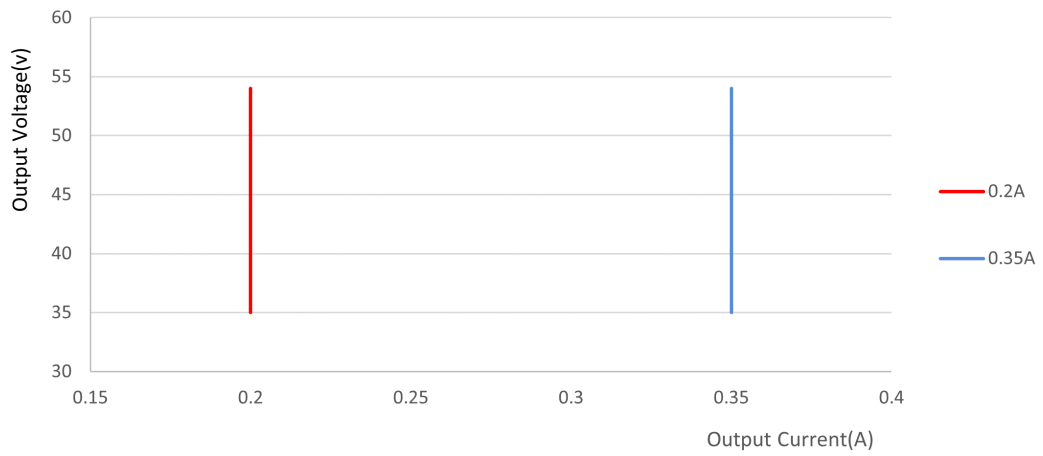
Specification item	Value	Unit	Condition
Mains surge immunity (diff. mode)	1	kV	Acc. IEC61000-4-5. 2 Ohm, 1.2/50us, 8/20us
Mains surge immunity (comm. mode)	2	kV	Acc. IEC61000-4-5. 12 Ohm, 1.2/50us, 8/20us

Application Info

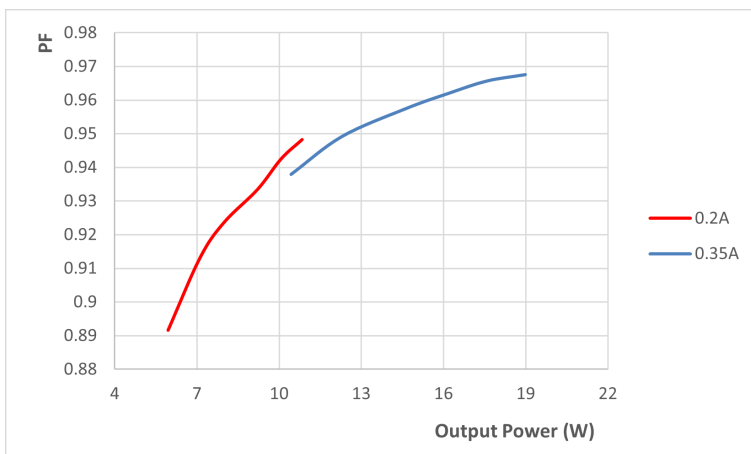
Specification item	Value
Approval marks	CB / CCC / CE / ENEC / RCM / TISI
Ingress Protection classification (IP)	20
Application	Indoor Linear
Mounting Type	Built-in

Graphs

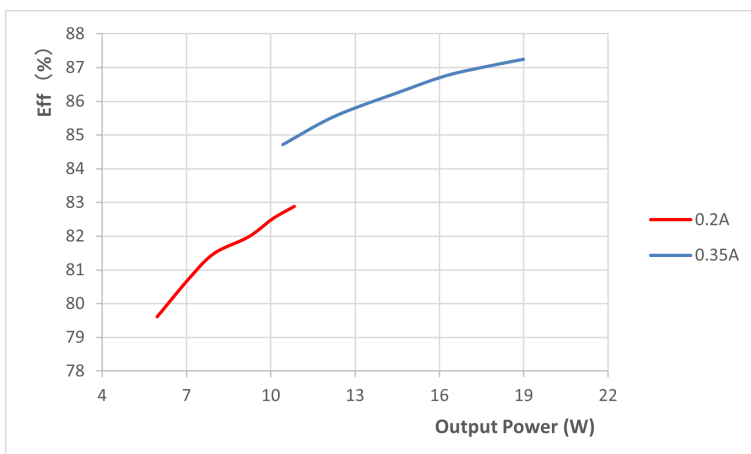
Operating window



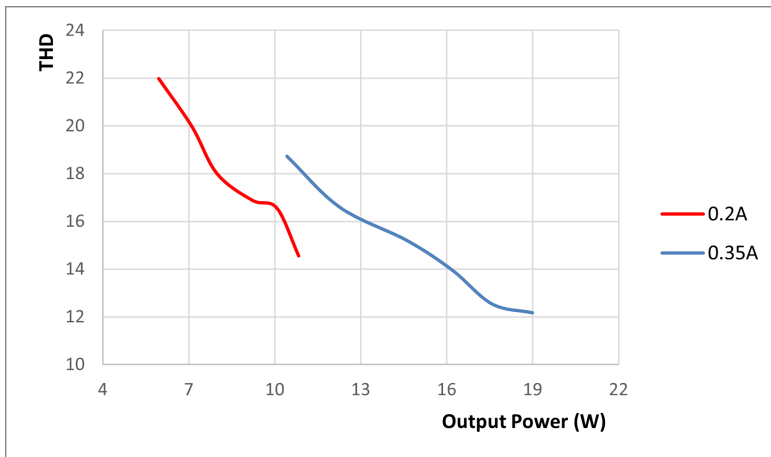
Power factor versus output power



Efficiency versus output power



THD versus output power



©2021 Signify Holding, IBRS 10461, 5600 VB, NL. All rights reserved.
UK importer address: Signify Commercial UK Limited, 3, Guildford Business Park, GU2 8XG.

The information provided herein is subject to change without notice. Signify does not give any representation or warranty as to the accuracy or completeness of the information included herein and shall not be liable for any action in reliance thereon. The information presented in this document is not intended as any commercial offer and does not form part of any quotation or contract, unless otherwise agreed by Signify.

Philips and the Philips Shield Emblem are registered trademarks of Koninklijke Philips N.V. All other trademarks are owned by Signify Holding or their respective owners.

Date of release: September 13, 2021 v1

www.philips.com/oem

X-ON Electronics

Largest Supplier of Electrical and Electronic Components

Click to view similar products for [LED Power Supplies](#) category:

Click to view products by [Philips](#) manufacturer:

Other Similar products are found below :

[PIFC-K250F](#) [PITB-K222A](#) [AC-A60VD24H2.5](#) [ALD-514012PJ134](#) [PWD-60-1-70-P](#) [ESS030W-1050-21](#) [BPOXL 4-12-035](#) [ESS010W-0180-42](#) [ESS010W-0350-24](#) [ESS010W-0200-42](#) [ESM060W-1400-42](#) [ESS010W-0500-12](#) [SLM140W-1.05-130-ZA](#) [ESS015W-0700-18](#) [HVG-240-54AB](#) [OTE 25/220-240/700 PC](#) [OT FIT 30/220-240/700 CS](#) [DAL30W-0600-42-T](#) [HVG-320-48AB](#) [CNB30W-0600-42-CAS](#) [87500757](#) [I-SELECT 2 PLUG 2100MA BL](#) [LCU 48V 75W DC-STR FO](#) [LC 45 W 500-1400 MA FLEXC SC EXC](#) [I-SELECT 2 PLUG 2000MA BL](#) [LC 50/200-350/170 FLEXCC LP SNC3](#) [LCO 14/100-500/38 O4A NF C EXC3](#) [LC 28W 300-700MA 42 FLEXC NF SC EXC3](#) [LC 44/1050/42 FIXC SRL ADV2](#) [LCA 60W 900-1750MA ONE4ALL C PRE](#) [LC 8/180/44 FIXC SR SNC2](#) [LC 19/200-350/54 FLEXC LP SNC4](#) [BXDR-PS-75BS-E116D-01-A](#) [LC 30/500/54 FIXC SR SNC2](#) [LCA 60W 24V ONE4ALL SC PRE SP](#) [LC 60W 75-330MA 310V FLEXC NF H16 EXC4](#) [LC 8/180/42 FIXC PC SR SNC2](#) [LC 10/350/29 FIXC SR SNC2](#) [LC 25/500/43 FIXC SR SNC2](#) [LC 50/100-400/140 PO4A NF H16 PRE3](#) [LC 25/600/42 FIXC SRL ADV2](#) [LCO 24/200-1050/39 NF C ADV3](#) [ELEMENT 35/220...240/900 G3](#) [LC 25W 350-1050MA FLEXC SR EXC](#) [LC 35W 24 ONE4ALL IP PRE](#) [BXDR-PS-25BS-E107D-01-A](#) [LC 17W 250-700MA FLEXC SR EXC](#) [LC 15W 350MA FIXC C SNC](#) [LC 14W 700MA FIXC PC SR SNC2](#) [LC 200W 24V SC SNC](#)